

# **The Commonwealth of Massachusetts**

## **Return**

**of the**

**Municipal Light Department of**

**the Town of Boylston**

**to the**

**Department of Public Utilities**

**of Massachusetts**

**For the Year ended December 31,**

**2015**

Name of officer to whom correspondence should  
be addressed regarding this report:

Official title: Manager

Mark Barakian

P.O. Box 753 - Paul X Tivnan Road

Boylston, MA 01505

# GOULET, SALVIDIO & ASSOCIATES, P.C.

CERTIFIED PUBLIC ACCOUNTANTS

James F. Goulet, CPA, MST  
Catherine A. Kuzmeskus, CPA  
James R. Dube, CPA

Heather E. Isaacs, CPA  
Tracy I. Vaughan, CPA  
Shawn J. Goulet, EA

The Board of Commissioners  
Boylston Municipal Light Department  
Boylston, Massachusetts 01505

Management is responsible for the accompanying financial statements of Boylston Municipal Light Department, which comprise the balance sheet as of December 31, 2015, and the related statements of income and unappropriated retained earnings for the year then ended, included in the accompanying prescribed form. We have performed a compilation engagement in accordance with Statements on Standards for Accounting and Review Services promulgated by the Accounting and Review Services Committee of the AICPA. We did not audit or review the financial statements included in the accompanying prescribed form nor were we required to perform any procedures to verify the accuracy or completeness of the information provided by management. Accordingly, we do not express an opinion, a conclusion, nor provide any form of assurance on these financial statements.

## **Other Matter**

The financial statements included in the accompanying prescribed form are intended to comply with the requirements of the Massachusetts Department of Public Utilities, and are not intended to be a presentation in accordance with accounting principles generally accepted in the United States of America.

Goulet, Salvidio & Associates P.C.

*Goulet, Salvidio & Associates, P.C.*

Worcester, Massachusetts  
March 18, 2016

## TABLE OF CONTENTS

|   | Page  |
|---|-------|
| General Information   | 3     |
| Schedule of Estimates   | 4     |
| Customers in each City or Town                                | 4     |
| Appropriations Since Beginning of Year                        | 5     |
| Changes in the Property                                       | 5     |
| Bonds   | 6     |
| Town Notes  | 7     |
| Cost of Plant   | 8- 8B |
| Comparative Balance Sheet                                     | 10-11 |
| Income Statement  | 12    |
| Earned Surplus  | 12    |
| Cash Balances   | 14    |
| Materials and Supplies  | 14    |
| Depreciation Fund Account                                     | 14    |
| Utility Plant-Electric  | 15-17 |
| Production Fuel and Oil Stocks                                | 18    |
| Miscellaneous Nonoperating Income                             | 21    |
| Other Income Deductions                                       | 21    |
| Miscellaneous Credits to Surplus                              | 21    |
| Miscellaneous Debits to Surplus                               | 21    |
| Appropriations of Surplus                                     | 21    |
| Municipal Revenues  | 22    |
| Purchased Power   | 22    |
| Sales for Resale  | 22    |
| Electric Operating Revenues                                   | 37    |
| Sales of Electricity to Ultimate Consumers                    | 38    |
| Electric Operation and Maintenance Expenses                   | 39-42 |
| Taxes Charged During Year                                     | 49    |
| Other Utility Operating Income                                | 50    |
| Income from Merchandising, Jobbing and Contract Work          | 51    |
| Sales for Resale  | 52-53 |
| Purchased Power (except Interchange)                          | 54-55 |
| Interchange Power   | 56    |
| Electric Energy Account                                       | 57    |
| Monthly Peaks and Output                                      | 57    |
| Generating Station Statistics                                 | 58-59 |
| Steam Generating Stations                                     | 60-61 |
| Hydroelectric Generating Stations                             | 62-63 |
| Combustion Engine and Other Generating Stations               | 64-65 |
| Generating Statistics (Small Stations)                        | 66    |
| Transmission Line Statistics                                  | 67    |
| Substations   | 68    |
| Overhead Distribution Lines Operated                          | 69    |
| Electric Distribution Services, Meters, and Line Transformers | 69    |
| Conduit, Underground Cable and Submarine Cable                | 70    |
| Streetlamps   | 71    |
| Rate Schedule Information                                     | 79    |
| Signature Page  | 81    |

| FOR GAS PLANTS ONLY:                  | Page  | Page                                |
|---------------------------------------|-------|-------------------------------------|
| Utility Plant - Gas                   | 19-20 | Gas Generating Plant                |
| Gas Operating Revenues                | 43    | Boilers                             |
| Sales of Gas to Ultimate Customers    | 44    | Scrubbers, Condensers & Exhausters  |
| Gas Operation & Maintenance Expenses  | 45-47 | Purifiers                           |
| Purchased Gas                         | 48    | Holders                             |
| Sales for Resale                      | 48    | Transmission and Distribution Mains |
| Sales of Residuals                    | 48    | Gas Distribution Services, House    |
| Record of Sendout for the Year in MCF | 72-73 | Governors and Meters                |

PAGES INTENTIONALLY OMITTED : 9, 13, 23 TO 36, 80

**GENERAL INFORMATION****Page 3**

- |     |  |                                      |
|-----|--|--------------------------------------|
| 1.  | Name of town (or city) making report.  | Boylston                             |
| 2.  | If the town (or city) has acquired a plant,<br>Kind of plant, whether gas or electric.<br>Owner from whom purchased, if so acquired.<br>Date of votes to acquire a plant in accordance with the provisions of<br>chapter 164 of the General Laws.<br>Record of votes: First vote: Yes, 119; No, 3    Second vote: Yes, 146; No, 5<br>Date when town (or city) began to sell gas and electricity, | Electric<br><br><br><br><br><br>1912 |
| 3.  | Name and address of manager of municipal lighting:   |                                      |
|     | Mark Barakian                      45 Prescott Street                      West Boylston, MA 01583   |                                      |
| 4.  | Name and address of mayor or selectmen:  |                                      |
|     | James Underwood                      10 Birchwood Dr.                      Boylston, MA 01505  |                                      |
|     | Michael May                      603 Cross St.                      Boylston, MA 01505   |                                      |
|     | James Wood                      470 Main Street                      Boylston, MA 01505  |                                      |
| 5.  | Name and address of town (or city) treasurer:  |                                      |
|     | Cheri Cox                      19 E. Temple St.                      Boylston, MA 01505  |                                      |
| 6.  | Name and address of town (or city) clerk:  |                                      |
|     | Sandy Bourassa                      182 Main Street                      Boylston, MA 01505  |                                      |
| 7.  | Names and addresses of members of municipal light board:   |                                      |
|     | Stephen Mero                      5 Underwood Ave.                      Boylston, MA 01505   |                                      |
|     | John McQuade                      5 Brookside Drive                      Boylston, MA 01505  |                                      |
|     | Eric Johnson                      22C Main Street                      Boylston, MA 01505  |                                      |
| 8.  | Total valuation of estates in town (or city) according to last State valuation<br>(taxable)  | \$                      648,226,700  |
| 9.  | Tax rate for all purposes during the year:   | \$17.41 per \$1,000                  |
| 10. | Amount of manager's salary:  | \$101,026                            |
| 11. | Amount of manager's bond:  | \$10,000                             |
| 12. | Amount of salary paid to members of municipal light board (each):  | \$800                                |

FURNISH SCHEDULE OF ESTIMATES REQUIRED BY GENERAL LAWS, CHAPTER 164, SECTION 57 FOR GAS AND ELECTRIC LIGHT PLANTS FOR THE FISCAL YEAR, ENDING DECEMBER 31, NEXT.

|   |              | Amount    |
|---|--------------|-----------|
| <b>INCOME FROM PRIVATE CONSUMERS:</b>                   |              |           |
| 1 From sales of gas                                     |              |           |
| 2 From sales of electricity                             |              | 3,700,000 |
| 3   | <b>TOTAL</b> | 3,700,000 |
| 4   |              |           |
| 5 <b>EXPENSES</b>                                       |              |           |
| 6 For operation, maintenance and repairs                |              | 3,500,000 |
| 7 For interest on bonds, notes or scrip                 |              |           |
| 8 For depreciation fund ( 3 % 5,851,392 as per page 8b) |              | 175,542   |
| 9 For sinking fund requirements                         |              |           |
| 10 For note payments                                    |              |           |
| 11 For bond payments                                    |              |           |
| 12 For loss in preceding year                           |              |           |
| 13  | <b>TOTAL</b> | 3,675,542 |
| 14  |              |           |
| 15 <b>COST:</b>   |              |           |
| 16 Of gas to be used for municipal buildings            |              |           |
| 17 Of gas to be used for street lights                  |              |           |
| 18 Of electricity to be used for municipal buildings    |              | 318,500   |
| 19 Of electricity to be used for street lights          |              | 14,607    |
| 20 Total of above items to be included in the tax levy  |              | 333,107   |
| 21  |              |           |
| 22 New construction to be included in the tax levy      |              |           |
| 23 Total amounts to be included in the tax levy         |              | 333,107   |

## CUSTOMERS

| Names of cities or towns in which the plant supplies GAS, with the number of customers' meters in each. |                                      | Names of cities or towns in which the plant supplies ELECTRICITY, with the number of customers' meters in each. |                                      |
|---|--------------------------------------|---|--------------------------------------|
| City or Town  | Number of Customers' Meters, Dec. 31 | City or Town  | Number of Customers' Meters, Dec. 31 |
|   | NONE                                 | Boylston  | 2,176                                |
| <b>TOTAL</b>  | 0                                    | <b>TOTAL</b>  | 2,176                                |

**APPROPRIATIONS SINCE BEGINNING OF YEAR**

(Include also all items charge direct to tax levy, even where no appropriation is made or required.)

**FOR CONSTRUCTION OR PURCHASE OF PLANT**

\*At meeting , to be paid from \*\*

\*At meeting , to be paid from \*\*

TOTAL 0**FOR THE ESTIMATED COST OF THE GAS OR ELECTRICITY****TO BE USED BY THE CITY OR TOWN FOR:**

1. Street lights 14,607

2. Municipal buildings 318,500

3.

TOTAL 333,107

\* Date of meeting and whether regular or special

\*\* Here insert bonds, notes or tax levy

**CHANGES IN THE PROPERTY**

- Describe briefly all the important physical changes in the property during the last fiscal period including additions, alterations or improvements to the works or physical property retired.

**In electric property:**

NONE

**In gas property:**

Not applicable

| Bonds<br>(Issued on Account of Gas or Electric Lighting.) |               |                             |                    |              |             |              |                                   |
|---|---------------|-----------------------------|--------------------|--------------|-------------|--------------|-----------------------------------|
| When Authorized*  | Date of Issue | Amount of Original Issue ** | Period of Payments |              | Interest    |              | Amount Outstanding at End of Year |
|   |               |                             | Amounts            | When Payable | Rate        | When Payable |                                   |
| 5/7/2012  | 3/21/2013     | 1,800,000                   | 120,000            | 15-Mar       | 2.1 to 2.5% | 3/15 & 9/15  | 1,560,000                         |
|   | TOTAL         | 1,800,000                   |                    |              |             | TOTAL        | 1,560,000                         |

The bonds and notes outstanding at end of year should agree with the Balance Sheet.  
 When bond and notes are repaid report the first three columns only  
 \* Date of meeting and whether regular or special  
 \*\* List original issues of bonds and notes including those that have been repaid

## Town Notes

(Issued on Account of Gas or Electric Lighting.)

| Town Notes                                       |                   |                                |                    |              |          |              |                                      |
|--|-------------------|--------------------------------|--------------------|--------------|----------|--------------|--------------------------------------|
| (Issued on Account of Gas or Electric Lighting.) |                   |                                |                    |              |          |              |                                      |
| When Authorized*                                 | Date of Issue     | Amount of<br>Original Issue ** | Period of Payments |              | Interest |              | Amount Outstanding<br>at End of Year |
|  |                   |                                | Amounts            | When Payable | Rate     | When Payable |                                      |
| June 12, 1912                                    | September 3, 1912 | 8,000                          |                    |              |          |              |                                      |
| March 3, 1913                                    | March 29, 1913    | 1,800                          |                    |              |          |              |                                      |
| March 5, 1917                                    | March 10, 1917    | 3,000                          |                    |              |          |              |                                      |
| March 3, 1918                                    | December 6, 1918  | 800                            |                    |              |          |              |                                      |
| June 25, 1951                                    | July 2, 1951      | 10,000                         |                    |              |          |              |                                      |
| June 1, 1970                                     | December 28, 1970 | 22,000                         |                    |              |          |              |                                      |
| June 1, 1970                                     | December 28, 1970 | 3,000                          |                    |              |          |              |                                      |
| March 12, 1973                                   | May 15, 1973      | 150,000                        |                    |              |          |              |                                      |
| May 8, 1990                                      | July 14, 1990     | 100,000                        |                    |              |          |              |                                      |
| TOTAL  |                   | 298,600                        |                    |              |          | TOTAL        | NONE                                 |

The bonds and notes outstanding at end of year should agree with the Balance Sheet.

When bond and notes are repaid report the first three columns only

\* Date of meeting and whether regular or special

\*\* List original issues of bonds and notes including those that have been repaid



| <div> <div> 1. Report below the cost of utility plant in service according to prescribed accounts<br/> 2. Do not include as adjustments, corrections of additions and retirements for the current or the </div> <div> <b>TOTAL COST OF PLANT - ELECTRIC</b><br/> preceding year. Such items should be included in column (c) or (d) as appropriate.<br/> 3 . Credit adjustments of plant accounts should be enclosed in parentheses to indicate the negative </div> <div> effect of such amounts.<br/> 4. Reclassifications or transfers within utility plant accounts should be shown in column (f). </div> </div> |  |                               |               |                 |                 |               |                         |
|---|--|-------------------------------|---------------|-----------------|-----------------|---------------|-------------------------|
| Line No.  | Account (a)                              | Balance Beginning of Year (b) | Additions (c) | Retirements (d) | Adjustments (e) | Transfers (f) | Balance End of Year (g) |
| 1   | 1. INTANGIBLE PLANT                      |                               |               |                 |                 |               |                         |
| 2   |  |                               |               |                 |                 |               |                         |
| 3   |  |                               |               |                 |                 |               |                         |
| 4   |  | 0                             | 0             | 0               | 0               | 0             | 0                       |
| 5   | 2. PRODUCTION PLANT                      |                               |               |                 |                 |               |                         |
| 6   | A. Steam Production                      |                               |               |                 |                 |               |                         |
| 7   | 310 Land and Land Rights                 |                               |               |                 |                 |               |                         |
| 8   | 311 Structures and Improvements          |                               |               |                 |                 |               |                         |
| 9   | 312 Boiler Plant Equipment               |                               |               |                 |                 |               |                         |
| 10  | 313 Engines and Engine Driven Generators |                               |               |                 |                 |               |                         |
| 11  | 314 Turbogenerator Units                 |                               |               |                 |                 |               |                         |
| 12  | 315 Accessory Electric Equipment         |                               |               |                 |                 |               |                         |
| 13  | 316 Miscellaneous Power Plant Equipment  |                               |               |                 |                 |               |                         |
| 15  | Total Steam Production Plant             | 0                             | 0             | 0               | 0               | 0             | 0                       |
| 16  | B. Nuclear Production Plant              |                               |               |                 |                 |               |                         |
| 17  | 320 Land and Land Rights                 |                               |               |                 |                 |               |                         |
| 18  | 321 Structures and Improvements          |                               |               |                 |                 |               |                         |
| 19  | 322 Reactor Plant Equipment              |                               |               |                 |                 |               |                         |
| 20  | 323 Turbogenerator Units                 |                               |               |                 |                 |               |                         |
| 21  | 324 Accessory Electric Equipment         |                               |               |                 |                 |               |                         |
| 22  | 325 Miscellaneous Power Plant Equipment  |                               |               |                 |                 |               |                         |
|   | Total Nuclear Production Plant           | 0                             | 0             | 0               | 0               | 0             | 0                       |

## TOTAL COST OF PLANT - ELECTRIC (Continued)

| Line No. | Account (a)                                 | Balance Beginning of Year (b) | Additions (c) | Retirements (d) | Adjustments (e) | Transfers (f) | Balance End of Year (g) |
|----------|---|-------------------------------|---------------|-----------------|-----------------|---------------|-------------------------|
| 1        | C. Hydraulic Production Plant               |                               |               |                 |                 |               |                         |
| 2        | 330 Land and Land Rights                    |                               |               |                 |                 |               |                         |
| 3        | 331 Structures and Improvements             |                               |               |                 |                 |               |                         |
| 4        | 332 Reservoirs, Dams and Waterways          |                               |               |                 |                 |               |                         |
| 5        | 333 Water Wheels, Turbines and Generators   |                               |               |                 |                 |               |                         |
| 6        | 334 Accessory Electric Equipment            |                               |               |                 |                 |               |                         |
| 7        | 335 Miscellaneous Power Plant Equipment     |                               |               |                 |                 |               |                         |
| 8        | 336 Roads, Railroads and Bridges            |                               |               |                 |                 |               |                         |
| 9        | Total Hydraulic Production Plant            | 0                             | 0             | 0               | 0               | 0             | 0                       |
| 10       | D. Other Production Plant                   |                               |               |                 |                 |               | 0                       |
| 11       | 340 Land and Land Rights                    |                               |               |                 |                 |               |                         |
| 12       | 341 Structures and Improvements             |                               |               |                 |                 |               |                         |
| 13       | 342 Fuel Holders, Producers and Accessories |                               |               |                 |                 |               |                         |
| 14       | 343 Prime Movers                            |                               |               |                 |                 |               |                         |
| 15       | 344 Generators                              |                               |               |                 |                 |               |                         |
| 16       | 345 Accessory Electric Equipment            |                               |               |                 |                 |               |                         |
| 17       | 346 Miscellaneous Power Plant Equipment     |                               |               |                 |                 |               |                         |
| 18       | Total Other Production Plant                | 0                             | 0             | 0               | 0               | 0             | 0                       |
| 19       | Total Production Plant                      | 0                             | 0             | 0               | 0               | 0             | 0                       |
| 20       | 3. Transmission Plant                       |                               |               |                 |                 |               |                         |
| 21       | 350 Land and Land Rights                    |                               |               |                 |                 |               |                         |
| 22       | 351 Clearing Land and Rights of Way         |                               |               |                 |                 |               |                         |
| 23       | 352 Structures and Improvements             |                               |               |                 |                 |               |                         |
| 24       | 353 Station Equipment                       |                               |               |                 |                 |               |                         |
| 25       | 354 Towers and Fixtures                     |                               |               |                 |                 |               |                         |
| 26       | 355 Poles and Fixtures                      |                               |               |                 |                 |               |                         |
| 27       | 356 Overhead Conductors and Devices         |                               |               |                 |                 |               |                         |
| 28       | 357 Underground Conduit                     |                               |               |                 |                 |               |                         |
| 29       | 358 Underground Conductors and Devices      |                               |               |                 |                 |               |                         |
| 30       | 359 Roads and Trails                        |                               |               |                 |                 |               |                         |
| 31       | Total Transmission Plant                    | 0                             | 0             | 0               | 0               | 0             | 0                       |

| TOTAL COST OF PLANT (Concluded)  |  |                               |               |                 |                 |               |                         |
|--|--|-------------------------------|---------------|-----------------|-----------------|---------------|-------------------------|
| Line No.   | Account (a)  | Balance Beginning of Year (b) | Additions (c) | Retirements (d) | Adjustments (e) | Transfers (f) | Balance End of Year (g) |
| 1  | 4. DISTRIBUTION PLANT                              |                               |               |                 |                 |               |                         |
| 2  | 360 Land and Land Rights                           | 7,517                         |               |                 |                 |               | 7,517                   |
| 3  | 361 Structures and Improvements                    | 28,318                        |               |                 |                 |               | 28,318                  |
| 4  | 362 Station Equipment                              | 2,470,258                     |               |                 |                 |               | 2,470,258               |
| 5  | 363 Storage Battery Equipment                      | 0                             |               |                 |                 |               | 0                       |
| 6  | 364 Poles Towers and Fixtures                      | 375,359                       | 14,053        | (4,579)         |                 |               | 384,833                 |
| 7  | 365 Overhead Conductors and Devices                | 759,465                       | 10,879        |                 |                 |               | 770,344                 |
| 8  | 366 Underground Conduit                            | 0                             |               |                 |                 |               | 0                       |
| 9  | 367 Underground Conductors and Devices             | 313,055                       | 63,444        |                 |                 |               | 376,499                 |
| 10   | 368 Line Transformers                              | 382,126                       | 11,652        |                 |                 |               | 393,778                 |
| 11   | 369 Services                                       | 0                             |               |                 |                 |               | 0                       |
| 12   | 370 Meters   | 186,986                       |               |                 |                 |               | 186,986                 |
| 13   | 371 Installations on Customer's Premises           | 20,240                        |               |                 |                 |               | 20,240                  |
| 14   | 372 Leased Prop on Customer's Premises             | 125,173                       |               |                 |                 |               | 125,173                 |
| 15   | 373 Streetlight and Signal Systems                 | 41,847                        |               |                 |                 |               | 41,847                  |
| 16   | Total Distribution Plant                           | 4,710,344                     | 100,028       | (4,579)         | 0               | 0             | 4,805,793               |
| 17   | 5. GENERAL PLANT                                   |                               |               |                 |                 |               |                         |
| 18   | 389 Land and Land Rights                           | 0                             |               |                 |                 |               | 0                       |
| 19   | 390 Structures and Improvements                    | 178,442                       |               |                 |                 |               | 178,442                 |
| 20   | 391 Office Furniture and Equipment                 | 116,032                       |               |                 |                 |               | 116,032                 |
| 21   | 392 Transportation Equipment                       | 641,696                       |               |                 |                 |               | 641,696                 |
| 22   | 393 Stores Equipment                               | 0                             |               |                 |                 |               | 0                       |
| 23   | 394 Tools, Shop and Garage Equipment               | 0                             |               |                 |                 |               | 0                       |
| 24   | 395 Laboratory Equipment                           | 6,586                         |               |                 |                 |               | 6,586                   |
| 25   | 396 Power Operated Equipment                       | 0                             |               |                 |                 |               | 0                       |
| 26   | 397 Communication Equipment                        | 4,540                         |               |                 |                 |               | 4,540                   |
| 27   | 398 Miscellaneous Equipment                        | 105,820                       |               |                 |                 |               | 105,820                 |
| 28   | 399 Other Tangible Property                        | 0                             |               |                 |                 |               | 0                       |
| 29   | Total General Plant                                | 1,053,116                     | 0             | 0               | 0               | 0             | 1,053,116               |
| 30   | Total Electric Plant in Service                    | 5,763,460                     | 100,028       | (4,579)         | 0               | 0             | 5,858,909               |
| 31   | Total Cost of Electric Plant.....                  |                               |               |                 |                 |               | 5,858,909               |
| 33   | Less Cost of Land, Land Rights, Rights of Way..... |                               |               |                 |                 |               | 7,517                   |
| 34   | Total Cost upon which Depreciation is based .....  |                               |               |                 |                 |               | 5,851,392               |
| The above figures should show the original cost of the existing property. In case any part of the property is sold or retired, the cost of such property should be deducted from the cost of the plant. The net cost of the property, less the land value, should be taken as a basis for figuring depreciation. |  |                               |               |                 |                 |               |                         |

PAGE 9 IS A BLANK PAGE

| <b>COMPARATIVE BALANCE SHEET   Assets and Other Debits</b> |     |                                   |  |                                  |                                     |
|--|-----|-----------------------------------|--|----------------------------------|-------------------------------------|
| Line No.   |     | Title of Account<br>(a)           | Balance<br>Beginning<br>of Year<br>(b) | Balance<br>End<br>of Year<br>(c) | Increase<br>or<br>(Decrease)<br>(d) |
| 1  |     | <b>UTILITY PLANT</b>              |  |                                  |                                     |
| 2  | 101 | Utility Plant - Electric (P. 17)  | 2,974,801                              | 2,902,150                        | (72,651)                            |
| 3  | 101 | Utility Plant - Gas (P. 20)       |  |                                  |                                     |
| 4  |     |                                   |  |                                  |                                     |
| 5  |     | Total Utility Plant               | 2,974,801                              | 2,902,150                        | (72,651)                            |
| 6  |     |                                   |  |                                  |                                     |
| 7  |     |                                   |  |                                  |                                     |
| 8  |     |                                   |  |                                  |                                     |
| 9  |     |                                   |  |                                  |                                     |
| 10   |     |                                   |  |                                  |                                     |
| 11   |     | <b>FUND ACCOUNTS</b>              |  |                                  |                                     |
| 12   | 125 | Sinking Funds                     |  |                                  |                                     |
| 13   | 126 | Depreciation Fund (P. 14)         | 417,545                                | 425,633                          | 8,088                               |
| 14   | 128 | Other Special Funds               | 1,876,522                              | 1,887,728                        | 11,206                              |
| 15   |     | Total Funds                       | 2,294,067                              | 2,313,361                        | 19,294                              |
| 16   |     | <b>CURRENT AND ACCRUED ASSETS</b> |  |                                  |                                     |
| 17   | 131 | Cash (P. 14)                      | 761,585                                | 570,460                          | (191,125)                           |
| 18   | 132 | Special Deposits                  | 59,570                                 | 59,220                           | (350)                               |
| 19   | 135 | Working Funds                     | 1,000                                  | 1,000                            | 0                                   |
| 20   | 141 | Notes Receivable                  |  |                                  |                                     |
| 21   | 142 | Customer Accounts Receivable      | 398,788                                | 306,594                          | (92,194)                            |
| 22   | 143 | Other Accounts Receivable         | 110,648                                | 142,612                          | 31,964                              |
| 23   | 146 | Receivables from Municipality     | 30,439                                 | 23,525                           | (6,914)                             |
| 24   | 151 | Materials and Supplies (P. 14)    | 115,294                                | 106,286                          | (9,008)                             |
| 25   |     |                                   |  |                                  |                                     |
| 26   | 165 | Prepayments                       | 39,225                                 | 68,851                           | 29,626                              |
| 27   | 174 | Miscellaneous Current Assets      | 1,103                                  | 1,103                            | 0                                   |
| 28   |     | Total Current and Accrued Assets  | 1,517,652                              | 1,279,651                        | (238,001)                           |
| 29   |     | <b>DEFERRED DEBITS</b>            |  |                                  |                                     |
| 30   | 181 | Unamortized Debt Discount         |  |                                  |                                     |
| 31   | 182 | Extraordinary Property Losses     |  |                                  |                                     |
| 32   | 185 | Other Deferred Debits             | 62,656                                 | 65,274                           | 2,618                               |
| 33   |     | Total Deferred Debits             | 62,656                                 | 65,274                           | 2,618                               |
| 34   |     |                                   |  |                                  |                                     |
| 35   |     | Total Assets and Other Debits     | 6,849,176                              | 6,560,436                        | (288,740)                           |

| <b>COMPARATIVE BALANCE SHEET Liabilities and Other Credits</b> |     |   |  |                                  |                                     |
|--|-----|---|--|----------------------------------|-------------------------------------|
| Line No.   |     | Title of Account<br>(a)                       | Balance<br>Beginning<br>of Year<br>(b) | Balance<br>End<br>of Year<br>(c) | Increase<br>or<br>(Decrease)<br>(d) |
| 1  |     | <b>APPROPRIATIONS</b>                         |  |                                  |                                     |
| 2  | 201 | Appropriations for Construction               | 45,000                                 | 45,000                           | 0                                   |
| 3  |     | <b>SURPLUS</b>                                |  |                                  |                                     |
| 4  | 205 | Sinking Fund Reserves                         |  |                                  |                                     |
| 5  | 206 | Loans Repayment                               | 298,600                                | 298,600                          | 0                                   |
| 6  | 207 | Appropriations for Construction Repayments    |  |                                  |                                     |
| 7  | 208 | Unappropriated Earned Surplus (P. 12)         | 1,603,150                              | 1,454,455                        | (148,695)                           |
| 8  |     | Total Surplus                                 | 1,901,750                              | 1,753,055                        | (148,695)                           |
| 9  |     | <b>LONG TERM DEBT</b>                         |  |                                  |                                     |
| 10   | 221 | Bonds (P. 6)                                  | 1,680,000                              | 1,560,000                        | (120,000)                           |
| 11   | 231 | Notes Payable (P. 7)                          |  |                                  |                                     |
| 12   |     | Total Bonds and Notes                         | 1,680,000                              | 1,560,000                        | (120,000)                           |
| 13   |     | <b>CURRENT AND ACCRUED LIABILITIES</b>        |  |                                  |                                     |
| 14   | 232 | Accounts Payable                              | 396,829                                | 369,580                          | (27,249)                            |
| 15   | 234 | Payables to Municipality                      |  |                                  |                                     |
| 16   | 235 | Customers' Deposits                           | 59,570                                 | 59,220                           | (350)                               |
| 17   | 236 | Taxes Accrued                                 | 0                                      | 0                                | 0                                   |
| 18   | 237 | Interest Accrued                              | 11,427                                 | 10,679                           | (748)                               |
| 19   | 242 | Miscellaneous Current and Accrued Liabilities | 179,962                                | 136,783                          | (43,179)                            |
| 20   |     | Total Current and Accrued Liabilities         | 647,788                                | 576,262                          | (71,526)                            |
| 21   |     | <b>DEFERRED CREDITS</b>                       |  |                                  |                                     |
| 22   | 251 | Unamortized Premium on Debt                   | 35,376                                 | 32,700                           |                                     |
| 23   | 252 | Customer Advances for Construction            |  |                                  |                                     |
| 24   | 253 | Other Deferred Credits                        | 133,403                                | 63,128                           | (70,275)                            |
| 25   |     | Total Deferred Credits                        | 168,779                                | 95,828                           | (72,951)                            |
| 26   |     | <b>RESERVES</b>                               |  |                                  |                                     |
| 27   | 260 | Reserves for Uncollectible Accounts           | 15,000                                 | 15,000                           | 0                                   |
| 28   | 261 | Property Insurance Reserve                    |  |                                  |                                     |
| 29   | 262 | Injuries and Damages Reserves                 |  |                                  |                                     |
| 30   | 263 | Pensions and Benefits Reserves                | 1,068,042                              | 1,106,944                        | 38,902                              |
| 31   | 265 | Miscellaneous Operating Reserves              | 1,322,817                              | 1,334,024                        | 11,207                              |
| 32   |     | Total Reserves                                | 2,405,859                              | 2,455,968                        | 50,109                              |
| 33   |     | <b>CONTRIBUTIONS IN AID OF CONSTRUCTION</b>   |  |                                  |                                     |
| 34   | 271 | Contributions in Aid of Construction          | 0                                      | 74,323                           | 74,323                              |
| 35   |     | Total Liabilities and Other Credits           | 6,849,176                              | 6,560,436                        | (288,740)                           |

State below if any earning of the municipal lighting plant have been used for any purpose other than discharging indebtedness of the plant, the purpose for which used, and the amount thereof.

| <b>STATEMENT OF INCOME FOR THE YEAR</b> |   |                  |  |
|---|---|------------------|--|
| Line No.                                | Account (a)   | Current Year (b) | Increase or (Decrease) from Preceding Year (c) |
| 1                                       | <b>OPERATING INCOME</b>   |                  |  |
| 2                                       | 400 Operating Revenues (P. 37 and 43)                             | 3,758,510        | (71,152)                                       |
| 3                                       | Operating Expenses:   |                  |  |
| 4                                       | 401 Operation Expense (p. 42 and 47)                              | 3,663,162        | (129,631)                                      |
| 5                                       | 402 Maintenance Expense   | 178,721          | (36,028)                                       |
| 6                                       | 403 Depreciation Expense  | 172,680          | 90   |
| 7                                       | 407 Amortization of Property Losses                               |                  | 0  |
| 8                                       |   |                  |  |
| 9                                       | 408 Taxes (P. 49)   |                  | 0  |
| 10                                      | Total Operating Expenses  | 4,014,563        | (165,569)                                      |
| 11                                      | Operating Income  | (256,053)        | 94,417   |
| 12                                      | 414 Other Utility Operating Income (P. 50)                        | 0                | 0  |
| 13                                      |   |                  |  |
| 14                                      | Total Operating Income  | (256,053)        | 94,417   |
| 15                                      | <b>OTHER INCOME</b>   |                  |  |
| 16                                      | 415 Income from Merchandising, Jobbing, and Contract Work (P. 51) | 116,471          | (3,294)  |
| 17                                      | 419 Interest Income   | 19,861           | (890)  |
| 18                                      | 421 Miscellaneous Nonoperating Income (P. 21)                     | 20,468           | 106  |
| 19                                      | Total Other Income  | 156,800          | (4,078)  |
| 20                                      | Total Income  | (99,253)         | 90,339   |
| 21                                      | <b>MISCELLANEOUS INCOME DEDUCTIONS</b>                            |                  |  |
| 22                                      | 425 Miscellaneous Amortization                                    | 0                | 0  |
| 23                                      | 426 Other Income Deductions                                       | 502              | (467)  |
| 24                                      | Total Income Deductions   | 502              | (467)  |
| 25                                      | Income Before Interest Charges                                    | (99,755)         | 90,806   |
| 26                                      | <b>INTEREST CHARGES</b>   |                  |  |
| 27                                      | 427 Interest on Bonds and Notes                                   | 36,781           | (2,658)  |
| 28                                      | 428 Amortization of Debt Discount and Expense                     |                  | 0  |
| 29                                      | 429 Amortization of Premium on Debt - Credit                      | (2,841)          | 1,024  |
| 30                                      | 431 Other Interest Expense  |                  | 0  |
| 31                                      | 432 Interest: Charged to Construction - Credit                    |                  | 0  |
| 32                                      | Total Interest Charges  | 33,940           | (1,634)  |
| 33                                      | <b>NET INCOME</b>   | (133,695)        | 92,440   |
| <b>EARNED SURPLUS</b>                   |   |                  |  |
| Line No.                                | Account (a)   | Debits (b)       | Credits (c)                                    |
| 34                                      | 208 Unappropriated Earned Surplus (at beginning of period)        |                  | 1,603,150                                      |
| 35                                      |   |                  |  |
| 36                                      |   |                  |  |
| 37                                      | 433 Balance Transferred from Income                               |                  | (133,695)                                      |
| 38                                      | 434 Miscellaneous Credits to Surplus (P. 21)                      |                  | 0  |
| 39                                      | 435 Miscellaneous Debits to Surplus (P. 21)                       | 15,000           |  |
| 40                                      | 436 Appropriations of Surplus (P. 21)                             | 0                |  |
| 41                                      | 437 Surplus Applied to Depreciation                               |                  |  |
| 42                                      | 208 Unappropriated Earned Surplus (at end of period)              | 1,454,455        |  |
| 43                                      |   |                  |  |
| 44                                      | <b>TOTALS</b>   | 1,469,455        | 1,469,455                                      |

| CASH BALANCES AT END OF YEAR                   |  |                    |         |
|--|--|--------------------|---------|
| Line No.                                       | Items (a)  | Amount (b)         |         |
| 1  | Operation Fund   | 570,460            |         |
| 2  |  |                    |         |
| 3  |  |                    |         |
| 4  |  |                    |         |
| 5  |  |                    |         |
| 6  |  |                    |         |
| 7  |  |                    |         |
| 8  |  |                    |         |
| 9  |  |                    |         |
| 10   |  |                    |         |
| 11   |  |                    |         |
| 12   |  | TOTAL              | 570,460 |
| MATERIALS AND SUPPLIES (Accounts 151-159, 163) |  |                    |         |
| Summary per Balance Sheet                      |  |                    |         |
| Line No.                                       | Account (a)  | Amount End of Year |         |
|  |  | Electric (b)       | Gas (c) |
| 13   | Fuel (Account 151 ) (See Schedule, Page 25)                          | 106,286            |         |
| 14   | Fuel Stock Expenses (Account 152)                                    |                    |         |
| 15   | Residuals (Account 153)  |                    |         |
| 16   | Plant Materials and Operating Supplies (Account 154 (151))           |                    |         |
| 17   | Merchandise (Account 155)  |                    |         |
| 18   | Other Materials and Supplies (Account 156)                           |                    |         |
| 19   | Nuclear Fuel Assemblies and Components - In Reactor (Account 157)    |                    |         |
| 20   | Nuclear Fuel Assemblies and Components - Stock Account (Account 158) |                    |         |
| 21   | Nuclear Byproduct Materials (Account 159)                            |                    |         |
| 22   | Stores Expense (Account 163)   |                    |         |
| 23   | Total Per Balance Sheet  | 106,286            | 0       |
| DEPRECIATION FUND ACCOUNT (Account 126)        |  |                    |         |
| Line No.                                       | (a)  | Amount (b)         |         |
| 24   | DEBITS   |                    |         |
| 25   | Balance of account at beginning of year                              | 417,545            |         |
| 26   | Income during year from balance on deposit (interest)                | 3,691              |         |
| 27   | Amount transferred from income (depreciation)                        | 172,680            |         |
| 28   | Income during prior year from balance on deposit (interest)          |                    |         |
| 29   | Unrealized Gains   | 2,637              |         |
| 30   | Realized Gains   | 1,934              |         |
| 31   |  |                    |         |
| 32   |  | TOTAL              | 598,487 |
| 33   | CREDITS  |                    |         |
| 34   | Amount expended for construction purposes (Sec. 57,C.164 of G.L.)    | 172,352            |         |
| 35   | Amounts expended for renewals  |                    |         |
| 36   | Power Contract Settlement  |                    |         |
| 37   | Investment Fees  | 502                |         |
| 38   | Realized Losses  |                    |         |
| 39   | Balance on hand at end of year                                       | 425,633            |         |
| 40   |  | TOTAL              | 598,487 |



| UTILITY PLANT - ELECTRIC  |  |  |               |  |                   |                           |                         |
|---|--|--|---------------|--|-------------------|---------------------------|-------------------------|
| 1. Report below the cost of utility plant in service according to prescribed accounts             |  | preceding year. Such items should be included in column (c).                                       |               | effect of such amounts.  |                   |                           |                         |
| 2. Do not include as adjustments, corrections of additions and retirements for the current or the |  | 3. Credit adjustments of plant accounts should be enclosed in parentheses to indicate the negative |               | 4. Reclassifications or transfers within utility plant accounts should be shown in column (f). |                   |                           |                         |
| Line No.  | Account (a)                              | Balance Beginning of Year (b)  | Additions (c) | Depreciation (d)   | Other Credits (e) | Adjustments Transfers (f) | Balance End of Year (g) |
| 1   | 1. INTANGIBLE PLANT                      |  |               |  |                   |                           |                         |
| 2   |  |  |               |  |                   |                           |                         |
| 3   |  |  |               |  |                   |                           |                         |
| 4   |  | 0  | 0             | 0  | 0                 | 0                         | 0                       |
| 5   | 2. PRODUCTION PLANT                      |  |               |  |                   |                           |                         |
| 6   | A. Steam Production                      |  |               |  |                   |                           |                         |
| 7   | 310 Land and Land Rights                 |  |               |  |                   |                           |                         |
| 8   | 311 Structures and Improvements          |  |               |  |                   |                           |                         |
| 9   | 312 Boiler Plant Equipment               |  |               |  |                   |                           |                         |
| 10  | 313 Engines and Engine Driven Generators |  |               |  |                   |                           |                         |
| 11  | 314 Turbogenerator Units                 |  |               |  |                   |                           |                         |
| 12  | 315 Accessory Electric Equipment         |  |               |  |                   |                           |                         |
| 13  | 316 Miscellaneous Power Plant Equipment  |  |               |  |                   |                           |                         |
| 15  | Total Steam Production Plant             | 0  | 0             | 0  | 0                 | 0                         | 0                       |
| 16  | B. Nuclear Production Plant              |  |               |  |                   |                           |                         |
| 17  | 320 Land and Land Rights                 |  |               |  |                   |                           |                         |
| 18  | 321 Structures and Improvements          |  |               |  |                   |                           |                         |
| 19  | 322 Reactor Plant Equipment              |  |               |  |                   |                           |                         |
| 20  | 323 Turbogenerator Units                 |  |               |  |                   |                           |                         |
| 21  | 324 Accessory Electric Equipment         |  |               |  |                   |                           |                         |
| 22  | 325 Miscellaneous Power Plant Equipment  |  |               |  |                   |                           |                         |
| 23  | Total Nuclear Production Plant           | 0  | 0             | 0  | 0                 | 0                         | 0                       |
|   |  |  |               |  |                   |                           |                         |

| UTILITY PLANT - ELECTRIC (Continued) |   |                               |               |                  |                   |                           |                         |
|--------------------------------------|---|-------------------------------|---------------|------------------|-------------------|---------------------------|-------------------------|
| Line No.                             | Account (a)                                 | Balance Beginning of Year (b) | Additions (c) | Depreciation (d) | Other Credits (e) | Adjustments Transfers (f) | Balance End of Year (g) |
| 1                                    | C. Hydraulic Production Plant               |                               |               |                  |                   |                           |                         |
| 2                                    | 330 Land and Land Rights                    |                               |               |                  |                   |                           |                         |
| 3                                    | 331 Structures and Improvements             |                               |               |                  |                   |                           |                         |
| 4                                    | 332 Reservoirs, Dams and Waterways          |                               |               |                  |                   |                           |                         |
| 5                                    | 333 Water Wheels, Turbines and Generators   |                               |               |                  |                   |                           |                         |
| 6                                    | 334 Accessory Electric Equipment            |                               |               |                  |                   |                           |                         |
| 7                                    | 335 Miscellaneous Power Plant Equipment     |                               |               |                  |                   |                           |                         |
| 8                                    | 336 Roads, Railroads and Bridges            |                               |               |                  |                   |                           |                         |
| 9                                    | Total Hydraulic Production Plant            | 0                             | 0             | 0                | 0                 | 0                         | 0                       |
| 10                                   | D. Other Production Plant                   |                               |               |                  |                   |                           |                         |
| 11                                   | 340 Land and Land Rights                    |                               |               |                  |                   |                           |                         |
| 12                                   | 341 Structures and Improvements             |                               |               |                  |                   |                           |                         |
| 13                                   | 342 Fuel Holders, Producers and Accessories |                               |               |                  |                   |                           |                         |
| 14                                   | 343 Prime Movers                            |                               |               |                  |                   |                           |                         |
| 15                                   | 344 Generators                              |                               |               |                  |                   |                           |                         |
| 16                                   | 345 Accessory Electric Equipment            |                               |               |                  |                   |                           |                         |
| 17                                   | 346 Miscellaneous Power Plant Equipment     |                               |               |                  |                   |                           |                         |
| 18                                   | Total Other Production Plant                | 0                             | 0             | 0                | 0                 | 0                         | 0                       |
| 19                                   | Total Production Plant                      | 0                             | 0             | 0                | 0                 | 0                         | 0                       |
| 20                                   | 3. Transmission Plant                       |                               |               |                  |                   |                           |                         |
| 21                                   | 350 Land and Land Rights                    |                               |               |                  |                   |                           |                         |
| 22                                   | 351 Clearing Land and Rights of Way         |                               |               |                  |                   |                           |                         |
| 23                                   | 352 Structures and Improvements             |                               |               |                  |                   |                           |                         |
| 24                                   | 353 Station Equipment                       |                               |               |                  |                   |                           |                         |
| 25                                   | 354 Towers and Fixtures                     |                               |               |                  |                   |                           |                         |
| 26                                   | 355 Poles and Fixtures                      |                               |               |                  |                   |                           |                         |
| 27                                   | 356 Overhead Conductors and Devices         |                               |               |                  |                   |                           |                         |
| 28                                   | 357 Underground Conduit                     |                               |               |                  |                   |                           |                         |
| 29                                   | 358 Underground Conductors and Devices      |                               |               |                  |                   |                           |                         |
| 30                                   | 359 Roads and Trails                        |                               |               |                  |                   |                           |                         |
| 31                                   | Total Transmission Plant                    | 0                             | 0             | 0                | 0                 | 0                         | 0                       |

| UTILITY PLANT -- ELECTRIC (Continued) |  |                               |               |                  |                   |                           |                         |
|---------------------------------------|--|-------------------------------|---------------|------------------|-------------------|---------------------------|-------------------------|
| Line No.                              | Account (a)                              | Balance Beginning of Year (b) | Additions (c) | Depreciation (d) | Other Credits (e) | Adjustments Transfers (f) | Balance End of Year (g) |
| 1                                     | 4. DISTRIBUTION PLANT                    |                               |               |                  |                   |                           |                         |
| 2                                     | 360 Land and Land Rights                 | 7,517                         | 0             |                  |                   | 0                         | 7,517                   |
| 3                                     | 361 Structures and Improvements          | 912                           | 0             | 850              |                   | 0                         | 62                      |
| 4                                     | 362 Station Equipment                    | 2,335,381                     | 0             | 79,725           |                   | 0                         | 2,255,656               |
| 5                                     | 363 Storage Battery Equipment            | 0                             | 0             | 0                |                   | 0                         | 0                       |
| 6                                     | 364 Poles Towers and Fixtures            | 139,414                       | 14,053        | 11,261           |                   | 0                         | 142,207                 |
| 7                                     | 365 Overhead Conductors and Devices      | 50,053                        | 10,879        | 22,784           |                   | 0                         | 38,148                  |
| 8                                     | 366 Underground Conduit                  | 0                             | 0             | 0                |                   | 0                         | 0                       |
| 9                                     | 367 Underground Conductors and Devices   | 70,100                        | 63,444        | 9,392            |                   | 0                         | 124,152                 |
| 10                                    | 368 Line Transformers                    | 49,018                        | 11,652        | 11,464           |                   | 0                         | 49,206                  |
| 11                                    | 369 Services                             | 0                             | 0             | 0                |                   | 0                         | 0                       |
| 12                                    | 370 Meters                               | 34,693                        | 0             | 5,610            |                   | 0                         | 29,083                  |
| 13                                    | 371 Installations on Customer's Premises | 0                             | 0             | 0                |                   | 0                         | 0                       |
| 14                                    | 372 Leased Prop on Customer's Premises   | 0                             | 0             | 0                |                   | 0                         | 0                       |
| 15                                    | 373 Streetlight and Signal Systems       | 0                             | 0             | 0                |                   | 0                         | 0                       |
| 16                                    | Total Distribution Plant                 | 2,687,088                     | 100,028       | 141,086          | 0                 | 0                         | 2,646,031               |
| 17                                    | 5. GENERAL PLANT                         |                               |               |                  |                   |                           |                         |
| 18                                    | 389 Land and Land Rights                 | 0                             | 0             |                  |                   | 0                         | 0                       |
| 19                                    | 390 Structures and Improvements          | 0                             | 0             | 0                |                   | 0                         | 0                       |
| 20                                    | 391 Office Furniture and Equipment       | 21,367                        | 0             | 3,481            |                   | 0                         | 17,886                  |
| 21                                    | 392 Transportation Equipment             | 262,581                       | 0             | 27,915           |                   | 0                         | 234,666                 |
| 22                                    | 393 Stores Equipment                     | 0                             | 0             | 0                |                   | 0                         | 0                       |
| 23                                    | 394 Tools, Shop and Garage Equipment     | 0                             | 0             | 0                |                   | 0                         | 0                       |
| 24                                    | 395 Laboratory Equipment                 | 3,765                         | 0             | 198              |                   | 0                         | 3,567                   |
| 25                                    | 396 Power Operated Equipment             | 0                             | 0             | 0                |                   | 0                         | 0                       |
| 26                                    | 397 Communication Equipment              | 0                             | 0             | 0                |                   | 0                         | 0                       |
| 27                                    | 398 Miscellaneous Equipment              | 0                             | 0             | 0                |                   | 0                         | 0                       |
| 28                                    | 399 Other Tangible Property              | 0                             | 0             | 0                |                   | 0                         | 0                       |
| 29                                    | Total General Plant                      | 287,713                       | 0             | 31,594           | 0                 | 0                         | 256,119                 |
| 30                                    | Total Electric Plant in Service          | 2,974,801                     | 100,028       | 172,680          | 0                 | 0                         | 2,902,150               |
| 31                                    | 104 Utility Plant Leased to Others       | 0                             |               |                  |                   |                           | 0                       |
| 32                                    | 105 Property Held for Future Use         | 0                             |               |                  |                   |                           | 0                       |
| 33                                    | 107 Construction Work in Progress        | 0                             | 0             |                  |                   |                           | 0                       |
| 34                                    | Total Utility Plant Electric             | 2,974,801                     | 100,028       | 172,680          | 0                 | 0                         | 2,902,150               |

**PRODUCTION FUEL AND OIL STOCKS (Included in Account 151)**

(Except Nuclear Materials)

1. Report below the information called for concerning production fuel and oil stocks.
2. Show quantities in tons of 2,000 lbs., gal., or Mcf., whichever unit of quantity is applicable.
3. Each kind of coal or oil should be shown separately.
4. Show gas and electric fuels separately by specific use.

| Line No. | Item (a)                  | Total Cost (b) | Kinds of Fuel and Oil |          |              |          |
|----------|---------------------------|----------------|-----------------------|----------|--------------|----------|
|          |                           |                | Quantity (c)          | Cost (d) | Quantity (e) | Cost (f) |
|          |                           |                |                       |          |              |          |
| 1        | On Hand Beginning of Year | 0              |                       |          |              |          |
| 2        | Received During Year      | 0              |                       |          |              |          |
| 3        | TOTAL                     | 0              |                       |          |              |          |
| 4        | Used During Year (Note A) | 0              |                       |          |              |          |
| 5        |                           |                |                       |          |              |          |
| 6        |                           |                |                       |          |              |          |
| 7        |                           |                |                       |          |              |          |
| 8        |                           |                |                       |          |              |          |
| 9        |                           |                |                       |          |              |          |
| 10       |                           |                |                       |          |              |          |
| 11       | Sold or Transferred       | 0              |                       |          |              |          |
| 12       | TOTAL DISPOSED OF         | 0              |                       |          |              |          |
| 13       | BALANCE END OF YEAR       | 0              |                       |          |              |          |

| Line No. | Item (g)                  | Kinds of Fuel and Oil - continued |          |              |          |
|----------|---------------------------|-----------------------------------|----------|--------------|----------|
|          |                           | Quantity (h)                      | Cost (i) | Quantity (j) | Cost (k) |
|          |                           |                                   |          |              |          |
| 14       | On Hand Beginning of Year |                                   |          |              |          |
| 15       | Received During Year      |                                   |          |              |          |
| 16       | TOTAL                     |                                   |          |              |          |
| 17       | Used During Year (Note A) |                                   |          |              |          |
| 18       |                           |                                   |          |              |          |
| 19       |                           |                                   |          |              |          |
| 20       |                           |                                   |          |              |          |
| 21       |                           |                                   |          |              |          |
| 22       |                           |                                   |          |              |          |
| 23       |                           |                                   |          |              |          |
| 24       | Sold or Transferred       |                                   |          |              |          |
| 25       | TOTAL DISPOSED OF         |                                   |          |              |          |
| 26       | BALANCE END OF YEAR       |                                   |          |              |          |

Note A -- Indicate specific purpose for which used, e.g., Boiler Oil, Make Oil, Generator Fuel, etc.

| <b>MISCELLANEOUS NONOPERATING INCOME (Account 421)</b> |                          |            |
|--|--------------------------|------------|
| Line No.   | Item (a)                 | Amount (b) |
| 1  | Customer Finance Charges | 15,897     |
| 2  | Gain on Investments      | 4,571      |
| 3  |                          |            |
| 4  |                          |            |
| 5  |                          |            |
| 6  | <b>TOTAL</b>             | 20,468     |
| <b>OTHER INCOME DEDUCTIONS (Account 426)</b>           |                          |            |
| Line No.   | Item (a)                 | Amount (b) |
| 7  |                          |            |
| 8  |                          |            |
| 9  |                          |            |
| 10   |                          |            |
| 11   |                          |            |
| 12   |                          |            |
| 13   |                          |            |
| 14   | <b>TOTAL</b>             | 0          |
| <b>MISCELLANEOUS CREDITS TO SURPLUS (Account 434)</b>  |                          |            |
| Line No.   | Item (a)                 | Amount (b) |
| 15   |                          |            |
| 16   |                          |            |
| 17   |                          |            |
| 18   |                          |            |
| 19   |                          |            |
| 20   |                          |            |
| 21   |                          |            |
| 22   |                          |            |
| 23   | <b>TOTAL</b>             | 0          |
| <b>MISCELLANEOUS DEBITS TO SURPLUS (Account 435)</b>   |                          |            |
| Line No.   | Item (a)                 | Amount (b) |
| 24   | Payment in Lieu of Taxes | 15,000     |
| 25   |                          |            |
| 26   |                          |            |
| 27   |                          |            |
| 28   |                          |            |
| 29   |                          |            |
| 30   |                          |            |
| 31   |                          |            |
| 32   | <b>TOTAL</b>             | 15,000     |
| <b>APPROPRIATIONS OF SURPLUS (Account 436)</b>         |                          |            |
| Line No.   | Item (a)                 | Amount (b) |
| 33   |                          |            |
| 34   |                          |            |
| 35   |                          |            |
| 36   |                          |            |
| 37   |                          |            |
| 38   |                          |            |
| 39   |                          |            |
| 40   | <b>TOTAL</b>             | 0          |

| MUNICIPAL REVENUES (Account 482,444)                           |  |  |   |                      |  |                                      |
|--|--|--|---|----------------------|--|--------------------------------------|
| (K.W.H. Sold under the provision of Chapter 269, Acts of 1927) |  |  |   |                      |  |                                      |
| Line No.   | Acct. No.  | Gas Schedule (a)                       | Cubic Feet (b)                          | Revenue Received (c) | Average Revenue Per MCF (cents) (0.0000) (d) |                                      |
| 1  |  |  |   |                      |  |                                      |
| 2  |  |  |   |                      |  |                                      |
| 3  |  |  |   |                      |  |                                      |
| 4  |  | TOTALS                                 |   |                      |  |                                      |
|  |  | Electric Schedule (a)                  | K.W.H. (b)                              | Revenue Received (c) | Average Revenue Per KWH (cents) (0.0000) (d) |                                      |
| 5  |  | Municipal (Other than Street Lighting) | 1,959,705                               | 294,398              | 0.1502                                       |                                      |
| 6  |  |  |   |                      |  |                                      |
| 7  |  |  |   |                      |  |                                      |
| 8  |  |  |   |                      |  |                                      |
| 9  |  |  |   |                      |  |                                      |
| 10   |  |  |   |                      |  |                                      |
| 11   |  |  |   |                      |  |                                      |
| 12   |  | TOTALS                                 | 1,959,705                               | 294,398              | 0.1502                                       |                                      |
| 13   |  | Street Lighting                        | 230,474                                 | 30,171               | 0.1309                                       |                                      |
| 14   |  |  |   |                      |  |                                      |
| 15   |  |  |   |                      |  |                                      |
| 16   |  |  |   |                      |  |                                      |
| 17   |  |  |   |                      |  |                                      |
| 18   |  | TOTALS                                 | 230,474                                 | 30,171               | 0.1309                                       |                                      |
| 19   |  | TOTALS                                 | 2,190,179                               | 324,569              | 0.1482                                       |                                      |
| PURCHASED POWER (Account 555)                                  |  |  |   |                      |  |                                      |
| Line No.   | Names of Utilities from Which Electric Energy is Purchased (a) |  | Where and at What Voltage Received (b)  | K.W.H (c)            | Amount (d)                                   | Cost per KWH (cents) (0.0000) (e)    |
| 20   |  |  |   |                      |  |                                      |
| 21   |  |  |   |                      |  |                                      |
| 22   |  |  |   |                      |  |                                      |
| 23   |  |  |   |                      |  |                                      |
| 24   |  |  |   |                      |  |                                      |
| 25   |  |  |   |                      |  |                                      |
| 26   |  |  |   |                      |  |                                      |
| 27   |  |  |   |                      |  |                                      |
| 28   |  |  |   |                      |  |                                      |
| 29   |  |  | TOTALS                                  | 0                    | 0  | 0.0000                               |
| SALES FOR RESALE (Account 447)                                 |  |  |   |                      |  |                                      |
| Line No.   | Names of Utilities to Which Electric Energy is sold (a)        |  | Where and at What Voltage Delivered (b) | K.W.H (c)            | Amount (d)                                   | Revenue per KWH (cents) (0.0000) (e) |
| 30   |  |  |   |                      |  |                                      |
| 31   |  |  |   |                      |  |                                      |
| 32   |  |  |   |                      |  |                                      |
| 33   |  |  |   |                      |  |                                      |
| 34   |  |  |   |                      |  |                                      |
| 35   |  |  |   |                      |  |                                      |
| 36   |  |  |   |                      |  |                                      |
| 37   |  |  |   |                      |  |                                      |
| 38   |  |  |   |                      |  |                                      |
| 39   |  |  | TOTALS                                  | 0                    | 0  |                                      |

1. Report below the amount of operating revenue for the year for each prescribed account and the amount of increase or decrease over the preceding year.
2. If increases and decreases are not derived from previously reported figures, explain any inconsistencies.
3. Number of customers should be reported on the basis of meters, plus number of late rate accounts except where separate

**ELECTRIC OPERATING REVENUES (Account 400)**

meter readings are added for billing purposes, one customer shall be counted for each group of meters so added. The average number of customers means the average of the 12 figures at the close of each month. If the customer count in the residential service classification includes customers counted more than once because of special services, such as water heating, etc., indicate in a footnote the number of such duplicate customers included in the classification.

4. Unmetered sales should be included below. The details of such sales should be given in a footnote.
5. Classification on Commercial and Industrial Sales, Account 442, Large (or Industrial) may be according to the basis of classification regularly used by the respondent if such basis of classification is not greater than 1000 KW. See Account 442 of the Uniform System of Accounts. Explain basis of Classification

| Line No. | Account (a)                              | Operating Revenues  |  | Kilowatt-hours Sold |   | Average Number of Customers per Month |  |
|----------|--|---------------------|--|---------------------|---|---------------------------------------|--|
|          |  | Amount for Year (b) | Increase or (Decrease) from Preceding Year (c) | Amount for Year (d) | Increase or (Decrease) from Preceding Year (e)          | Number for Year (f)                   | Increase or (Decrease) from Preceding Year (g) |
| 1        | <b>SALES OF ELECTRICITY</b>              |                     |  |                     |   |                                       |  |
| 70       | 440 Residential Sales                    | 2,393,441           | (80,054)                                       | 19,882,406          | 633,981   | 1,947                                 | 12   |
| 3        | 442 Commercial and Industrial Sales      |                     |  |                     |   |                                       | 0  |
| 4        | Small Commercial B Sales                 | 336,398             | 8,424  | 2,367,663           | 110,942   | 181                                   | 5  |
| 5        | Large Commercial C Sales                 | 680,937             | 917  | 6,055,090           | 293,940   | 24                                    | 0  |
| 6        | 444 Municipal Sales                      | 324,569             | (3,195)  | 2,190,179           | 18,460  | 14                                    | 0  |
| 7        | 445 Other Sales to Public Authorities    |                     |  |                     |   |                                       | 0  |
| 8        | 446 Sales to Railroads and Railways      |                     |  |                     |   |                                       | 0  |
| 9        | 448 Interdepartmental Sales              |                     |  |                     |   |                                       | 0  |
| 10       | 449 Miscellaneous Sales                  | 23,165              | 2,756  | 180,569             | 6,184   | 29                                    | 0  |
| 11       | <b>Total Sales to Ultimate Consumers</b> | 3,758,510           | (71,152)                                       | 30,675,907          | 1,063,507   | 2,195                                 | 17   |
| 12       | 447 Sales for Resale                     | 0                   | 0  | 0                   | 0   | 0                                     | 0  |
| 13       | <b>Total Sales of Electricity*</b>       | 3,758,510           | (71,152)                                       | 30,675,907          | 1,063,507   | 2,195                                 | 17   |
| 14       | <b>OTHER OPERATING REVENUES</b>          |                     |  |                     |   |                                       |  |
| 15       | 450 Forfeited Discounts                  |                     |  |                     |   |                                       |  |
| 16       | 451 Miscellaneous Service Revenues       |                     |  |                     |   |                                       |  |
| 17       | 453 Sales of Water and Water Power       |                     |  |                     |   |                                       |  |
| 18       | 454 Rent from Electric Property          |                     |  |                     |   |                                       |  |
| 19       | 455 Interdepartmental Rents              |                     |  |                     |   |                                       |  |
| 20       | 456 Other Electric Revenues              |                     |  |                     |   |                                       |  |
| 21       |  |                     |  |                     |   |                                       |  |
| 22       |  |                     |  |                     |   |                                       |  |
| 23       |  |                     |  |                     |   |                                       |  |
| 24       |  |                     |  |                     |   |                                       |  |
| 25       | Total Other Operating Revenues           | 0                   | 0  |                     |   |                                       |  |
| 26       | Total Electric Operating Revenue         | 3,758,510           | (71,152)                                       |                     |   |                                       |  |
|          |  |                     |  |                     | * Includes revenues from application of fuel clauses \$ |                                       | 193,687  |
|          |  |                     |  |                     | Total KWH to which applied                              |                                       | 30,264,864                                     |

**SALES OF ELECTRICITY TO ULTIMATE CONSUMERS**

Report by account number the K.W.H. sold, the amount derived and the number of customers under each filed schedule or contract. Municipal sales, contract sales and unbilled sales may be reported separately in total.

| Line No.  | Account No. | Schedule (a)              | K.W.H. (b) | Revenue (c) | Average Revenue per KWH (cents) (0.0000) (d) | Number of Customers (per Bills rendered) |            |
|---|-------------|---------------------------|------------|-------------|--|--|------------|
|   |             |                           |            |             |  | July 31 (e)                              | Dec 31 (f) |
| 1   |             | Residential               | 19,882,406 | 2,393,441   | 0.1204                                       | 1,933                                    | 1,947      |
| 2   |             | Commercial                | 2,367,663  | 336,398     | 0.1421                                       | 175                                      | 181        |
| 3   |             | Industrial                | 6,055,090  | 680,937     | 0.1125                                       | 23                                       | 24         |
| 4   |             | Municipal Building        | 1,959,705  | 294,398     | 0.1502                                       | 13                                       | 13         |
| 5   |             | Municipal Street Lighting | 230,474    | 30,171      | 0.1309                                       | 1  | 1          |
| 6   |             | Security Light            | 180,569    | 23,165      | 0.1283                                       | 29                                       | 29         |
| 7   |             |                           |            |             |  |  |            |
| 8   |             |                           |            |             |  |  |            |
| 9   |             |                           |            |             |  |  |            |
| 10  |             |                           |            |             |  |  |            |
| 11  |             |                           |            |             |  |  |            |
| 12  |             |                           |            |             |  |  |            |
| 13  |             |                           |            |             |  |  |            |
| 14  |             |                           |            |             |  |  |            |
| 15  |             |                           |            |             |  |  |            |
| 16  |             |                           |            |             |  |  |            |
| 17  |             |                           |            |             |  |  |            |
| 18  |             |                           |            |             |  |  |            |
| 19  |             |                           |            |             |  |  |            |
| 20  |             |                           |            |             |  |  |            |
| TOTAL SALES TO ULTIMATE CONSUMERS (page 37 Line 11) |             |                           | 30,675,907 | 3,758,510   | 0.1225                                       | 2,174                                    | 2,195      |



**ELECTRIC OPERATION AND MAINTENANCE EXPENSES**

1. Enter in the space provided the operation and maintenance expenses for the year

2. If the increases and decreases are not derived from previously reported figures, explain in footnote

| Line No. | Account (a)   | Amount for Year (b) | Increase or (Decrease) from Preceding Year (c) |
|----------|---|---------------------|--|
| 1        | <b>POWER PRODUCTION EXPENSES</b>                      |                     |  |
| 2        | <b>STEAM POWER GENERATION</b>                         |                     |  |
| 3        | Operation:  |                     |  |
| 4        | 500 Operation supervision and engineering             |                     | 0  |
| 5        | 501 Fuel  |                     | 0  |
| 6        | 502 Steam Expenses                                    |                     | 0  |
| 7        | 503 Steam from other sources                          |                     | 0  |
| 8        | 504 Steam transferred -- Cr.                          |                     | 0  |
| 9        | 505 Electric expenses                                 |                     | 0  |
| 10       | 506 Miscellaneous steam power expenses                |                     | 0  |
| 11       | 507 Rents   |                     | 0  |
| 12       | Total Operation                                       | 0                   | 0  |
| 13       | Maintenance:  |                     |  |
| 14       | 510 Maintenance supervision and engineering           |                     | 0  |
| 15       | 511 Maintenance of Structures                         |                     | 0  |
| 16       | 512 Maintenance of boiler plant                       |                     | 0  |
| 17       | 513 Maintenance of electric plant                     |                     | 0  |
| 18       | 514 Maintenance of miscellaneous steam plant          |                     | 0  |
| 19       | Total Maintenance                                     | 0                   | 0  |
| 20       | Total power production expenses -steam power          | 0                   | 0  |
| 21       | <b>NUCLEAR POWER GENERATION</b>                       |                     |  |
| 22       | Operation:  |                     |  |
| 23       | 517 Operation supervision and engineering             |                     | 0  |
| 24       | 518 Fuel  |                     | 0  |
| 25       | 519 Coolants and water                                |                     | 0  |
| 26       | 520 Steam Expenses                                    |                     | 0  |
| 27       | 521 Steam from other sources                          |                     | 0  |
| 28       | 522 Steam transferred -- Cr.                          |                     | 0  |
| 29       | 523 Electric expenses                                 |                     | 0  |
| 30       | 524 Miscellaneous nuclear power expenses              |                     | 0  |
| 31       | 525 Rents   |                     | 0  |
| 32       | Total Operation                                       | 0                   | 0  |
| 33       | Maintenance:  |                     |  |
| 34       | 528 Maintenance supervision and engineering           |                     | 0  |
| 35       | 529 Maintenance of Structures                         |                     | 0  |
| 36       | 530 Maintenance of reactor plant                      |                     | 0  |
| 37       | 531 Maintenance of electric plant                     |                     | 0  |
| 38       | 532 Maintenance of miscellaneous nuclear plant        |                     | 0  |
| 39       | Total Maintenance                                     | 0                   | 0  |
| 40       | Total power production expenses -nuclear power        | 0                   | 0  |
| 41       | <b>HYDRAULIC POWER GENERATION</b>                     |                     |  |
| 42       | Operation:  |                     |  |
| 43       | 535 Operation supervision and engineering             |                     | 0  |
| 44       | 536 Water for power                                   |                     | 0  |
| 45       | 537 Hydraulic expenses                                |                     | 0  |
| 46       | 538 Electric expenses                                 |                     | 0  |
| 47       | 539 Miscellaneous hydraulic power generation expenses |                     | 0  |
| 48       | 540 Rents   |                     | 0  |
| 49       | Total Operation                                       | 0                   | 0  |

| <b>ELECTRIC OPERATION AND MAINTENANCE EXPENSES - Continued</b> |   |                     |  |
|--|---|---------------------|--|
| Line No.   | Account (a)   | Amount for Year (b) | Increase or (Decrease) from Preceding Year (c) |
| 1  | <b>HYDRAULIC POWER GENERATION - Continued</b>                 |                     |  |
| 2  | Maintenance:  |                     |  |
| 3  | 541 Maintenance Supervision and engineering                   |                     | 0  |
| 4  | 542 Maintenance of structures                                 |                     | 0  |
| 5  | 543 Maintenance or reservoirs, dams and waterways             |                     | 0  |
| 6  | 544 Maintenance of electric plant                             |                     | 0  |
| 7  | 545 Maintenance of miscellaneous hydraulic plant              |                     | 0  |
| 8  | Total maintenance   | 0                   | 0  |
| 9  | Total power production expenses - hydraulic power             | 0                   | 0  |
| 10   | <b>OTHER POWER GENERATION</b>                                 |                     | 0  |
| 11   | Operation:  |                     | 0  |
| 12   | 546 Operation supervision and engineering                     |                     | 0  |
| 13   | 547 Fuel  |                     | 0  |
| 14   | 548 Generation Expenses                                       |                     | 0  |
| 15   | 549 Miscellaneous other power generation expense              |                     | 0  |
| 16   | 550 Rents   |                     | 0  |
| 17   | Total Operation   | 0                   | 0  |
| 18   | Maintenance:  |                     |  |
| 19   | 551 Maintenance supervision and engineering                   |                     | 0  |
| 20   | 552 Maintenance of Structures                                 |                     | 0  |
| 21   | 553 Maintenance of generating and electric plant              |                     | 0  |
| 22   | 554 Maintenance of miscellaneous other power generation plant |                     | 0  |
| 23   | Total Maintenance   | 0                   | 0  |
| 24   | Total power production expenses - other power                 | 0                   | 0  |
| 25   | <b>OTHER POWER SUPPLY EXPENSES</b>                            |                     |  |
| 26   | 555 Purchased power   | 2,457,639           | 6,692  |
| 27   | 556 System control and load dispatching                       |                     |  |
| 28   | 557 Other expenses  | 75,964              | (57,590)                                       |
| 29   | Total other power supply expenses                             | 2,533,603           | (50,898)                                       |
| 30   | Total power production expenses                               | 2,533,603           | (50,898)                                       |
| 31   | <b>TRANSMISSION EXPENSES</b>                                  |                     |  |
| 32   | Operation:  |                     |  |
| 33   | 560 Operation supervision and engineering                     |                     | 0  |
| 34   | 561 Load dispatching  |                     | 0  |
| 35   | 562 Station expenses  |                     | 0  |
| 36   | 563 Overhead line expenses                                    |                     | 0  |
| 37   | 564 Underground line expenses                                 |                     | 0  |
| 38   | 565 Transmission of electricity by others                     | 548,816             | 2,996  |
| 39   | 566 Miscellaneous transmission expenses                       |                     | 0  |
| 40   | 567 Rents   |                     | 0  |
| 41   | Total Operation   | 548,816             | 2,996  |
| 42   | Maintenance:  |                     |  |
| 43   | 568 Maintenance supervision and engineering                   |                     |  |
| 44   | 569 Maintenance of structures                                 |                     |  |
| 45   | 570 Maintenance of station equipment                          |                     |  |
| 46   | 571 Maintenance of overhead lines                             |                     |  |
| 47   | 572 Maintenance of underground lines                          |                     |  |
| 48   | 573 Maintenance of miscellaneous transmission plant           |                     |  |
| 49   | Total maintenance   | 0                   | 0  |
| 50   | Total transmission expenses                                   | 548,816             | 2,996  |

**ELECTRIC OPERATION AND MAINTENANCE EXPENSES - Continued**

| Line No. | Account (a)   | Amount for Year (b) | Increase or (Decrease) from Preceding Year (c) |
|----------|---|---------------------|--|
| 1        | <b>DISTRIBUTION EXPENSES</b>                          |                     |  |
| 2        | Operation:  |                     |  |
| 3        | 580 Operation supervision and engineering             | 0                   | 0  |
| 4        | 581 Load dispatching (Operation Labor)                | 0                   | 0  |
| 5        | 582 Station expenses                                  | 26,375              | 404  |
| 6        | 583 Overhead line expenses                            | 9,907               | 5,642  |
| 7        | 584 Underground line expenses                         | 6,546               | 5,877  |
| 8        | 585 Street lighting and signal system expenses        | 0                   | 0  |
| 9        | 586 Meter expenses                                    | 11,508              | 333  |
| 10       | 587 Customer installations expenses                   | 768                 | (10,415)                                       |
| 11       | 588 Miscellaneous distribution expenses               | 66,790              | 3,491  |
| 12       | 589 Rents   | 0                   | 0  |
| 13       | Total operation                                       | 121,894             | 5,332  |
| 14       | Maintenance:  |                     |  |
| 15       | 590 Maintenance supervision and engineering           | 0                   | 0  |
| 16       | 591 Maintenance of structures                         | 5,501               | (1,037)  |
| 17       | 592 Maintenance of station equipment                  | 13,268              | 7,283  |
| 18       | 593 Maintenance of overhead lines                     | 159,906             | (36,820)                                       |
| 19       | 594 Maintenance of underground lines                  | 0                   | (3,513)  |
| 20       | 595 Maintenance of line transformers                  | 46                  | (1,941)  |
| 21       | 596 Maintenance of street lighting and signal systems | 0                   | 0  |
| 22       | 597 Maintenance of meters                             | 0                   | 0  |
| 23       | 598 Maintenance of miscellaneous distribution plant   | 0                   | 0  |
| 24       | Total maintenance                                     | 178,721             | (36,028)                                       |
| 25       | Total distribution expenses                           | 300,615             | (30,696)                                       |
| 26       | <b>CUSTOMER ACCOUNTS EXPENSES</b>                     |                     |  |
| 27       | Operation:  |                     |  |
| 28       | 901 Supervision                                       | 0                   | 0  |
| 29       | 902 Meter reading expenses                            | 300                 | 300  |
| 30       | 903 Customer records and collection expenses          | 91,796              | 2,429  |
| 31       | 904 Uncollectible accounts                            | 3,955               | 3,161  |
| 32       | 905 Miscellaneous customer accounts expenses          | 0                   | 0  |
| 33       | Total customer accounts expenses                      | 96,051              | 5,890  |
| 34       | <b>SALES EXPENSES</b>                                 |                     |  |
| 35       | Operation:  |                     |  |
| 36       | 911 Supervision                                       | 0                   | 0  |
| 37       | 912 Demonstrating and selling expenses                | 0                   | 0  |
| 38       | 913 Advertising expenses                              | 4,125               | 350  |
| 39       | 916 Miscellaneous sales expenses                      | 12,940              | 9,099  |
| 40       | Total sales expenses                                  | 17,065              | 9,449  |
| 41       | <b>ADMINISTRATIVE AND GENERAL EXPENSES</b>            |                     |  |
| 42       | Operation:  |                     |  |
| 43       | 920 Administrative and general salaries               | 101,982             | 8,594  |
| 44       | 921 Office supplies and expenses                      | 18,216              | (7,129)  |
| 45       | 922 Administrative expenses transferred - Cr          | 0                   | 0  |
| 46       | 923 Outside services employed                         | 53,687              | (13,426)                                       |
| 47       | 924 Property insurance                                | 0                   | 0  |
| 48       | 925 Injuries and damages                              | 0                   | 0  |
| 49       | 926 Employee pensions and benefits                    | 162,537             | (90,733)                                       |
| 50       | 928 Regulatory commission expenses                    | 0                   | 0  |
| 51       | 929 Store Expense                                     | 0                   | 0  |
| 52       | 930 Miscellaneous general expenses                    | 9,311               | 294  |
| 53       | 931 Rents   | 0                   | 0  |
| 54       | Total operation                                       | 345,733             | (102,400)                                      |

| ELECTRIC OPERATION AND MAINTENANCE EXPENSES - Continued |  |                     |  |           |
|---|--|---------------------|--|-----------|
| Line No.  | Account (a)  | Amount for Year (b) | Increase or (Decrease) from Preceding Year (c) |           |
| 1   | ADMINISTRATIVE AND GENERAL EXPENSES - Cont.  |                     |  |           |
| 2   | Maintenance:   |                     |  |           |
| 3   | 932 Maintenance of general plant   |                     | 0  |           |
| 4   | Total administrative and general expenses  | 345,733             | (102,400)                                      |           |
| 5   | Total Electric Operation and Maintenance Expenses  | 3,841,883           | (165,659)                                      |           |
| SUMMARY OF ELECTRIC OPERATION AND MAINTENANCE EXPENSES  |  |                     |  |           |
| Line No.  | Functional Classification (a)  | Operation (b)       | Maintenance (c)                                | Total (d) |
| 6   | Power Production Expenses  |                     |  |           |
| 7   | Electric Generation:   |                     |  |           |
| 8   | Steam Power:   |                     |  |           |
| 9   | Nuclear Power  |                     |  |           |
| 10  | Hydraulic Power  |                     |  |           |
| 11  | Other Power  |                     |  |           |
| 12  | Other Power Supply Expenses  | 2,533,603           |  | 2,533,603 |
| 13  | Total power production expenses  | 2,533,603           |  | 2,533,603 |
| 14  | Transmission Expenses  | 548,816             |  | 548,816   |
| 15  | Distribution Expenses  | 121,894             | 178,721  | 300,615   |
| 16  | Customer Accounts Expenses   | 96,051              |  | 96,051    |
| 17  | Sales Expenses   | 17,065              |  | 17,065    |
| 18  | Administrative and General Expenses  | 345,733             | 0  | 345,733   |
| 19  | Total Electric Operation and   |                     |  |           |
| 20  | Maintenance Expenses   | 3,663,162           | 178,721  | 3,841,883 |
|   |  |                     |  |           |
| 21  | Ratio of operating expenses to operating revenues<br>(carry out decimal two places, (e.g.. 0.00%)<br>Compute by dividing Revenues (Acct 400) into the sum of Operation<br>and Maintenance Expenses (Page 42, line 20 (d), Depreciation (Acct 403)<br>and Amortization (Acct 407) |                     |  | 106.81%   |
| 22  | Total salaries and wages of electric department for year, including<br>amounts charged to operating expenses, construction and other<br>accounts.  |                     |  | 452,944   |
| 23  | Total number of employees of electric department at end of year<br>including administrative, operating, maintenance, construction and<br>other employees (including part-time employees)   |                     |  | 6         |

| TAXES CHARGED DURING THE YEAR  |                 |  |   |                      |     |     |   |     |     |
|--|-----------------|--|---|----------------------|-----|-----|---|-----|-----|
| 1. This schedule is intended to give the account distribution of total taxes charged to operations and other final accounts during the year.   |                 |  | 3. The aggregate of each kind of tax should be listed under the appropriate heading of "Federal", "State" and "Local" in such manner that the total tax for each State and for all subdivisions can be readily ascertained.   |                      |     |     | 5. For any tax which it was necessary to apportion more than one utility department account, state in a footnote the basis of apportioning such tax.  |     |     |
| 2. Do not include gasoline and other sales taxes which have been charged to accounts to which the material on which the tax was levied which the tax was levied was charged. If the actual or estimated amounts of such taxes are known, they should be shown as a footnote and designated whether estimated or actual amounts |                 |  | 4. The accounts to which the taxes charged were distributed should be shown in columns (c) to (h). Show both the utility department and number of account charged. For taxes charged to utility plant show the number of the appropriate balance sheet plant account or subaccount. |                      |     |     | 6. Do not include in this schedule entries with respect to deferred income taxes, or taxes collected through payroll deductions or otherwise pending transmittal of such taxes to the taxing authority. |     |     |
| Line No.   | Kind of Tax (a) | Total Taxes Charged During Year (omit cents) (b) | Electric Acct 408,409 (c)   | Gas Acct 408,409 (d) | (e) | (f) | (g)   | (h) | (i) |
| 1  |                 |  |   |                      |     |     |   |     |     |
| 2  |                 |  |   |                      |     |     |   |     |     |
| 3  |                 |  |   |                      |     |     |   |     |     |
| 4  |                 |  |   |                      |     |     |   |     |     |
| 5  |                 |  |   |                      |     |     |   |     |     |
| 6  |                 |  |   |                      |     |     |   |     |     |
| 7  |                 |  |   |                      |     |     |   |     |     |
| 8  |                 |  |   |                      |     |     |   |     |     |
| 9  |                 |  |   |                      |     |     |   |     |     |
| 10   |                 |  |   |                      |     |     |   |     |     |
| 11   |                 |  |   |                      |     |     |   |     |     |
| 12   |                 |  |   |                      |     |     |   |     |     |
| 13   |                 |  |   |                      |     |     |   |     |     |
| 14   |                 |  |   |                      |     |     |   |     |     |
| 15   |                 |  |   |                      |     |     |   |     |     |
| 16   |                 |  |   |                      |     |     |   |     |     |
| 17   |                 |  |   |                      |     |     |   |     |     |
| 18   |                 |  |   |                      |     |     |   |     |     |
| 19   |                 |  |   |                      |     |     |   |     |     |
| 20   |                 |  |   |                      |     |     |   |     |     |
| 21   |                 |  |   |                      |     |     |   |     |     |
| 22   |                 |  |   |                      |     |     |   |     |     |
| 23   |                 |  |   |                      |     |     |   |     |     |
| 24   |                 |  |   |                      |     |     |   |     |     |
| 25   |                 |  |   |                      |     |     |   |     |     |
| 26   |                 |  |   |                      |     |     |   |     |     |
| 27   |                 |  |   |                      |     |     |   |     |     |
| 28   | TOTALS          |  |   |                      |     |     |   |     |     |

| <b>OTHER UTILITY OPERATING INCOME (Account 414)</b>    |              |                          |                          |                                  |                                   |
|--|--------------|--------------------------|--------------------------|----------------------------------|-----------------------------------|
| Report below the particulars called for in each column |              |                          |                          |                                  |                                   |
| Line No.   | Property (a) | Amount of Investment (b) | Amount of Department (c) | Amount of Operating Expenses (d) | Gain or (Loss) from Operation (e) |
| 1  |              |                          |                          |                                  |                                   |
| 2  |              |                          |                          |                                  |                                   |
| 3  |              |                          |                          |                                  |                                   |
| 4  |              |                          |                          |                                  |                                   |
| 5  |              |                          |                          |                                  |                                   |
| 6  |              |                          |                          |                                  |                                   |
| 7  |              |                          |                          |                                  |                                   |
| 8  |              |                          |                          |                                  |                                   |
| 9  |              |                          |                          |                                  |                                   |
| 10   |              |                          |                          |                                  |                                   |
| 11   |              |                          |                          |                                  |                                   |
| 12   |              |                          |                          |                                  |                                   |
| 13   |              |                          |                          |                                  |                                   |
| 14   |              |                          |                          |                                  |                                   |
| 15   |              |                          |                          |                                  |                                   |
| 16   |              |                          |                          |                                  |                                   |
| 17   |              |                          |                          |                                  |                                   |
| 18   |              |                          |                          |                                  |                                   |
| 19   |              |                          |                          |                                  |                                   |
| 20   |              |                          |                          |                                  |                                   |
| 21   |              |                          |                          |                                  |                                   |
| 22   |              |                          |                          |                                  |                                   |
| 23   |              |                          |                          |                                  |                                   |
| 24   |              |                          |                          |                                  |                                   |
| 25   |              |                          |                          |                                  |                                   |
| 26   |              |                          |                          |                                  |                                   |
| 27   |              |                          |                          |                                  |                                   |
| 28   |              |                          |                          |                                  |                                   |
| 29   |              |                          |                          |                                  |                                   |
| 30   |              |                          |                          |                                  |                                   |
| 31   |              |                          |                          |                                  |                                   |
| 32   |              |                          |                          |                                  |                                   |
| 33   |              |                          |                          |                                  |                                   |
| 34   |              |                          |                          |                                  |                                   |
| 35   |              |                          |                          |                                  |                                   |
| 36   |              |                          |                          |                                  |                                   |
| 37   |              |                          |                          |                                  |                                   |
| 38   |              |                          |                          |                                  |                                   |
| 39   |              |                          |                          |                                  |                                   |
| 40   |              |                          |                          |                                  |                                   |
| 41   |              |                          |                          |                                  |                                   |
| 42   |              |                          |                          |                                  |                                   |
| 43   |              |                          |                          |                                  |                                   |
| 44   |              |                          |                          |                                  |                                   |
| 45   |              |                          |                          |                                  |                                   |
| 46   |              |                          |                          |                                  |                                   |
| 47   |              |                          |                          |                                  |                                   |
| 48   |              |                          |                          |                                  |                                   |
| 49   |              |                          |                          |                                  |                                   |
| 50   |              |                          |                          |                                  |                                   |
| 51   | TOTALS       |                          |                          |                                  |                                   |

| <b>INCOME FROM MERCHANDISE, JOBBING, AND CONTRACT WORK (Account 415)</b><br>Report by utility departments the revenue, costs, expenses, and net income from merchandising, jobbing, and contract work during the year. |   |                         |                    |                              |           |
|--|---|-------------------------|--------------------|------------------------------|-----------|
| Line No.   | Item (a)                                | Electric Department (b) | Gas Department (c) | Other Utility Department (d) | Total (e) |
| 1  | Revenues:                               |                         |                    |                              |           |
| 2  | Merchandise sales, less discounts,      |                         |                    |                              |           |
| 3  | allowances and returns                  |                         |                    |                              |           |
| 4  | Contract work                           | 116,471                 |                    |                              | 116,471   |
| 5  | Commissions                             |                         |                    |                              |           |
| 6  | Other (list according to major classes) |                         |                    |                              |           |
| 7  |   |                         |                    |                              |           |
| 8  |   |                         |                    |                              |           |
| 9  |   |                         |                    |                              |           |
| 10   | Total Revenues                          | 116,471                 | 0                  | 0                            | 116,471   |
| 11   |   |                         |                    |                              |           |
| 12   |   |                         |                    |                              |           |
| 13   | Costs and Expenses:                     |                         |                    |                              |           |
| 14   | Cost of sales (list according to major  |                         |                    |                              |           |
| 15   | classes of cost)                        |                         |                    |                              |           |
| 16   | Jobbing/Contract Costs                  |                         |                    |                              |           |
| 17   | Materials                               |                         |                    |                              |           |
| 18   | Outside Service Labor                   |                         |                    |                              |           |
| 19   |   |                         |                    |                              |           |
| 20   |   |                         |                    |                              |           |
| 21   |   |                         |                    |                              |           |
| 22   |   |                         |                    |                              |           |
| 23   |   |                         |                    |                              |           |
| 24   |   |                         |                    |                              |           |
| 25   |   |                         |                    |                              |           |
| 26   | Sales Expenses                          |                         |                    |                              |           |
| 27   | Customer accounts expenses              |                         |                    |                              |           |
| 28   | Administrative and general expenses     |                         |                    |                              |           |
| 29   |   |                         |                    |                              |           |
| 30   |   |                         |                    |                              |           |
| 31   |   |                         |                    |                              |           |
| 32   |   |                         |                    |                              |           |
| 33   |   |                         |                    |                              |           |
| 34   |   |                         |                    |                              |           |
| 35   |   |                         |                    |                              |           |
| 36   |   |                         |                    |                              |           |
| 37   |   |                         |                    |                              |           |
| 38   |   |                         |                    |                              |           |
| 39   |   |                         |                    |                              |           |
| 40   |   |                         |                    |                              |           |
| 41   |   |                         |                    |                              |           |
| 42   |   |                         |                    |                              |           |
| 43   |   |                         |                    |                              |           |
| 44   |   |                         |                    |                              |           |
| 45   |   |                         |                    |                              |           |
| 46   |   |                         |                    |                              |           |
| 47   |   |                         |                    |                              |           |
| 48   |   |                         |                    |                              |           |
| 49   |   |                         |                    |                              |           |
| 50   | TOTAL COSTS AND EXPENSES                | 0                       | 0                  | 0                            | 0         |
| 51   | Net Profit (or loss)                    | 116,471                 | 0                  | 0                            | 116,471   |

## SALES FOR RESALE (Account 447)

1. Report sales during year to other electric utilities and to cities or other public authorities for distribution to ultimate consumers.

2. Provide subheadings and classify sales as to (1) Associated Utilities, (2) Nonassociated Utilities, (3) Municipalities, (4) R.E.A. Cooperatives, and (5) Other Public Authorities. For each sale designate statistical classification in column (b), thus: firm power, FP; dump or surplus power, DP; other, G,

and place an "x" in column (c) if sale involves export across a state line.

3. Report separately firm, dump, and other power sold to the same utility. Describe the nature of any sales classified as Other Power, column (b).

4. If delivery is made at a substation indicate ownership in column (e), thus: respondent owned or leased, RS; customer owned or leased, CS.

| Line No. | Sales to:<br>(a)     | Statistical Classification<br>(b) | Export Across State Line<br>(c) | Point of Delivery<br>(d) | Sub Station<br>(e) | Kw or Kva of Demand    |                               |                              |
|----------|----------------------|-----------------------------------|---------------------------------|--------------------------|--------------------|------------------------|-------------------------------|------------------------------|
|          |                      |                                   |                                 |                          |                    | Contract Demand<br>(f) | Avg mo. Maximum Demand<br>(g) | Annual Maximum Demand<br>(h) |
| 1        | Installed Capability | O                                 |                                 |                          |                    |                        |                               |                              |
| 2        |                      |                                   |                                 |                          |                    |                        |                               |                              |
| 3        |                      |                                   |                                 |                          |                    |                        |                               |                              |
| 4        |                      |                                   |                                 |                          |                    |                        |                               |                              |
| 5        |                      |                                   |                                 |                          |                    |                        |                               |                              |
| 6        |                      |                                   |                                 |                          |                    |                        |                               |                              |
| 7        |                      |                                   |                                 |                          |                    |                        |                               |                              |
| 8        |                      |                                   |                                 |                          |                    |                        |                               |                              |
| 9        |                      |                                   |                                 |                          |                    |                        |                               |                              |
| 10       |                      |                                   |                                 |                          |                    |                        |                               |                              |
| 11       |                      |                                   |                                 |                          |                    |                        |                               |                              |
| 12       |                      |                                   |                                 |                          |                    |                        |                               |                              |
| 13       |                      |                                   |                                 |                          |                    |                        |                               |                              |
| 14       |                      |                                   |                                 |                          |                    |                        |                               |                              |
| 15       |                      |                                   |                                 |                          |                    |                        |                               |                              |
| 16       |                      |                                   |                                 |                          |                    |                        |                               |                              |
| 17       |                      |                                   |                                 |                          |                    |                        |                               |                              |
| 18       |                      |                                   |                                 |                          |                    |                        |                               |                              |
| 19       |                      |                                   |                                 |                          |                    |                        |                               |                              |
| 20       |                      |                                   |                                 |                          |                    |                        |                               |                              |
| 21       |                      |                                   |                                 |                          |                    |                        |                               |                              |
| 22       |                      |                                   |                                 |                          |                    |                        |                               |                              |
| 23       |                      |                                   |                                 |                          |                    |                        |                               |                              |
| 24       |                      |                                   |                                 |                          |                    |                        |                               |                              |
| 25       |                      |                                   |                                 |                          |                    |                        |                               |                              |
| 26       |                      |                                   |                                 |                          |                    |                        |                               |                              |
| 27       |                      |                                   |                                 |                          |                    |                        |                               |                              |
| 28       |                      |                                   |                                 |                          |                    |                        |                               |                              |
| 29       |                      |                                   |                                 |                          |                    |                        |                               |                              |
| 30       |                      |                                   |                                 |                          |                    |                        |                               |                              |
| 31       |                      |                                   |                                 |                          |                    |                        |                               |                              |
| 32       |                      |                                   |                                 |                          |                    |                        |                               |                              |
| 33       |                      |                                   |                                 |                          |                    |                        |                               |                              |
| 34       |                      |                                   |                                 |                          |                    |                        |                               |                              |
| 35       |                      |                                   |                                 |                          |                    |                        |                               |                              |
| 36       |                      |                                   |                                 |                          |                    |                        |                               |                              |
| 37       |                      |                                   |                                 |                          |                    |                        |                               |                              |
| 38       |                      |                                   |                                 |                          |                    |                        |                               |                              |
| 39       |                      |                                   |                                 |                          |                    |                        |                               |                              |
| 40       |                      |                                   |                                 |                          |                    |                        |                               |                              |
| 41       |                      |                                   |                                 |                          |                    |                        |                               |                              |
| 42       |                      |                                   |                                 |                          |                    |                        |                               |                              |



## SALES FOR RESALE (Account 447) - Continued

5. If a fixed number of kilowatts of maximum is specified in the power contract as a basis of the customer this number should be shown in column (g) and (h) should be actual based on readings and should be furnished whether or not determination of demand charges. Show in column of demand reading (instantaneous, 15, 30, or 60

integrated).

6. The number of kilowatt-hours sold should be the quantities shown by the bills rendered to the purchasers.

7. Explain any amounts entered in column (n) such as fuel or other adjustments.

8. If a contract covers several points of delivery and small amounts of electric energy are delivered at each point, such sales may be grouped.

| Type of Demand Reading<br>(i) | Voltage at Which Delivered<br>(j) | Revenue (Omit Cents)  |                         |                       |                      |              | Revenue per kwh (CENTS)<br>(0.0000)<br>(p) | Line No. |
|-------------------------------|-----------------------------------|-----------------------|-------------------------|-----------------------|----------------------|--------------|--|----------|
|                               |                                   | Kilowatt-Hours<br>(k) | Capacity Charges<br>(l) | Energy Charges<br>(m) | Other Charges<br>(n) | Total<br>(o) |  |          |
|                               |                                   |                       | 0                       |                       |                      | 0            | N/A  | 1        |
|                               |                                   |                       |                         |                       |                      |              |  | 2        |
|                               |                                   |                       |                         |                       |                      |              |  | 3        |
|                               |                                   |                       |                         |                       |                      |              |  | 4        |
|                               |                                   |                       |                         |                       |                      |              |  | 5        |
|                               |                                   |                       |                         |                       |                      |              |  | 6        |
|                               |                                   |                       |                         |                       |                      |              |  | 7        |
|                               |                                   |                       |                         |                       |                      |              |  | 8        |
|                               |                                   |                       |                         |                       |                      |              |  | 9        |
|                               |                                   |                       |                         |                       |                      |              |  | 10       |
|                               |                                   |                       |                         |                       |                      |              |  | 11       |
|                               |                                   |                       |                         |                       |                      |              |  | 12       |
|                               |                                   |                       |                         |                       |                      |              |  | 13       |
|                               |                                   |                       |                         |                       |                      |              |  | 14       |
|                               |                                   |                       |                         |                       |                      |              |  | 15       |
|                               |                                   |                       |                         |                       |                      |              |  | 16       |
|                               |                                   |                       |                         |                       |                      |              |  | 17       |
|                               |                                   |                       |                         |                       |                      |              |  | 18       |
|                               |                                   |                       |                         |                       |                      |              |  | 19       |
|                               |                                   |                       |                         |                       |                      |              |  | 20       |
|                               |                                   |                       |                         |                       |                      |              |  | 21       |
|                               |                                   |                       |                         |                       |                      |              |  | 22       |
|                               |                                   |                       |                         |                       |                      |              |  | 23       |
|                               |                                   |                       |                         |                       |                      |              |  | 24       |
|                               |                                   |                       |                         |                       |                      |              |  | 25       |
|                               |                                   |                       |                         |                       |                      |              |  | 26       |
|                               |                                   |                       |                         |                       |                      |              |  | 27       |
|                               |                                   |                       |                         |                       |                      |              |  | 28       |
|                               |                                   |                       |                         |                       |                      |              |  | 29       |
|                               |                                   |                       |                         |                       |                      |              |  | 30       |
|                               |                                   |                       |                         |                       |                      |              |  | 31       |
|                               |                                   |                       |                         |                       |                      |              |  | 32       |
|                               |                                   |                       |                         |                       |                      |              |  | 33       |
|                               |                                   |                       |                         |                       |                      |              |  | 34       |
|                               |                                   |                       |                         |                       |                      |              |  | 35       |
|                               |                                   |                       |                         |                       |                      |              |  | 36       |
|                               |                                   |                       |                         |                       |                      |              |  | 37       |
|                               |                                   |                       |                         |                       |                      |              |  | 38       |
|                               |                                   |                       |                         |                       |                      |              |  | 39       |
|                               |                                   |                       |                         |                       |                      |              |  | 40       |
|                               |                                   |                       |                         |                       |                      |              |  | 41       |
|                               | TOTALS:                           | 0                     | 0.00                    | 0.00                  |                      | 0.00         |  | 42       |

PURCHASED POWER (Account 555)  
(EXCEPT INTERCHANGE POWER)

1. Report power purchased for resale during the year. Exclude from this schedule and report on page 56 particulars concerning interchange power transactions during the year.

2. Provide subheadings and classify purchases as to (1) Associated Utilities, (2) Nonassociated Utilities, (3) Associated Nonutilities, (4) Other Nonutilities, (5) Municipalities, (6) R.E.A Cooperatives, and (7) Other Public

Authorities. For each purchase designate statistical classification in column (b), thus: firm power, FP; dump or surplus power, DP; other, O, and place an "x" in column (c) if purchase involves import across a state line.

3. Report separately firm, dump, and other power purchased from the same company. Describe the nature of any purchases classified as Other Power, column (b).

| Line No. | Purchased from<br>(a)   | Statistical Classification<br>(b) | Across State Line<br>(c) | Point of Receipt<br>(d) | Sub Station<br>(e) | Kw or Kva of Demand    |                               |                              |
|----------|---|-----------------------------------|--------------------------|-------------------------|--------------------|------------------------|-------------------------------|------------------------------|
|          |   |                                   |                          |                         |                    | Contract Demand<br>(f) | Avg mo. Maximum Demand<br>(g) | Annual Maximum Demand<br>(h) |
| 1        | New York Power Authority  | FP                                | X                        | TOWN LINE               |                    | 310                    |                               |                              |
| 2        | Stonybrook Peaking  | O                                 |                          | TOWN LINE               |                    | 1550                   |                               |                              |
| 3        | Stonybrook Intermediate   | O                                 |                          | TOWN LINE               |                    | 2035                   |                               |                              |
| 4        | Nuclear Mix 1 (Seabrook)  | O                                 | X                        | TOWN LINE               |                    | 10                     |                               |                              |
| 5        | Nuclear Mix 1 (Millstone)   | O                                 | X                        | TOWN LINE               |                    | 98                     |                               |                              |
| 6        | Nuclear Project 3 (Millstone)   | O                                 | X                        | TOWN LINE               |                    | 205                    |                               |                              |
| 7        | Nuclear Project 4 (Seabrook)  | O                                 | X                        | TOWN LINE               |                    | 419                    |                               |                              |
| 8        | Nuclear Project 5 (Seabrook)  | O                                 | X                        | TOWN LINE               |                    | 36                     |                               |                              |
| 9        | W.F. Wyman  | O                                 | X                        | TOWN LINE               |                    | 323                    |                               |                              |
| 10       | Project 6 (Seabrook)  | O                                 | X                        | TOWN LINE               |                    | 511                    |                               |                              |
| 11       | Transmission Charges  |                                   |                          |                         |                    |                        |                               |                              |
| 12       | Hydro Quebec  | O                                 | X                        | TOWN LINE               |                    |                        |                               |                              |
| 13       | Nepco   | O                                 |                          | TOWN LINE               |                    |                        |                               |                              |
| 14       | Remvec  | O                                 |                          | TOWN LINE               |                    |                        |                               |                              |
| 15       | ISO OATT  |                                   |                          | TOWN LINE               |                    |                        |                               |                              |
| 16       | System Power  |                                   |                          |                         |                    |                        |                               |                              |
| 17       | Berkshire Wind Power Cooperative  | O                                 |                          | TOWN LINE               |                    |                        |                               |                              |
| 18       | Berkshire Wind Recs   |                                   |                          | TOWN LINE               |                    |                        |                               |                              |
| 19       | Eagle Creek   | O                                 |                          | TOWN LINE               |                    | 87                     |                               |                              |
| 20       | June Valuation  |                                   |                          |                         |                    |                        |                               |                              |
| 21       | Preliminary Survey Abandonment  |                                   |                          |                         |                    |                        |                               |                              |
| 22       | Member Services   |                                   |                          |                         |                    |                        |                               |                              |
| 23       | Rate Stabilization  |                                   |                          |                         |                    |                        |                               |                              |
| 24       | Miscellaneous Credits   |                                   |                          |                         |                    |                        |                               |                              |
| 25       | National Grid   |                                   |                          |                         |                    |                        |                               |                              |
| 26       |   |                                   |                          |                         |                    |                        |                               |                              |
| 27       | Capacity Charges are reduced by Annual Flush of Funds for PSA Power Contracts |                                   |                          |                         |                    |                        |                               |                              |
| 28       | Annual Flush of Funds for PSA Power Contracts and balance of Deferred Credits |                                   |                          |                         |                    |                        |                               |                              |
| 29       | * Winter period contract demand.  |                                   |                          |                         |                    |                        |                               |                              |
| 30       | ** Includes transmission and administrative charges and decommissioning       |                                   |                          |                         |                    |                        |                               |                              |
|          |   |                                   |                          |                         |                    |                        |                               |                              |

PURCHASED POWER (Account 555)  
(EXCEPT INTERCHANGE POWER)

4. If receipt of power is at a substation indicate ownership in column (e), thus: respondent owned or leased, RS; seller owned or leased, SS.

5. If a fixed number of kilowatts of maximum demand is specified in the power contract as a basis of billing, this number should be shown in column (f). The number of kilowatts of maximum demand to be shown in columns (g) and (h) should be actual based on monthly readings and

should be furnished whether or not used in the determination of demand charges. Show in column (i) type of demand reading (instantaneous, 15, 30, or 60 minutes integrated).

6. The number of kilowatt hours purchased should be the quantities shown by the power bills.

7. Explain any amount entered in column (n) such as fuel or other adjustments.

| Type of Demand Reading<br>(i) | Voltage at Which Delivered<br>(j) | Cost of Energy (Omit Cents) |                         |                |                         |              | KWH (CENTS)<br>(0.0000)<br>(p) | Line No. |
|-------------------------------|-----------------------------------|-----------------------------|-------------------------|----------------|-------------------------|--------------|--------------------------------|----------|
|                               |                                   | Kilowatt-Hours<br>(k)       | Capacity Charges<br>(l) | Energy Charges | Other Charges<br>(n) ** | Total<br>(o) |                                |          |
| 60 MINUTES                    | 115 kv                            | 2,058,687                   | 15,098                  | 10,129         | 40,552                  | 65,779       | \$0.0320                       | 1        |
| 60 MINUTES                    | 115 kv                            | 21,169                      | 28,387                  | 4,141          | 1,490                   | 34,018       | \$1.6070                       | 2        |
| 60 MINUTES                    | 115 kv                            | 1,269,954                   | 163,965                 | 96,635         | 1,421                   | 262,021      | \$0.2063                       | 3        |
| 60 MINUTES                    | 115 kv                            | 82,633                      | 2,638                   | 552            | 7                       | 3,197        | \$0.0387                       | 4        |
| 60 MINUTES                    | 115 kv                            | 914,119                     | 27,198                  | 6,127          | 658                     | 33,983       | \$0.0372                       | 5        |
| 60 MINUTES                    | 115 kv                            | 1,898,800                   | 138,283                 | 12,762         | 1,367                   | 152,412      | \$0.0803                       | 6        |
| 60 MINUTES                    | 115 kv                            | 3,451,716                   | 212,624                 | 23,019         | 276                     | 235,919      | \$0.0683                       | 7        |
| 60 MINUTES                    | 115 kv                            | 300,174                     | 19,698                  | 2,010          | 24                      | 21,732       | \$0.0724                       | 8        |
| 60 MINUTES                    | 115 kv                            | 199,810                     | 9,644                   | 13,968         | 309                     | 23,921       | \$0.1197                       | 9        |
| 60 MINUTES                    | 115 kv                            | 4,217,115                   | 362,557                 | 28,152         | 337                     | 391,046      | \$0.0927                       | 10       |
|                               |                                   |                             |                         |                |                         |              |                                | 11       |
| 60 MINUTES                    | 115 kv                            |                             |                         |                | 10,935                  | 10,935       | N/A                            | 12       |
| 60 MINUTES                    | 115 kv                            |                             |                         |                | 39,523                  | 39,523       | N/A                            | 13       |
| 60 MINUTES                    | 115 kv                            |                             |                         |                | 578                     | 578          | N/A                            | 14       |
| 60 MINUTES                    | 115 kv                            |                             |                         |                | 500,426                 | 500,426      | N/A                            | 15       |
|                               | 115 kv                            | 11,147,072                  |                         | 723,474        | 0                       | 723,474      | \$0.0649                       | 16       |
| 60 MINUTES                    | 115 kv                            | 2,183,549                   |                         |                | 326,518                 | 326,518      | \$0.1495                       | 17       |
| 60 MINUTES                    | 115 kv                            | 0                           |                         | 0              | (139,693)               | (139,693)    |                                | 18       |
| 60 MINUTES                    | 115KV                             | 253,622                     |                         | 13,391         | 41                      | 13,432       | \$0.0530                       | 19       |
|                               |                                   |                             |                         |                | (45,014)                | (45,014)     | N/A                            | 20       |
|                               |                                   |                             |                         |                |                         | 0            | N/A                            | 21       |
|                               |                                   |                             |                         |                | 49,751                  | 49,751       | N/A                            | 22       |
|                               |                                   |                             |                         |                | 11,207                  | 11,207       | N/A                            | 23       |
|                               |                                   |                             |                         |                | (13,852)                | (13,852)     | N/A                            | 24       |
|                               |                                   |                             |                         |                | (47,480)                | (47,480)     | N/A                            | 25       |
|                               |                                   |                             |                         |                |                         |              |                                | 26       |
|                               |                                   |                             |                         |                |                         |              |                                | 27       |
|                               |                                   |                             |                         |                |                         |              |                                | 28       |
|                               |                                   |                             |                         |                |                         |              |                                | 29       |
|                               |                                   |                             |                         |                |                         |              |                                | 30       |
|                               | TOTALS:                           | 27,998,420                  | 980,092                 | 934,360        | 739,381                 | 2,653,833    |                                |          |

## INTERCHANGE POWER (Included in Account 555)

1. Report below the kilowatt-hours received and delivered during the year and the net charge or credit under interchange power agreements.

2. Provide subheadings and classify interchanges as to (1) Associated Utilities, (2) Nonassociated Utilities, (3) Associated Nonutilities, (4) Other Non-utilities, (5) Municipalities, (6) R.E.A. Cooperatives, and (7) Other Public Authorities. For each interchange across a state line place an "x" in column (b).

3. Particulars of settlements for interchange power

shall be furnished in Part B, Details of Settlement for Interchange Power. If settlement for any transaction also includes credit or debit amounts other than for increment generation expenses, show such other component amounts separately, in addition to debit or credit for increment generation expenses, and give a brief explanation of the factors and principles under which such other component amounts were determined. If such settlement represents the net of debits and credits under an interconnection, power pooling,

coordination, or other such arrangement, submit a copy of the annual summary of transactions and billings among the parties to the agreement. If the amount of settlement reported in this schedule for any transaction does not represent all of the charges and credits covered by the agreement, furnish in a footnote a description of the other debits and credits and state the amounts and accounts in which such other amounts are included for the year.

## A. Summary of Interchange According to Companies and Points of Interchange

| Line No. | Name of Company (a) | Inter-change Across State Lines (b) | Point of Interchange (c) | Voltage at Which Inter-changed (d) | Kilowatt-hours |               |                    | Amount of Settlement (h) |
|----------|---------------------|-------------------------------------|--------------------------|------------------------------------|----------------|---------------|--------------------|--------------------------|
|          |                     |                                     |                          |                                    | Received (a)   | Delivered (f) | Net Difference (g) |                          |
| 1        | NEPEX               |                                     | W. BOYLSTON, MA          | 115 kv                             | 33,579,810     | 29,158,400    | 4,421,410          | 428,586                  |
| 2        |                     |                                     |                          |                                    |                |               |                    |                          |
| 3        |                     |                                     |                          |                                    |                |               |                    |                          |
| 4        |                     |                                     |                          |                                    |                |               |                    |                          |
| 5        |                     |                                     |                          |                                    |                |               |                    |                          |
| 6        |                     |                                     |                          |                                    |                |               |                    |                          |
| 7        |                     |                                     |                          |                                    |                |               |                    |                          |
| 8        |                     |                                     |                          |                                    |                |               |                    |                          |
| 9        |                     |                                     |                          |                                    |                |               |                    |                          |
| 10       |                     |                                     |                          |                                    |                |               |                    |                          |
| 11       |                     |                                     |                          |                                    |                |               |                    |                          |
| 12       | TOTALS              |                                     |                          |                                    | 33,579,810     | 29,158,400    | 4,421,410          | 428,586                  |

## B. Details of Settlement for Interchange Power

| Line No. | Name of Company (i) | Explanation (j)     | Amount (k) |
|----------|---------------------|---------------------|------------|
| 13       | NEPEX               | Interchange Expense | 352,998    |
| 14       |                     | NEPOOL Expense      | 75,588     |
| 15       |                     |                     |            |
| 16       |                     |                     |            |
| 17       |                     |                     |            |
| 18       |                     |                     |            |
| 19       |                     |                     |            |
| 20       |                     |                     |            |
| 21       | TOTAL               |                     | 428,586    |

**ELECTRIC ENERGY ACCOUNT**

Report below the information called for concerning the disposition of electric energy generated, purchased and interchanged for the year.

| Line.<br>No. | Item<br>(a)   | Kilowatt-hours<br>(b) |
|--------------|---|-----------------------|
| 1            | <b>SOURCES OF ENERGY</b>  |                       |
| 2            | Generation  |                       |
| 3            | Steam   |                       |
| 4            | Nuclear   |                       |
| 5            | Hydro   |                       |
| 6            | Other   |                       |
| 7            | Total Generation  | 0                     |
| 8            | Purchases   | 27,998,420            |
| 9            | (In gross)  | 4,421,410             |
| 10           | Interchanges  |                       |
| 11           | ( Net (Kwh)   | 4,421,410             |
| 12           | ( Received  |                       |
| 13           | Transmission for/by others (wheeling)                           |                       |
| 14           | < Delivered   |                       |
| 14           | ( Net (Kwh)   | 0                     |
| 15           | <b>TOTAL</b>  | <b>32,419,830</b>     |
| 16           | <b>DISPOSITION OF ENERGY</b>                                    |                       |
| 17           | Sales to ultimate consumers (including interdepartmental sales) | 30,675,907            |
| 18           | Sales for resale  | 0                     |
| 19           | Energy furnished without charge                                 |                       |
| 20           | Energy used by the company (excluding station use):             |                       |
| 21           | Electric department only  | 70,680                |
| 22           | Energy losses   |                       |
| 23           | Transmission and conversion losses                              |                       |
| 24           | Distribution losses 5.16%                                       | 1,673,243             |
| 25           | Unaccounted for losses  |                       |
| 26           | Total energy losses   | 1,673,243             |
| 27           | Energy losses as percent of total on line 5.16%                 |                       |
| 28           | <b>TOTAL</b>  | <b>32,419,830</b>     |

**MONTHLY PEAKS AND OUTPUT**

1. Report hereunder the information called for pertaining to simultaneous peaks established monthly (in kilowatts) and monthly output (in kilowatt-hours) for the combined sources of electric energy of respondent.

2. Monthly peak col. (b) should be respondent's maximum kw load as measured by the sum of its coincidental net generation and purchase plus or minus net interchange, minus temporary deliveries (not interchange) of emergency power to another system. Monthly peak including such emergency deliveries should be shown in a footnote with a brief explanation

as to the nature of the emergency.

3. State type of monthly peak reading (instantaneous 15, 30, or 60 minutes integrated.)

4. Monthly output should be the sum of respondent's net generation and purchases plus or minus net interchange and plus or minus net transmission or wheeling. Total for the year should agree with line 15 above.

5. If the respondent has two or more power systems not physically connected, the information called for below should be furnished for each system.

**Town of Boylston**

| Line<br>No. | Month<br>(a) | Monthly Peak     |                       |                        |             |                           | Monthly Output<br>(kwh)<br>(See Instr. 4)<br>(g) |
|-------------|--------------|------------------|-----------------------|------------------------|-------------|---------------------------|--|
|             |              | Kilowatts<br>(b) | Day of<br>Week<br>(c) | Day of<br>Month<br>(d) | Hour<br>(e) | Type of<br>Reading<br>(f) |  |
| 29          | January      | 6,008            | Thursday              | 8th                    | 7:00 PM     | 60 min                    | 3,174,860  |
| 30          | February     | 6,219            | Monday                | 2nd                    | 6:00 PM     | 60 min                    | 3,018,963  |
| 31          | March        | 5,504            | Sunday                | 1st                    | 7:00 PM     | 60 min                    | 2,840,820  |
| 32          | April        | 4,677            | Wednesday             | 8th                    | 8:00 PM     | 60 min                    | 2,260,789  |
| 33          | May          | 5,524            | Wednesday             | 27th                   | 6:00 PM     | 60 min                    | 2,433,534  |
| 34          | June         | 5,836            | Tuesday               | 23rd                   | 7:00 PM     | 60 min                    | 2,558,070  |
| 35          | July         | 6,653            | Monday                | 20th                   | 6:00 PM     | 60 min                    | 3,033,940  |
| 36          | August       | 6,653            | Monday                | 17th                   | 6:00 PM     | 60 min                    | 3,062,438  |
| 37          | September    | 6,814            | Tuesday               | 8th                    | 6:00 PM     | 60 min                    | 2,649,809  |
| 38          | October      | 4,586            | Monday                | 19th                   | 8:00 PM     | 60 min                    | 2,287,532  |
| 39          | November     | 5,121            | Monday                | 30th                   | 7:00 PM     | 60 min                    | 2,394,338  |
| 40          | December     | 5,463            | Tuesday               | 29th                   | 6:00 PM     | 60 min                    | 2,704,737  |
| 41          |              |                  |                       |                        |             | <b>TOTAL</b>              | <b>32,419,830</b>                                |

| <b>GENERATING STATIONS</b>  |             |           |           |           |           | <b>Pages 58 through 66</b> |
|---|-------------|-----------|-----------|-----------|-----------|----------------------------|
| <b>GENERATING STATION STATISTICS (Large Stations)</b><br>(Except Nuclear) |             |           |           |           |           | Pages 58-59                |
| Line No.  | Item (a)    | Plant (b) | Plant (c) | Plant (d) | Plant (e) |                            |
| 1   | <b>NONE</b> |           |           |           |           |                            |
| 2   |             |           |           |           |           |                            |
| 3   |             |           |           |           |           |                            |
| 4   |             |           |           |           |           |                            |
| 5   |             |           |           |           |           |                            |
| 6   |             |           |           |           |           |                            |
| <b>STEAM GENERATING STATIONS</b>  |             |           |           |           |           | Pages 60-61                |
| Line No.  | Item (a)    | Plant (b) | Plant (c) | Plant (d) | Plant (e) |                            |
| 1   | <b>NONE</b> |           |           |           |           |                            |
| 2   |             |           |           |           |           |                            |
| 3   |             |           |           |           |           |                            |
| 4   |             |           |           |           |           |                            |
| 5   |             |           |           |           |           |                            |
| 6   |             |           |           |           |           |                            |
| <b>HYDROELECTRIC GENERATING STATIONS</b>                                  |             |           |           |           |           | Pages 62-63                |
| Line No.  | Item (a)    | Plant (b) | Plant (c) | Plant (d) | Plant (e) |                            |
| 1   | <b>NONE</b> |           |           |           |           |                            |
| 2   |             |           |           |           |           |                            |
| 3   |             |           |           |           |           |                            |
| 4   |             |           |           |           |           |                            |
| 5   |             |           |           |           |           |                            |
| 6   |             |           |           |           |           |                            |
| <b>COMBUSTION ENGINE AND OTHER GENERATING STATIONS</b>                    |             |           |           |           |           | Pages 64-65                |
| Line No.  | Item (a)    | Plant (b) | Plant (c) | Plant (d) | Plant (e) |                            |
| 1   | <b>NONE</b> |           |           |           |           |                            |
| 2   |             |           |           |           |           |                            |
| 3   |             |           |           |           |           |                            |
| 4   |             |           |           |           |           |                            |
| 5   |             |           |           |           |           |                            |
| 6   |             |           |           |           |           |                            |
| <b>GENERATING STATION STATISTICS (Small Stations)</b>                     |             |           |           |           |           | Page 66                    |
| Line No.  | Item (a)    | Plant (b) | Plant (c) | Plant (d) | Plant (e) |                            |
| 1   | <b>NONE</b> |           |           |           |           |                            |
| 2   |             |           |           |           |           |                            |
| 3   |             |           |           |           |           |                            |
| 4   |             |           |           |           |           |                            |
| 5   |             |           |           |           |           |                            |
| 6   |             |           |           |           |           |                            |

| TRANSMISSION LINE STATISTICS  |             |        |                       |                                  |                                      |                                   |                        |                                     |
|---|-------------|--------|-----------------------|----------------------------------|--------------------------------------|-----------------------------------|------------------------|-------------------------------------|
| Report information concerning transmission line as indicated below. |             |        |                       |                                  |                                      |                                   |                        |                                     |
| Line No.  | Designation |        | Operating Voltage (c) | Type of Supportive Structure (d) | Length (Pole Miles)                  |                                   | Number of Circuits (g) | Size of Conductors and Material (h) |
|   | From (a)    | To (b) |                       |                                  | On Structures of Line Designated (e) | On Structures of Another Line (f) |                        |                                     |
| 1   |             |        |                       |                                  |                                      |                                   |                        |                                     |
| 2   |             |        |                       |                                  | NONE                                 | NONE                              |                        |                                     |
| 3   |             |        |                       |                                  |                                      |                                   |                        |                                     |
| 4   |             |        |                       |                                  |                                      |                                   |                        |                                     |
| 5   |             |        |                       |                                  |                                      |                                   |                        |                                     |
| 6   |             |        |                       |                                  |                                      |                                   |                        |                                     |
| 7   |             |        |                       |                                  |                                      |                                   |                        |                                     |
| 8   |             |        |                       |                                  |                                      |                                   |                        |                                     |
| 9   |             |        |                       |                                  |                                      |                                   |                        |                                     |
| 10  |             |        |                       |                                  |                                      |                                   |                        |                                     |
| 11  |             |        |                       |                                  |                                      |                                   |                        |                                     |
| 12  |             |        |                       |                                  |                                      |                                   |                        |                                     |
| 13  |             |        |                       |                                  |                                      |                                   |                        |                                     |
| 14  |             |        |                       |                                  |                                      |                                   |                        |                                     |
| 15  |             |        |                       |                                  |                                      |                                   |                        |                                     |
| 16  |             |        |                       |                                  |                                      |                                   |                        |                                     |
| 17  |             |        |                       |                                  |                                      |                                   |                        |                                     |
| 18  |             |        |                       |                                  |                                      |                                   |                        |                                     |
| 19  |             |        |                       |                                  |                                      |                                   |                        |                                     |
| 20  |             |        |                       |                                  |                                      |                                   |                        |                                     |
| 21  |             |        |                       |                                  |                                      |                                   |                        |                                     |
| 22  |             |        |                       |                                  |                                      |                                   |                        |                                     |
| 23  |             |        |                       |                                  |                                      |                                   |                        |                                     |
| 24  |             |        |                       |                                  |                                      |                                   |                        |                                     |
| 25  |             |        |                       |                                  |                                      |                                   |                        |                                     |
| 26  |             |        |                       |                                  |                                      |                                   |                        |                                     |
| 27  |             |        |                       |                                  |                                      |                                   |                        |                                     |
| 28  |             |        |                       |                                  |                                      |                                   |                        |                                     |
| 29  |             |        |                       |                                  |                                      |                                   |                        |                                     |
| 30  |             |        |                       |                                  |                                      |                                   |                        |                                     |
| 31  |             |        |                       |                                  |                                      |                                   |                        |                                     |
| 32  |             |        |                       |                                  |                                      |                                   |                        |                                     |
| 33  |             |        |                       |                                  |                                      |                                   |                        |                                     |
| 34  |             |        |                       |                                  |                                      |                                   |                        |                                     |
| 35  |             |        |                       |                                  |                                      |                                   |                        |                                     |
| 36  |             |        |                       |                                  |                                      |                                   |                        |                                     |
| 37  |             |        |                       |                                  |                                      |                                   |                        |                                     |
| 38  |             |        |                       |                                  |                                      |                                   |                        |                                     |
| 39  |             |        |                       |                                  |                                      |                                   |                        |                                     |
| 40  |             |        |                       |                                  |                                      |                                   |                        |                                     |
| 41  |             |        |                       |                                  |                                      |                                   |                        |                                     |
| 42  |             |        |                       |                                  |                                      |                                   |                        |                                     |
| 43  |             |        |                       |                                  |                                      |                                   |                        |                                     |
| 44  |             |        |                       |                                  |                                      |                                   |                        |                                     |
| 45  |             |        |                       |                                  |                                      |                                   |                        |                                     |
| 46  |             |        |                       |                                  |                                      |                                   |                        |                                     |
| 47  | TOTALS      |        |                       |                                  | 0                                    |                                   | 0                      |                                     |

\* where other than 60 cycle, 3 phase, so indicate.

SUBSTATIONS

1. Report below the information called for concerning substations of the respondent as of the end of the year.

2. Substations which serve but one industrial or street railway customer should not be listed hereunder.

3. Substations with capacities of less than 5000 kva, except those serving customers with energy for resale, may be grouped according to functional character, but the number of such substations must be shown.
4. Indicate in column (b) the functional character of each substation, designating whether transmission or distribution and whether attended or unattended.

5. Show in columns (i), (j), and (k) special equipment such as rotary converters, rectifiers, condensers, etc. and auxiliary equipment for increasing capacity.

6. Designate substations or major items of equipment leased from others, jointly owned with others, or operated otherwise than by reason of sole ownership by the respondent. For any substation or equipment operated under lease, give
- name of lessor, date and period of lease and annual rent. For any substation or equipment operated other than by reason of sole ownership or lease, give name of co-owner or other party, explain basis of sharing expenses of other accounting between the parties, and state amounts and accounts affected in respondent's books of account. Specify in each case whether lessor, co-owner or other party is an associated company.

| Line No. | Name and Location of Substation (a) | Character of Substation (b) | Voltage     |               |              | Capacity of Substation in kva (In Service) (f) | Number of Transformers In Service (g) | Number of Spare Transformers (h) | Conversion Apparatus and Special Equipment |                     |                    |
|----------|-------------------------------------|-----------------------------|-------------|---------------|--------------|--|---------------------------------------|----------------------------------|--|---------------------|--------------------|
|          |                                     |                             | Primary (c) | Secondary (d) | Tertiary (e) |  |                                       |                                  | Type of Equipment (i)                      | Number of Units (j) | Total Capacity (k) |
| 1        | DENTON-LOVELL                       | DENTON-LOVELL               | SUB-TRA     | 115KV         | 13.8KV       | 32,000   | 1                                     | 1                                | 0  |                     |                    |
| 2        | WEST BOYLSTON                       | WEST BOYLSTON               |             | UNATTENDED    |              |  |                                       |                                  |  |                     |                    |
| 3        |                                     |                             |             |               |              |  |                                       |                                  |  |                     |                    |
| 4        |                                     |                             |             |               |              |  |                                       |                                  |  |                     |                    |
| 5        |                                     |                             |             |               |              |  |                                       |                                  |  |                     |                    |
| 6        |                                     |                             |             |               |              |  |                                       |                                  |  |                     |                    |
| 7        |                                     |                             |             |               |              |  |                                       |                                  |  |                     |                    |
| 8        |                                     |                             |             |               |              |  |                                       |                                  |  |                     |                    |
| 9        |                                     |                             |             |               |              |  |                                       |                                  |  |                     |                    |
| 10       |                                     |                             |             |               |              |  |                                       |                                  |  |                     |                    |
| 11       |                                     |                             |             |               |              |  |                                       |                                  |  |                     |                    |
| 12       |                                     |                             |             |               |              |  |                                       |                                  |  |                     |                    |
| 13       |                                     |                             |             |               |              |  |                                       |                                  |  |                     |                    |
| 14       |                                     |                             |             |               |              |  |                                       |                                  |  |                     |                    |
| 15       |                                     |                             |             |               |              |  |                                       |                                  |  |                     |                    |
| 16       |                                     |                             |             |               |              |  |                                       |                                  |  |                     |                    |
| 17       |                                     |                             |             |               |              |  |                                       |                                  |  |                     |                    |
| 18       |                                     |                             |             |               |              |  |                                       |                                  |  |                     |                    |
| 19       |                                     |                             |             |               |              |  |                                       |                                  |  |                     |                    |
| 20       |                                     |                             |             |               |              |  |                                       |                                  |  |                     |                    |
| 21       |                                     |                             |             |               |              |  |                                       |                                  |  |                     |                    |
| 22       |                                     |                             |             |               |              |  |                                       |                                  |  |                     |                    |
| 23       |                                     |                             |             |               |              |  |                                       |                                  |  |                     |                    |
| 24       |                                     |                             |             |               |              |  |                                       |                                  |  |                     |                    |
| 25       |                                     |                             |             |               |              |  |                                       |                                  |  |                     |                    |
| 26       | TOTALS                              |                             |             |               |              | 32,000   | 1                                     | 1                                |  |                     |                    |



**OVERHEAD DISTRIBUTION LINES OPERATED**

| Line No. |  | Length (Pole Miles) |              |       |
|----------|--|---------------------|--------------|-------|
|          |  | Wood Poles          | Steel Towers | Total |
| 1        | Miles -- Beginning of Year   | 48.33               |              | 48.33 |
| 2        | Added During Year  | 0.00                |              | 0.00  |
| 3        | Retired During Year  | 0.00                |              | 0.00  |
| 4        | Miles -- End of Year   | 48.33               | 0.00         | 48.33 |
| 5        | *  |                     |              |       |
| 6        |  |                     |              |       |
| 7        |  |                     |              |       |
| 8        | Distribution System Characteristics - AC or DC, Phase, cycles and operating voltages for Light and Power |                     |              |       |
| 9        |  |                     |              |       |
| 10       | A/C  | 60 cycles           |              |       |
| 11       | 1 phase 3 wire   | 120/240 volts       |              |       |
| 12       | 3 phase 3 wire   | 240/480 volts       |              |       |
| 13       | 3 phase 4 wire   | 120/208 volts       |              |       |
| 14       | 3 phase 4 wire   | 277/480 volts       |              |       |
| 15       |  |                     |              |       |

**ELECTRIC DISTRIBUTION SERVICES, METERS AND LINE TRANSFORMERS**

| Line No. | Item                                   | Electric Services | Number of Watt-hour Meters | Line Transformers |                      |
|----------|--|-------------------|----------------------------|-------------------|----------------------|
|          |  |                   |                            | Number            | Total Capacity (kva) |
| 16       | Number at beginning of year:           | 1,959             | 2,259                      | 656               | 19,639               |
| 17       | Additions during year                  |                   |                            |                   |                      |
| 18       | Purchased                              | 0                 | 44                         | 6                 | 300                  |
| 19       | Installed                              | 19                | 19                         | 2                 | 53                   |
| 20       | Associated with utility plant acquired |                   |                            |                   |                      |
| 21       | Total Additions                        | 19                | 44                         | 6                 | 300                  |
| 22       | Reductions during year:                |                   |                            |                   |                      |
| 23       | Retirements                            | 0                 | 32                         | 0                 | 0                    |
| 24       | Associated with utility plant sold     |                   |                            |                   |                      |
| 25       | Total Reductions                       | 0                 | 32                         | 0                 | 0                    |
| 26       | Number at end of year                  | 1,978             | 2,271                      | 662               | 19,939               |
| 27       | In stock                               |                   | 40                         | 52                | 1,624                |
| 28       | Locked meters on customers' premises   |                   |                            |                   |                      |
| 29       | Inactive transformers on system        |                   |                            |                   |                      |
| 30       | In customers' use                      |                   | 2,231                      | 608               | 18,216               |
| 31       | In company's use                       |                   | 0                          | 2                 | 100                  |
| 32       | Number at end of year                  |                   | 2,271                      | 662               | 19,940               |

\*

| CONDUIT, UNDERGROUND CABLE AND SUBMARINE CABLE - (Distribution System)   |                                   |  |                   |                   |                 |                   |
|--|-----------------------------------|--|-------------------|-------------------|-----------------|-------------------|
| Report below the information called for concerning conduit, underground cable, and submarine cable at end of year. |                                   |  |                   |                   |                 |                   |
| Line   | Designation of Underground System | Miles of Conduit Bank<br>(All Sizes and Types) | Underground Cable |                   | Submarine Cable |                   |
| No.  | (a)                               | (b)  | Miles *           | Operating Voltage | Feet *          | Operating Voltage |
|  |                                   |  | (c)               | (d)               | (e)             | (f)               |
| 1  | West Temple Street                | 0.822  |                   |                   |                 |                   |
| 2  | Hillside Ave                      |  | 0.190             | 13.8              |                 |                   |
| 3  | Edgebrook Drive                   | 0.440  | 1.277             | 7970/13.8         |                 |                   |
| 4  | BayPath Drive                     | 0.563  | 0.563             | 7970              |                 |                   |
| 5  | Sewall Street                     | 0.113  | 0.113             | 7970              |                 |                   |
| 6  | Green Street                      | 0.075  | 0.075             | 2400              |                 |                   |
| 7  | Roseberry Drive                   | 0.110  | 0.110             | 7970              |                 |                   |
| 8  | Twin Springs Drive                |  | 0.303             | 7970              |                 |                   |
| 9  | Long Leaf Road                    | 0.170  | 0.170             | 7970/13.8         |                 |                   |
| 10   | Fox Tail Way                      | 0.227  | 0.227             | 7970/13.8         |                 |                   |
| 11   | Knob Cone Drive                   | 0.132  | 0.132             | 7970/13.8         |                 |                   |
| 12   | Old Orchard Drive                 | 0.142  | 0.142             | 7970              |                 |                   |
| 13   | Main Street (N)                   | 0.227  | 0.227             | 7970              |                 |                   |
| 14   | Rocky Pond Road                   | 0.134  | 0.134             | 7970              |                 |                   |
| 15   | Sewall Street (N)                 | 0.103  | 0.103             | 7970              |                 |                   |
| 16   | Oak Hill Lane                     | 0.464  | 0.464             | 7970              |                 |                   |
| 17   |                                   |  |                   |                   |                 |                   |
| 18   | Scar Hill road                    |  | 0.013             | 7970              |                 |                   |
| 19   | Brookside Crossing                | 0.136  | 0.136             | 7970/13.8         |                 |                   |
| 20   | Heritage Lane                     | 0.104  | 0.104             | 7970/13.8         |                 |                   |
| 21   | Tower Hill Road                   | 0.110  | 0.110             | 7970/13.8         |                 |                   |
| 22   | Lost Oak Circle                   | 0.483  | 0.483             | 7970              |                 |                   |
| 23   | Pendell Circle                    | 0.010  | 0.010             | 7970              |                 |                   |
| 24   | Smallwood Circle                  | 0.020  | 0.020             | 7970              |                 |                   |
| 25   | Abbey Road                        | 0.104  | 0.104             | 7970              |                 |                   |
| 26   | Brooke Street                     | 0.140  | 0.140             | 7970              |                 |                   |
| 27   | Ryan Lane                         | 0.110  | 0.110             | 7970              |                 |                   |
| 28   | Maple Way                         | 0.600  | 0.600             | 7970/13.8         |                 |                   |
| 29   | Pleasant Lane                     | 0.700  | 0.700             | 7970              |                 |                   |
| 30   | Juniper Hill Dr                   | 0.180  | 0.180             | 7970              |                 |                   |
| 31   | Ridgefield Cir                    | 0.341  | 0.341             | 7970              |                 |                   |
| 32   | Redwood                           | 0.100  | 0.100             | 7970              |                 |                   |
| 33   | Longley Hill Road                 | 0.328  | 0.328             | 7970              |                 |                   |
| 34   |                                   |  |                   |                   |                 |                   |
| 35   | Compass Circle                    | 0.130  | 0.130             | 7970              |                 |                   |
| 36   | Noth East Way                     | 0.130  | 0.130             | 7970              |                 |                   |
| 37   | Natures View Way                  | 0.130  | 0.130             | 7970              |                 |                   |
| 38   | South West Way                    | 0.072  | 0.720             | 7970              |                 |                   |
| 39   | Adams St.                         | 0.570  | 0.570             | 7070/13.8         |                 |                   |
| 40   | Columbus Rd.                      | 0.320  | 0.320             | 7970/13.8         |                 |                   |
| 41   | Ethan Allen Dr.                   | 0.410  | 0.410             | 7970/13.8         |                 |                   |
| 42   | Longfellow Way                    | 0.047  | 0.047             | 7970              |                 |                   |
| 43   | Maderia Court                     | 0.072  | 0.072             | 7970              |                 |                   |
| 44   | Madison Ave.                      | 0.062  | 0.062             | 7970              |                 |                   |
| 45   | Rachel Road                       | 0.114  | 0.114             | 7970              |                 |                   |
| 46   | Sylvan Rd.                        | 0.152  | 0.152             | 7970              |                 |                   |
| 47   | Denton Lovell Sub-Station         | 0.420  | 0.420             | 7970/13.8         |                 |                   |
| 48   | Perry Rd.                         | 0.19   | 0.19              | 7970              |                 |                   |
| 49   | TOTALS                            | 10.007   | 11.176            |                   | 0               | 0                 |

\*indicate number of conductors per cable

**STREET LAMPS CONNECTED TO SYSTEM**





| Line No. | City or Town (a) | Total (b) | Type          |           |               |           |                     |           |               |           |
|----------|------------------|-----------|---------------|-----------|---------------|-----------|---------------------|-----------|---------------|-----------|
|          |                  |           | Incandescent  |           | Mercury Vapor |           | Florescent & Quartz |           | Sodium        |           |
|          |                  |           | Municipal (c) | Other (d) | Municipal (e) | Other (f) | Municipal (g)       | Other (h) | Municipal (i) | Other (j) |
| 1        | Boylston         | 519       | 0             | 0         | 0             | 0         | 0                   | 0         | 488           | 31        |
| 2        |                  |           |               |           |               |           |                     |           |               |           |
| 3        |                  |           |               |           |               |           |                     |           |               |           |
| 4        |                  |           |               |           |               |           |                     |           |               |           |
| 5        |                  |           |               |           |               |           |                     |           |               |           |
| 6        |                  |           |               |           |               |           |                     |           |               |           |
| 7        |                  |           |               |           |               |           |                     |           |               |           |
| 8        |                  |           |               |           |               |           |                     |           |               |           |
| 9        |                  |           |               |           |               |           |                     |           |               |           |
| 10       |                  |           |               |           |               |           |                     |           |               |           |
| 11       |                  |           |               |           |               |           |                     |           |               |           |
| 12       |                  |           |               |           |               |           |                     |           |               |           |
| 13       |                  |           |               |           |               |           |                     |           |               |           |
| 14       |                  |           |               |           |               |           |                     |           |               |           |
| 15       |                  |           |               |           |               |           |                     |           |               |           |
| 16       |                  |           |               |           |               |           |                     |           |               |           |
| 17       |                  |           |               |           |               |           |                     |           |               |           |
| 18       |                  |           |               |           |               |           |                     |           |               |           |
| 19       |                  |           |               |           |               |           |                     |           |               |           |
| 20       |                  |           |               |           |               |           |                     |           |               |           |
| 21       |                  |           |               |           |               |           |                     |           |               |           |
| 22       |                  |           |               |           |               |           |                     |           |               |           |
| 23       |                  |           |               |           |               |           |                     |           |               |           |
| 24       |                  |           |               |           |               |           |                     |           |               |           |
| 25       |                  |           |               |           |               |           |                     |           |               |           |
| 26       |                  |           |               |           |               |           |                     |           |               |           |
| 27       |                  |           |               |           |               |           |                     |           |               |           |
| 28       |                  |           |               |           |               |           |                     |           |               |           |
| 29       |                  |           |               |           |               |           |                     |           |               |           |
| 30       |                  |           |               |           |               |           |                     |           |               |           |
| 31       |                  |           |               |           |               |           |                     |           |               |           |
| 32       |                  |           |               |           |               |           |                     |           |               |           |
| 33       |                  |           |               |           |               |           |                     |           |               |           |
| 34       |                  |           |               |           |               |           |                     |           |               |           |
| 35       |                  |           |               |           |               |           |                     |           |               |           |
| 36       |                  |           |               |           |               |           |                     |           |               |           |
| 37       |                  |           |               |           |               |           |                     |           |               |           |
| 38       |                  |           |               |           |               |           |                     |           |               |           |
| 39       |                  |           |               |           |               |           |                     |           |               |           |
| 40       |                  |           |               |           |               |           |                     |           |               |           |
| 41       |                  |           |               |           |               |           |                     |           |               |           |
| 42       |                  |           |               |           |               |           |                     |           |               |           |
| 43       |                  |           |               |           |               |           |                     |           |               |           |
| 44       |                  |           |               |           |               |           |                     |           |               |           |
| 45       |                  |           |               |           |               |           |                     |           |               |           |
| 46       |                  |           |               |           |               |           |                     |           |               |           |
| 47       |                  |           |               |           |               |           |                     |           |               |           |
| 48       |                  |           |               |           |               |           |                     |           |               |           |
| 49       |                  |           |               |           |               |           |                     |           |               |           |
| 50       |                  |           |               |           |               |           |                     |           |               |           |
| 51       |                  |           |               |           |               |           |                     |           |               |           |
| 52       | TOTALS           | 519       | 0             | 0         | 0             | 0         | 0                   | 0         | 488           | 31        |

**RATE SCHEDULE INFORMATION**

1. Attach copies of all Filed Rates for General Consumers
2. Show below the changes in rate schedules during year and the estimated increase or decrease in annual revenues predicted on the previous year's operations.

| Effective Date | M.D.P.U. Number | Rate Schedule | Estimated Effect on Annual Revenues |           |
|----------------|-----------------|---------------|-------------------------------------|-----------|
|                |                 |               | Increases                           | Decreases |
|                |                 | None          |                                     |           |

## THIS RETURN IS SIGNED UNDER THE PENALTIES OF PERJURY

|   |               |   |
|---|---------------|---|
| .....   | Mayor         |   |
|  |               |   |
| Mark Barakian   |               | Manager of Electric Light   |
| .....   | )             |   |
|  |               |   |
| John McQuade  | Chairman      |   |
| .....   | )             |   |
|  |               |   |
| Eric Johnson  | Vice Chairman | Selectmen<br>or<br>Members<br>of the<br>Municipal<br>Light<br>Board |
| .....   | )             |   |
|  |               |   |
| Stephen Mero  | Secretary     |   |
| .....   | )             |   |
| .....   | )             |   |
| .....   | )             |   |
| .....   | )             |   |

## SIGNATURES OF ABOVE PARTIES AFFIXED OUTSIDE THE COMMONWEALTH OF MASSACHUSETTS MUST BE PROPERLY SWORN TO

..... SS ..... 19 .....

Then personally appeared .....

.....

.....

.....

And severally made oath to the truth of the foregoing statement by them  
subscribed according to their best knowledge and belief.

..... Notary Public or  
..... Justice of the Peace

# INDEX

|   | Page  |
|---|-------|
| Appropriations of Surplus                                     | 21    |
| Appropriations Since Beginning of Year                        | 5     |
| Bonds   | 6     |
| Cash Balances   | 14    |
| Changes in the Property                                       | 5     |
| Combustion Engine and Other Generating Stations               | 64-65 |
| Comparative Balance Sheet                                     | 10-11 |
| Conduit, Underground Cable and Submarine Cable                | 70    |
| Cost of Plant   | 8- 8B |
| Customers in each City or Town                                | 4     |
| Depreciation Fund Account                                     | 14    |
| Earned Surplus  | 12    |
| Electric Distribution Services, Meters, and Line Transformers | 69    |
| Electric Energy Account                                       | 57    |
| Electric Operating Revenues                                   | 37    |
| Electric Operation and Maintenance Expenses                   | 39-42 |
| General Information   | 3     |
| Generating Station Statistics                                 | 58-59 |
| Generating Statistics (Small Stations)                        | 66    |
| Hydroelectric Generating Stations                             | 62-63 |
| Income from Merchandising, Jobbing and Contract Work          | 51    |
| Income Statement  | 12    |
| Interchange Power   | 56    |
| Materials and Supplies  | 14    |
| Miscellaneous Credits to Surplus                              | 21    |
| Miscellaneous Debits to Surplus                               | 21    |
| Miscellaneous Nonoperating Income                             | 21    |
| Monthly Peaks and Output                                      | 57    |
| Municipal Revenues  | 22    |
| Other Income Deductions                                       | 21    |
| Other Utility Operating Income                                | 50    |
| Overhead Distribution Lines Operated                          | 69    |
| Production Fuel and Oil Stocks                                | 18    |
| Purchased Power   | 22    |
| Purchased Power Detailed (except Interchange)                 | 54-55 |
| Rate Schedule Information                                     | 79    |
| Sales for Resale  | 22    |
| Sales for Resale Detailed                                     | 52-53 |
| Sales of Electricity to Ultimate Consumers                    | 38    |
| Schedule of Estimates   | 4     |
| Signature Page  | 81    |
| Steam Generating Stations                                     | 60-61 |
| Streetlamps   | 71    |
| Substations   | 68    |
| Taxes Charged During Year                                     | 49    |
| Town Notes  | 7     |
| Transmission Line Statistics                                  | 67    |
| Utility Plant-Electric  | 15-17 |

| FOR GAS PLANTS ONLY:                 | Page  |                                       | Page  |
|--------------------------------------|-------|---------------------------------------|-------|
| Boilers                              | 75    | Purifiers                             | 76    |
| Gas Distribution Services, House     |       | Record of Sendout for the Year in MCI | 72-73 |
| Governors and Meters                 | 78    | Sales for Resale                      | 48    |
| Gas Generating Plant                 | 74    | Sales of Gas to Ultimate Customers    | 44    |
| Gas Operating Revenues               | 43    | Sales of Residuals                    | 48    |
| Gas Operation & Maintenance Expenses | 45-47 | Scrubbers, Condensers & Exhausters    | 75    |
| Holders                              | 76    | Transmission and Distribution Mains   | 77    |
| Purchased Gas                        | 48    | Utility Plant - Gas                   | 19-20 |

PAGES INTENTIONALLY OMITTED : 9, 13, 23 TO 36, 80