



# Massachusetts Department of Public Health COVID-19 Dashboard - **Weekly COVID-19 Public Health Report**

Thursday, May 6, 2021

The Weekly COVID-19 Public Health Report includes enhanced, more granular information to be updated on a weekly, or biweekly basis, cases and deaths in Long Term Care Facilities, updates on nursing facility audit results, and more.





## Massachusetts Department of Public Health COVID-19 Dashboard

### Table of Contents

COVID Cases and Facility-Reported Deaths in Long Term Care Facilities.....	3
Long-Term Care Staff Surveillance Testing.....	17
CMS Infection Control Surveys Conducted at Nursing Homes.....	36
COVID Cases in Assisted Living Residences .....	47

**PLEASE NOTE:** Data points listed below, previously included in this report, can now be found in our interactive dashboard:

<https://www.mass.gov/info-details/covid-19-response-reporting>

#### Data Relocated as of April 8,2021 include:

- Monitoring COVID-19 Variants
- MA Contact Tracing: Total Cases and Contacts and Percentage Outreach Completed
- MA Contact Tracing: Case and Contact Outreach Outcomes
- Massachusetts Residents Quarantined due to COVID-19
- Massachusetts Residents Isolated due to COVID-19
- COVID Cluster by Exposure Setting Type
- Count and Rate of Confirmed COVID-19 Cases and Tests Performed in MA by City/Town

#### Data Relocated as of January 4,2021 include:

- Count and Rate of Confirmed COVID-19 Cases and Tests Performed in MA by County
- Map of Average Daily Testing Rate (per 100,000, PCR only) for COVID-19 in MA by City/Town Over Last Two Weeks
- Map of Percent Positivity (PCR only) among Tests Performed for COVID-19 in MA by City/Town Over Last Two Weeks
- Daily and Cumulative COVID-19 Cases Associated with Higher Education Testing
- Daily and Cumulative Total COVID-19 Molecular Tests Associated with Higher Education Testing
- Percent Positive of Molecular Tests in MA Associated with Higher Education Testing and Percent of Confirmed Cases by Date Associated with Higher Education Testing
- Cases and Case Rate by Age Group for Last Two Weeks
- Cases and Case Rate by Sex for Last Two Weeks
- Hospitalizations & Hospitalization Rate by Age Group for Last Two Weeks
- New Daily Confirmed COVID-19 Hospital Admissions
- Deaths and Death Rate by Age Group for Last Two Weeks
- Deaths and Death Rate by County for Last Two Weeks
- Deaths by Sex, Previous Hospitalization, & Underlying Conditions
- Cases, Hospitalizations, & Deaths by Race/Ethnicity



## Massachusetts Department of Public Health COVID-19 Dashboard - COVID Cases and Facility-Reported Deaths in Long Term Care Facilities (1/14)

Cumulative data collected as of 5/3/2021

### PLEASE NOTE:

Starting April 15, 2021, DPH has updated its weekly report to remove any long term care deaths attributed to residents who had recovered from COVID, in alignment with the US Centers for Disease Control and Prevention's National Health Care Safety Network requirements for long term care facilities. This data is already collected by DPH and submitted to the CDC, and is consistent with how other states report this data using a more precise definition.

Starting April 15, 2021 DPH has updated its weekly report to remove any deaths attributed to residents who had recovered from COVID-19, in alignment with the US Centers for Disease Control and Prevention's National Health Care Safety Network requirements for long term care facilities. When the number of deaths is between 1-4 residents, the number is suppressed to protect the identity of the resident(s).

ALSO: Data on deaths is self-reported by each facility. Nursing homes and rest homes are required to report deaths from COVID-19 among residents who died at the facility, at a hospital or other location.

DPH performs routine data quality reviews of the data it receives. This includes removing duplicate results and updating counts, if needed. Also, negative tests results from nursing home residents who were first reported as presumptive positive are removed.

As a result of this data cleaning process and to ensure accuracy, the total number of cases and self-reported deaths may fluctuate. Sources: MAVEN for confirmed cases; Individual facilities for resident deaths to DPH Bureau of Health Care Safety and Quality's Chapter 93 Reporting System (REDCap).



# Massachusetts Department of Public Health COVID-19 Dashboard - COVID Cases and Facility-Reported Deaths in Long Term Care Facilities (2/14)

Thursday, May 6, 2021

Cumulative data collected as of 5/3/2021

Facility	County	Total licensed beds	Total Cases*	Cases in the Previous 14 Days+	Total Deaths**	Deaths in the Previous 14 Days+
ABERJONA NURSING CENTER	MIDDLESEX	123	82	0	1-4	0
ACADEMY MANOR	ESSEX	174	167	0	24	0
ADVANIA CARE AT PROVINCETOWN	BARNSTABLE	41	1-4	0	0	0
ADVOCATE HEALTHCARE OF EAST BOSTON	SUFFOLK	190	122	0	17	0
AGAWAM HEALTHCARE	HAMPDEN	176	73	0	17	0
ALDEN COURT NURSING CARE & REHABILITATION CENTER	BRISTOL	142	98	0	6	0
ALLIANCE HEALTH AT ABBOTT	ESSEX	55	40	0	1-4	0
ALLIANCE HEALTH AT BALDWINVILLE	WORCESTER	94	93	0	15	0
ALLIANCE HEALTH AT BRAINTREE	NORFOLK	101	144	0	23	0
ALLIANCE HEALTH AT DEVEREUX	ESSEX	64	105	0	14	0
ALLIANCE HEALTH AT MARIE ESTHER	MIDDLESEX	78	40	0	5	0
ALLIANCE HEALTH AT MARINA BAY	NORFOLK	167	126	0	28	0
ALLIANCE HEALTH AT ROSEWOOD	ESSEX	135	179	0	28	0
ALLIANCE HEALTH AT WEST ACRES	PLYMOUTH	130	159	0	30	0
ANN'S REST HOME	SUFFOLK	13	0	0	0	0
APPLE VALLEY CENTER	MIDDLESEX	123	77	0	5	0
APPLEWOOD-A HOME FOR ELDERS	WORCESTER	32	1-4	0	0	0
ARMENIAN NURSING & REHABILITATION CENTER	SUFFOLK	83	72	1-4	29	0
ARNOLD HOUSE INC	MIDDLESEX	22	13	0	5	0
ATTLEBORO HEALTHCARE	BRISTOL	120	52	0	14	0
BAKER-KATZ SKILLED NURSING AND REHABILITATION CTR	ESSEX	77	54	0	12	0
BAYPATH AT DUXBURY NURSING & REHABILITATION CTR	PLYMOUTH	120	93	1-4	10	0
BAYPOINTE REHAB CENTER	PLYMOUTH	169	197	0	39	0
BEAR HILL HEALTHCARE AND REHABILITATION CENTER	MIDDLESEX	169	170	0	27	0
BEAR MOUNTAIN AT ANDOVER	ESSEX	135	114	0	8	0
BEAR MOUNTAIN AT READING	MIDDLESEX	123	96	0	28	0
BEAR MOUNTAIN AT SUDBURY	MIDDLESEX	142	118	0	16	0
BEAR MOUNTAIN AT WEST SPRINGFIELD	HAMPDEN	168	90	0	13	0
BEAR MOUNTAIN AT WORCESTER	WORCESTER	173	92	0	13	0
BEAUMONT AT UNIVERSITY CAMPUS	WORCESTER	164	69	0	52	0
BEAUMONT REHAB & SKILLED NURSING CTR - NATICK	MIDDLESEX	53	84	0	8	0
BEAUMONT REHAB & SKILLED NURSING CTR - NORTHBORO	WORCESTER	96	111	0	31	0
BEAUMONT REHAB & SKILLED NURSING CTR - NORTHBRIDGE	WORCESTER	154	200	0	35	0
BEAUMONT REHAB & SKILLED NURSING CTR - WESTBORO	WORCESTER	152	170	0	21	0

\*Staff and residents; \*\*Cumulative COVID-19 deaths –includes residents only. \*\*\*Facility is closed. Data will continue to be included for completeness but will not change except for the result of data cleaning.+Cases and deaths in the previous 14 days were identified from 4/17/2021 to 4/30/2021. For more data details on Long Term Care Facilities please see page 3.



# Massachusetts Department of Public Health COVID-19 Dashboard - COVID Cases and Facility-Reported Deaths in Long Term Care Facilities (3/14)

**Thursday, May 6, 2021**  
Cumulative data collected as of 5/3/2021

Facility ▲	County	Total licensed beds	Total Cases*	Cases in the Previous 14 Days+	Total Deaths**	Deaths in the Previous 14 Days+
BEAVEN KELLY HOME	HAMPDEN	57	1-4	0	0	0
BELMONT MANOR NURSING HOME	MIDDLESEX	156	111	0	52	0
BELVIDERE HEALTHCARE CENTER	MIDDLESEX	115	48	0	11	0
BENCHMARK SNR LIVING AT THE COMMONS IN LINCOLN SNF	MIDDLESEX	32	17	0	0	0
BENJAMIN HEALTHCARE CENTER	SUFFOLK	205	112	0	11	0
BERKSHIRE PLACE	BERKSHIRE	54	13	0	1-4	0
BERKSHIRE REHABILITATION & SKILLED CARE CENTER	BERKSHIRE	57	1-4	0	0	0
BETHANY SKILLED NURSING FACILITY	MIDDLESEX	169	97	0	19	0
BLACKSTONE VALLEY HEALTH AND REHABILITATION	WORCESTER	123	123	0	20	0
BLAIRE HOUSE OF MILFORD	WORCESTER	73	118	0	19	0
BLAIRE HOUSE OF TEWKSBURY	MIDDLESEX	131	162	0	25	0
BLAIRE HOUSE OF WORCESTER	WORCESTER	75	57	0	24	0
BLUE HILLS HEALTH AND REHABILITATION CENTER	NORFOLK	92	75	1-4	15	0
BLUEBERRY HILL REHABILITATION AND HEALTHCARE CTR	ESSEX	132	146	0	16	0
BOURNE MANOR EXTENDED CARE FACILITY	BARNSTABLE	142	29	0	1-4	0
BRAINTREE MANOR HEALTHCARE	NORFOLK	177	135	0	13	0
BRANDON WOODS OF DARTMOUTH	BRISTOL	118	135	0	29	0
BRANDON WOODS OF NEW BEDFORD	BRISTOL	135	86	0	6	0
BRENTWOOD REHABILITATION AND HEALTHCARE CTR (THE)	ESSEX	159	132	0	24	0
BRIARWOOD REHABILITATION & HEALTHCARE CENTER	NORFOLK	120	180	1-4	40	0
BRIDGEWATER NURSING HOME	PLYMOUTH	43	0	0	0	0
BRIGHAM HEALTH AND REHABILITATION CENTER	ESSEX	64	10	0	0	0
BRIGHTON HOUSE REHABILITATION & NURSING CENTER	SUFFOLK	78	67	0	16	0
BROCKTON HEALTH CENTER	PLYMOUTH	123	103	0	23	0
BROOK HAVEN ASSISTED LIVING, LLC	WORCESTER	34	0	0	0	0
BROOKHAVEN AT LEXINGTON	MIDDLESEX	49	27	0	1-4	0
BROOKHOUSE HOME FOR AGED WOMEN IN S	ESSEX	36	6	0	1-4	0
BROOKSIDE REHABILITATION AND HEALTHCARE CENTER	WORCESTER	81	61	0	13	0
BRUSH HILL CARE CENTER	NORFOLK	160	111	0	1-4	0
BUCKLEY-GREENFIELD HEALTHCARE CENTER	FRANKLIN	120	72	1-4	16	0
BURGOYNE REST HOME	SUFFOLK	11	0	0	0	0
CALDWELL HOME - EXTENDED CARE	WORCESTER	28	0	0	0	0
CAMBRIDGE REHABILITATION & NURSING CENTER	MIDDLESEX	83	99	0	21	0
CAMPION HEALTH & WELLNESS	MIDDLESEX	70	20	0	1-4	0

\*Staff and residents; \*\*Cumulative COVID-19 deaths –includes residents only. \*\*\*Facility is closed. Data will continue to be included for completeness but will not change except for the result of data cleaning.+Cases and deaths in the previous 14 days were identified from 4/17/2021 to 4/30/2021. For more data details on Long Term Care Facilities please see page 3.



# Massachusetts Department of Public Health COVID-19 Dashboard - COVID Cases and Facility-Reported Deaths in Long Term Care Facilities (4/14)

Thursday, May 6, 2021  
Cumulative data collected as of 5/3/2021

Facility	County	Total licensed beds	Total Cases*	Cases in the Previous 14 Days+	Total Deaths**	Deaths in the Previous 14 Days+
CAPE HERITAGE REHABILITATION & HEALTH CARE CENTER	BARNSTABLE	123	85	0	9	0
CAPE REGENCY REHABILITATION & HEALTH CARE CENTER	BARNSTABLE	120	109	0	17	0
CAPE WINDS REST HOME OF HYANNIS	BARNSTABLE	37	22	0	0	0
CAPE WINDS REST HOME OF SANDWICH	BARNSTABLE	20	0	0	0	0
CARDIGAN NURSING & REHABILITATION CENTER	PLYMOUTH	65	25	0	10	0
CARE ONE AT BROOKLINE	NORFOLK	120	88	0	11	0
CARE ONE AT CONCORD	MIDDLESEX	135	122	1-4	26	0
CARE ONE AT ESSEX PARK	ESSEX	202	200	0	43	0
CARE ONE AT HOLYOKE	HAMPDEN	164	187	1-4	18	0
CARE ONE AT LEXINGTON	MIDDLESEX	211	101	0	24	0
CARE ONE AT LOWELL	MIDDLESEX	160	169	0	1-4	0
CARE ONE AT MILLBURY	WORCESTER	154	148	0	33	0
CARE ONE AT NEW BEDFORD	BRISTOL	154	111	0	27	0
CARE ONE AT NEWTON	MIDDLESEX	202	139	0	29	0
CARE ONE AT NORTHAMPTON	HAMPSHIRE	125	130	5	23	0
CARE ONE AT PEABODY	ESSEX	150	176	0	20	0
CARE ONE AT RANDOLPH	NORFOLK	168	140	0	34	1-4
CARE ONE AT REDSTONE	HAMPDEN	254	117	0	16	0
CARE ONE AT WEYMOUTH	NORFOLK	154	117	0	28	0
CARE ONE AT WILMINGTON	MIDDLESEX	132	132	0	35	0
CARLETON-WILLARD VILLAGE RETIREMENT & NURSING CTR	MIDDLESEX	179	67	0	14	0
CARLYLE HOUSE	MIDDLESEX	55	79	0	13	0
CARVALHO GROVE HEALTH AND REHABILITATION CENTER	BRISTOL	112	92	0	14	0
CASA DE RAMANA REHABILITATION CENTER	MIDDLESEX	124	107	0	7	0
CATHOLIC MEMORIAL HOME	BRISTOL	300	316	0	43	0
CEDAR VIEW REHABILITATION AND HEALTHCARE CENTER	ESSEX	106	106	0	22	0
CEDARWOOD GARDENS	NORFOLK	82	21	0	1-4	0
CENTER FOR EXTENDED CARE AT AMHERST	HAMPSHIRE	134	105	0	26	0
CHAPIN CENTER	HAMPDEN	160	125	1-4	19	0
CHARLENE MANOR EXTENDED CARE FACILITY	FRANKLIN	123	128	0	15	0
CHARLTON MANOR REST HOME	WORCESTER	32	20	0	0	0
CHESTNUT HILL OF EAST LONGMEADOW	HAMPDEN	135	19	0	0	0
CHESTNUT WOODS REHABILITATION AND HEALTHCARE CTR	ESSEX	88	126	0	18	0
CHETWYNDE HEALTHCARE	MIDDLESEX	75	83	0	17	0

\*Staff and residents; \*\*Cumulative COVID-19 deaths –includes residents only. \*\*\*Facility is closed. Data will continue to be included for completeness but will not change except for the result of data cleaning.+Cases and deaths in the previous 14 days were identified from 4/17/2021 to 4/30/2021. For more data details on Long Term Care Facilities please see page 3.



# Massachusetts Department of Public Health COVID-19 Dashboard - COVID Cases and Facility-Reported Deaths in Long Term Care Facilities (5/14)

Thursday, May 6, 2021

Cumulative data collected as of 5/3/2021

Facility	County	Total licensed beds	Total Cases*	Cases in the Previous 14 Days+	Total Deaths**	Deaths in the Previous 14 Days+
CHICOPEE REHABILITATION AND NURSING CENTER	HAMPDEN	68	63	0	12	0
CHILTON HOUSE REST HOME (THE)	PLYMOUTH	36	23	0	0	0
CHRISTOPHER HOUSE OF WORCESTER	WORCESTER	156	171	1-4	20	0
CLIFTON REHABILITATION NURSING CENTER	BRISTOL	142	161	0	6	0
COLEMAN HOUSE	WORCESTER	22	64	0	17	0
COLONY CENTER FOR HEALTH & REHABILITATION	PLYMOUTH	92	79	0	11	0
COMMONS RESIDENCE AT ORCHARD COVE	NORFOLK	45	80	0	14	0
CONTINUING CARE AT BROOKSBY VILLAGE	ESSEX	104	47	1-4	17	0
COPLEY AT STOUGHTON - BAYSTATE CONSOLIDATED PROPER	NORFOLK	123	68	0	17	0
COUNTRY CENTER FOR HEALTH & REHABILITATION	ESSEX	111	31	0	1-4	0
COUNTRY GARDENS HEALTH AND REHABILITATION CENTER	BRISTOL	86	83	0	22	1-4
COUNTRYSIDE HEALTH CARE OF MILFORD	WORCESTER	109	120	0	17	0
COURTYARD NURSING CARE CENTER	MIDDLESEX	224	187	0	51	0
CRANEVILLE PLACE REHABILITATION & SKILLED CARE CT	BERKSHIRE	89	14	0	0	0
CRESCENT MANOR REST HOME, INC	WORCESTER	58	48	0	1-4	0
CUSHING MANOR COMM SUPPORT FACILITY	SUFFOLK	36	0	0	0	0
DAGGETT-CRANDALL NEWCOMB HOME	BRISTOL	30	0	0	0	0
DALTON REST HOME	WORCESTER	34	30	0	0	0
DARTMOUTH MANOR REST HOME	BRISTOL	25	15	0	0	0
DAVENPORT MEMORIAL HOME	MIDDLESEX	18	1-4	0	0	0
DAY BROOK VILLAGE SENIOR LIVING	HAMPDEN	92	93	1-4	20	0
DEDHAM HEALTHCARE	NORFOLK	145	55	0	11	0
DEN-MAR HEALTH AND REHABILITATION CENTER	ESSEX	76	65	0	11	0
DEXTER HOUSE HEALTHCARE	MIDDLESEX	130	56	0	10	0
DODGE PARK REST HOME, INC.	WORCESTER	60	27	0	0	0
DONNA KAY REST HOME	WORCESTER	60	1-4	0	0	0
DWYER HOME	NORFOLK	50	24	0	1-4	0
D'YOUVILLE CENTER FOR ADVANCE THERAPY	MIDDLESEX	33	14	0	1-4	0
D'YOUVILLE SENIOR CARE	MIDDLESEX	208	146	0	1-4	0
EAST LONGMEADOW SKILLED NURSING CENTER	HAMPDEN	119	108	0	19	0
EASTPOINTE REHAB CENTER	SUFFOLK	195	142	0	38	0
ELAINE CENTER AT HADLEY	HAMPSHIRE	154	64	0	24	0
ELIOT CENTER FOR HEALTH & REHABILITATION	MIDDLESEX	114	110	0	8	0
ELIZABETH CATHERINE REST HOME	NORFOLK	26	0	0	0	0

\*Staff and residents; \*\*Cumulative COVID-19 deaths –includes residents only. \*\*\*Facility is closed. Data will continue to be included for completeness but will not change except for the result of data cleaning.+Cases and deaths in the previous 14 days were identified from 4/17/2021 to 4/30/2021. For more data details on Long Term Care Facilities please see page 3.



# Massachusetts Department of Public Health COVID-19 Dashboard - COVID Cases and Facility-Reported Deaths in Long Term Care Facilities (6/14)

Thursday, May 6, 2021

Cumulative data collected as of 5/3/2021

Facility ▲	County	Total licensed beds	Total Cases*	Cases in the Previous 14 Days+	Total Deaths**	Deaths in the Previous 14 Days+
ELIZABETH SETON	NORFOLK	84	91	0	14	0
ELLEN RICE REST HOME, INC.	HAMPDEN	12	0	0	0	0
ELLIS NURSING HOME (THE)	NORFOLK	191	140	0	30	0
ELMHURST HEALTHCARE (THE)	MIDDLESEX	45	20	0	1-4	0
EMERSON REHABILITATION & TRANSITIONAL CARE UNIT	MIDDLESEX	20	1-4	0	1-4	0
FAIRHAVEN HEALTHCARE CENTER	MIDDLESEX	169	122	1-4	22	0
FAIRMOUNT REST HOME, INC.	SUFFOLK	32	12	0	0	0
FAIRVIEW COMMONS NURSING & REHABILITATION CENTER	BERKSHIRE	146	61	0	6	0
FALL RIVER HEALTHCARE	BRISTOL	176	176	0	12	0
FALL RIVER JEWISH HOME	BRISTOL	62	73	0	7	0
FARREN CARE CENTER	FRANKLIN	122	1-4	0	0	0
FITCH HOME, INC. (THE)	MIDDLESEX	26	19	0	0	0
FITCHBURG HEALTHCARE	WORCESTER	160	181	0	28	0
FITCHBURG REHABILITATION AND NURSING CENTER	WORCESTER	87	78	0	1-4	0
FOREMOST AT SHARON LLC	NORFOLK	66	50	0	9	0
FULLER HOUSE OF STONEHAM REST HOME	MIDDLESEX	13	12	0	0	0
GARDEN PLACE HEALTHCARE	BRISTOL	133	80	0	14	0
GARDNER REHABILITATION AND NURSING CENTER	WORCESTER	124	41	0	1-4	0
GERMAN CENTER FOR EXTENDED CARE	SUFFOLK	133	102	0	10	0
GERMAN HOME THE	ESSEX	31	37	0	0	0
GLEN RIDGE NURSING CARE CENTER	MIDDLESEX	164	113	0	29	0
GLOUCESTER HEALTHCARE	ESSEX	101	75	0	9	0
GOVERNORS CENTER	HAMPDEN	100	108	0	13	0
GREENWOOD NURSING & REHABILITATION CENTER	MIDDLESEX	36	17	0	5	0
GUARDIAN CENTER (THE)	PLYMOUTH	123	47	0	17	0
HALCYON HOUSE	ESSEX	20	6	0	1-4	0
HALE HOUSE	SUFFOLK	60	1-4	0	0	0
HANCOCK PARK REHABILITATION AND NURSING CENTER	NORFOLK	142	84	0	20	0
HANNAH B G SHAW HOME	PLYMOUTH	107	48	1-4	5	0
HANNAH DUSTON HEALTHCARE CENTER	ESSEX	128	92	0	22	0
HARBOR HOUSE NURSING & REHABILITATION CENTER	PLYMOUTH	142	154	0	34	0
HATHAWAY MANOR EXTENDED CARE	BRISTOL	142	165	0	26	0
HATHORNE HILL	ESSEX	120	86	0	10	0
HAVENWOOD REST HOME	BRISTOL	41	5	1-4	0	0

\*Staff and residents; \*\*Cumulative COVID-19 deaths –includes residents only. \*\*\*Facility is closed. Data will continue to be included for completeness but will not change except for the result of data cleaning.+Cases and deaths in the previous 14 days were identified from 4/17/2021 to 4/30/2021. For more data details on Long Term Care Facilities please see page 3.





# Massachusetts Department of Public Health COVID-19 Dashboard - COVID Cases and Facility-Reported Deaths in Long Term Care Facilities (7/14)

Thursday, May 6, 2021  
Cumulative data collected as of 5/3/2021

Facility ▲	County	Total licensed beds	Total Cases*	Cases in the Previous 14 Days+	Total Deaths**	Deaths in the Previous 14 Days+
HEATHWOOD HEALTHCARE	MIDDLESEX	73	40	0	12	0
HELLENIC NURSING & REHABILITATION CENTER	NORFOLK	154	129	1-4	20	0
HERITAGE HALL NORTH	HAMPDEN	124	65	0	9	0
HERITAGE HALL SOUTH	HAMPDEN	122	39	0	5	0
HERITAGE HALL WEST	HAMPDEN	164	120	1-4	25	0
HERMITAGE HEALTHCARE (THE)	WORCESTER	101	71	0	9	0
HIGHVIEW OF NORTHAMPTON	HAMPSHIRE	120	89	0	15	0
HILLCREST COMMONS NURSING & REHABILITATION CENTER	BERKSHIRE	265	189	0	21	0
HILLSIDE REST HOME	ESSEX	28	0	0	0	0
HOLDEN REHABILITATION & NURSING CENTER	WORCESTER	123	46	0	9	0
HOLY TRINITY EASTERN ORTHODOX N & R CENTER	WORCESTER	113	114	0	11	0
HOLYOKE HEALTHCARE CENTER	HAMPDEN	102	77	0	9	0
HOMESTEAD HALL	WORCESTER	32	1-4	0	0	0
HUNT NURSING & REHAB CENTER	ESSEX	120	108	0	22	0
IVY HILL ASSISTED CARE LLC	ESSEX	30	27	0	0	0
JEFFREY & SUSAN BRUDNICK CENTER FOR LIVING	ESSEX	180	120	0	42	0
JESMOND NURSING HOME	ESSEX	57	42	0	7	0
JEWISH HEALTHCARE CENTER	WORCESTER	141	229	0	25	0
JML CARE CENTER INC	BARNSTABLE	132	34	0	1-4	0
JOHN ADAMS HEALTHCARE CENTER	NORFOLK	71	56	1-4	0	0
JOHN SCOTT HOUSE NURSING & REHABILITATION CENTER	NORFOLK	138	165	0	27	0
JULIAN J LEVITT FAMILY NURSING HOME	HAMPDEN	200	246	0	63	0
KATZMAN FAMILY CENTER FOR LIVING	SUFFOLK	120	108	1-4	60	1-4
KEYSTONE CENTER	WORCESTER	106	62	0	11	0
KIMBALL FARMS NURSING CARE CENTER	BERKSHIRE	74	62	0	15	0
KNOLLWOOD NURSING CENTER	WORCESTER	82	45	0	1-4	0
LABELLE'S REST HOME	FRANKLIN	24	0	0	0	0
LAFAYETTE REHABILITATION & SKILLED NURSING FACILIT	ESSEX	65	87	0	19	0
LAKEVIEW HOUSE SKLD NRSG AND RESIDENTIAL CARE FAC	ESSEX	91	57	0	1-4	0
LANESSA EXTENDED CARE	WORCESTER	96	14	0	0	0
LASELL HOUSE	MIDDLESEX	44	26	0	1-4	0
LATHROP HOME	HAMPSHIRE	39	1-4	0	0	0
LAUREL RIDGE REHAB AND SKILLED CARE CENTER	SUFFOLK	120	105	0	15	0
LEDGEWOOD REHABILITATION & SKILLED NURSING CENTER	ESSEX	123	108	0	19	0

\*Staff and residents; \*\*Cumulative COVID-19 deaths –includes residents only. \*\*\*Facility is closed. Data will continue to be included for completeness but will not change except for the result of data cleaning.+ Cases and deaths in the previous 14 days were identified from 4/17/2021 to 4/30/2021. For more data details on Long Term Care Facilities please see page 3.



# Massachusetts Department of Public Health COVID-19 Dashboard - COVID Cases and Facility-Reported Deaths in Long Term Care Facilities (8/14)

Thursday, May 6, 2021

Cumulative data collected as of 5/3/2021

Facility	County	Total licensed beds	Total Cases*	Cases in the Previous 14 Days+	Total Deaths**	Deaths in the Previous 14 Days+
LEE HEALTHCARE	BERKSHIRE	88	64	0	5	0
LEONARD FLORENCE CENTER FOR LIVING	SUFFOLK	100	47	1-4	1-4	0
LIBERTY COMMONS	BARNSTABLE	132	91	0	10	0
LIFE CARE CENTER OF ACTON	MIDDLESEX	155	86	0	24	0
LIFE CARE CENTER OF ATTLEBORO	BRISTOL	123	101	0	15	0
LIFE CARE CENTER OF AUBURN	WORCESTER	154	142	0	39	0
LIFE CARE CENTER OF LEOMINSTER	WORCESTER	133	108	0	24	0
LIFE CARE CENTER OF MERRIMACK VALLEY	MIDDLESEX	124	146	0	25	0
LIFE CARE CENTER OF NASHOBA VALLEY	MIDDLESEX	120	128	0	18	0
LIFE CARE CENTER OF PLYMOUTH	PLYMOUTH	150	212	0	27	0
LIFE CARE CENTER OF RAYNHAM	BRISTOL	154	166	0	36	0
LIFE CARE CENTER OF STONEHAM	MIDDLESEX	94	90	0	16	0
LIFE CARE CENTER OF THE NORTH SHORE	ESSEX	123	149	0	21	0
LIFE CARE CENTER OF THE SOUTH SHORE	PLYMOUTH	117	98	0	21	0
LIFE CARE CENTER OF WEST BRIDGEWATER	PLYMOUTH	150	191	1-4	17	0
LIFE CARE CENTER OF WILBRAHAM	HAMPDEN	123	97	0	13	0
LIGHTHOUSE NURSING CARE CENTER	SUFFOLK	123	147	0	22	0
LINCOLN HILL MANOR	WORCESTER	30	1-4	0	0	0
LINDA MANOR EXTENDED CARE FACILITY	HAMPSHIRE	123	83	0	8	0
LINDEN PONDS	PLYMOUTH	132	38	0	9	0
LONGMEADOW OF TAUNTON	BRISTOL	100	134	1-4	8	0
LOOMIS LAKESIDE AT REEDS LANDING	HAMPDEN	42	37	0	5	0
LUTHERAN REHABILITATION & SKILLED CARE CENTER	WORCESTER	150	145	1-4	20	0
LYDIA TAFT HOUSE	WORCESTER	53	67	0	11	0
LYNN HOME FOR ELDERLY PERSONS	ESSEX	37	9	0	0	0
LYNN SHORE REST HOME	ESSEX	34	42	0	0	0
M I NURSING & RESTORATIVE CENTER	ESSEX	250	167	0	51	0
MADONNA MANOR NURSING HOME	BRISTOL	129	96	0	23	0
MAPLES REHABILITATION & NURSING CENTER	NORFOLK	144	140	1-4	21	0
MAPLEWOOD REHAB AND NURSING	ESSEX	120	48	0	5	0
MARIAN MANOR	SUFFOLK	355	132	0	19	0
MARIAN MANOR OF TAUNTON	BRISTOL	116	90	0	15	0
MARILLAC RESIDENCE	NORFOLK	76	22	0	0	0
MARISTHILL NURSING & REHABILITATION CENTER	MIDDLESEX	123	132	0	18	0

\*Staff and residents; \*\*Cumulative COVID-19 deaths –includes residents only. \*\*\*Facility is closed. Data will continue to be included for completeness but will not change except for the result of data cleaning.+Cases and deaths in the previous 14 days were identified from 4/17/2021 to 4/30/2021. For more data details on Long Term Care Facilities please see page 3.



# Massachusetts Department of Public Health COVID-19 Dashboard - COVID Cases and Facility-Reported Deaths in Long Term Care Facilities (9/14)

Thursday, May 6, 2021  
Cumulative data collected as of 5/3/2021

Facility	County	Total licensed beds	Total Cases*	Cases in the Previous 14 Days+	Total Deaths**	Deaths in the Previous 14 Days+
MARLBOROUGH HILLS REHABILITATION & HLTH CARE CTR	MIDDLESEX	196	220	0	25	0
MARY ANN MORSE NURSING & REHABILITATION	MIDDLESEX	124	153	0	31	0
MARY'S MEADOW AT PROVIDENCE PLACE	HAMPDEN	40	20	0	1-4	0
MASCONOMET HEALTHCARE CENTER	ESSEX	123	96	0	28	0
MATTAPAN HEALTH & REHABILITATION CENTER	SUFFOLK	85	37	0	7	0
MAYFLOWER PLACE NURSING & REHABILITATION CENTER	BARNSTABLE	72	21	0	1-4	0
MEADOW GREEN NURSING AND REHABILITATION CENTER	MIDDLESEX	123	63	0	14	0
MEADOWS OF CENTRAL MASSACHUSETTS (THE)	WORCESTER	135	68	0	15	0
MEDFORD REHABILITATION AND NURSING CENTER	MIDDLESEX	142	133	0	17	0
MEDWAY COUNTRY MANOR SKILLED NURSING & REHABILITAT	NORFOLK	123	82	0	11	0
MELROSE HEALTHCARE	MIDDLESEX	106	45	0	8	0
MEMORY SUPPORT OF HERITAGE HALL	HAMPDEN	123	102	0	20	0
MILFORD CENTER	WORCESTER	135	84	0	10	0
MILL POND REST HOME	MIDDLESEX	27	0	0	0	0
MONT MARIE REHABILITATION & HEALTHCARE CENTER	HAMPDEN	84	76	0	14	0
MOUNT CARMEL CARE CENTER	BERKSHIRE	69	8	0	0	0
MOUNT SAINT VINCENT CARE CENTER	HAMPDEN	125	55	0	9	0
MT GREYLOCK EXTENDED CARE FACILITY	BERKSHIRE	100	16	0	0	0
MT. IDA REST HOME, INC.	MIDDLESEX	18	1-4	0	0	0
MT. PLEASANT HOME	SUFFOLK	60	1-4	0	0	0
NEMASKET HEALTHCARE CENTER	PLYMOUTH	102	85	0	17	0
NEVILLE CENTER AT FRESH POND FOR NURSING & REHAB	MIDDLESEX	112	145	0	25	0
NEVINS NURSING & REHABILITATION CENTER	ESSEX	153	133	1-4	21	0
NEW BEDFORD JEWISH CONVALESCENT HOME	BRISTOL	80	20	0	0	0
NEW ENGLAND HOMES FOR THE DEAF	ESSEX	81	54	0	6	0
NEW ENGLAND PEDIATRIC CARE	MIDDLESEX	80	15	0	0	0
NEW ENGLAND SINAI HOSPITAL TRANSITIONAL CARE UNIT	NORFOLK	42	21	0	0	0
NEWBRIDGE ON THE CHARLES SKILLED NURSING FACILITY	NORFOLK	48	168	0	9	0
NEWBURYPORT SOCIETY - OF AGED MEN	ESSEX	9	1-4	0	0	0
NEWFIELD HOUSE CONVALESCENT HOME	PLYMOUTH	100	34	1-4	9	0
NEWTON WELLESLEY CENTER FOR ALZHEIMER'S CARE	NORFOLK	110	77	0	19	0
NORTH ADAMS COMMONS NURSING & REHABILITATION CENTE	BERKSHIRE	119	9	0	0	0
NORTH END REHABILITATION AND HEALTHCARE CENTER	SUFFOLK	100	31	0	12	0
NORTHWOOD REHABILITATION & HEALTHCARE CENTER	MIDDLESEX	123	139	1-4	24	0

\*Staff and residents; \*\*Cumulative COVID-19 deaths –includes residents only. \*\*\*Facility is closed. Data will continue to be included for completeness but will not change except for the result of data cleaning.+ Cases and deaths in the previous 14 days were identified from 4/17/2021 to 4/30/2021. For more data details on Long Term Care Facilities please see page 3.



# Massachusetts Department of Public Health COVID-19 Dashboard - COVID Cases and Facility-Reported Deaths in Long Term Care Facilities (10/14)

Thursday, May 6, 2021

Cumulative data collected as of 5/3/2021

Facility ▲	County	Total licensed beds	Total Cases*	Cases in the Previous 14 Days+	Total Deaths**	Deaths in the Previous 14 Days+
NORWOOD HEALTHCARE	NORFOLK	170	92	0	18	0
NOTRE DAME LONG TERM CARE CENTER	WORCESTER	123	119	1-4	22	0
OAK KNOLL HEALTHCARE CENTER	MIDDLESEX	123	117	0	23	0
OAKDALE REHABILITATION & SKILLED NURSING CENTER	WORCESTER	92	54	0	11	0
OAKHILL HEALTHCARE	PLYMOUTH	123	75	0	7	0
OASIS AT DODGE PARK	WORCESTER	82	10	0	0	0
ODD FELLOWS HOME OF MASSACHUSETTS	WORCESTER	100	111	0	19	0
OOSTERMAN'S MELROSE REST HOME, INC	MIDDLESEX	25	0	0	0	0
OUR ISLAND HOME	NANTUCKET	45	1-4	0	0	0
OUR LADYS HAVEN OF FAIRHAVEN INC	BRISTOL	117	101	0	21	0
OVERLOOK MASONIC HEALTH CENTER	WORCESTER	181	61	0	8	0
PALM SKILLED NRSING CR & CTR FOR REHAB EXCELLENCE	MIDDLESEX	124	201	0	33	0
PALMER HEALTHCARE CENTER	HAMPDEN	61	65	0	11	0
PARK AVENUE HEALTH CENTER	MIDDLESEX	89	73	0	1-4	0
PARK PLACE REHABILITATION & SKILLED CARE CENTER	SUFFOLK	53	38	0	6	0
PARKWAY HEALTH AND REHABILITATION CENTER	SUFFOLK	141	61	0	13	0
PARSONS HILL REHABILITATION & HEALTH CARE CENTER	WORCESTER	162	184	0	6	0
PENACOOK PLACE	ESSEX	160	113	0	15	0
PENNY LANE	WORCESTER	26	13	0	0	0
PETTEE HOUSE	MIDDLESEX	24	0	0	0	0
PHILLIPS MANOR NURSING HOME	ESSEX	29	22	0	5	0
PILGRIM REHABILITATION & SKILLED NURSING CENTER	ESSEX	152	153	0	21	0
PINE KNOLL NURSING CENTER	MIDDLESEX	81	84	0	17	0
PLEASANT ACRES REST HOME LLC	WORCESTER	14	1-4	0	0	0
PLEASANT BAY OF BREWSTER REHAB CENTER	BARNSTABLE	135	134	1-4	18	0
PLEASANT STREET REST HOME, INC.	BRISTOL	60	22	0	0	0
PLYMOUTH HARBORSIDE HEALTHCARE	PLYMOUTH	101	84	0	10	0
PLYMOUTH REHABILITATION & HEALTH CARE CENTER	PLYMOUTH	186	32	0	0	0
POET'S SEAT HEALTH CARE CENTER	FRANKLIN	63	40	0	13	0
POND HOME	NORFOLK	43	15	0	0	0
POPE NURSING HOME	NORFOLK	49	57	0	17	0
PORT HEALTHCARE CENTER	ESSEX	123	62	0	6	0
PRESCOTT HOUSE	ESSEX	126	72	0	21	0
PRESENTATION REHAB AND SKILLED CARE CENTER	SUFFOLK	122	115	0	20	0

\*Staff and residents; \*\*Cumulative COVID-19 deaths –includes residents only. \*\*\*Facility is closed. Data will continue to be included for completeness but will not change except for the result of data cleaning.+Cases and deaths in the previous 14 days were identified from 4/17/2021 to 4/30/2021. For more data details on Long Term Care Facilities please see page 3.



# Massachusetts Department of Public Health COVID-19 Dashboard - COVID Cases and Facility-Reported Deaths in Long Term Care Facilities (11/14)

Thursday, May 6, 2021

Cumulative data collected as of 5/3/2021

Facility ▲	County	Total licensed beds	Total Cases*	Cases in the Previous 14 Days+	Total Deaths**	Deaths in the Previous 14 Days+
QUABBIN VALLEY HEALTHCARE	WORCESTER	142	122	0	22	0
QUABOAG REHABILITATION & SKILLED CARE FACILITY	WORCESTER	166	127	0	6	0
QUEEN ANNE NURSING HOME	PLYMOUTH	106	103	0	18	0
QUINCY HEALTH AND REHABILITATION CENTER LLC	NORFOLK	126	109	0	30	0
RECUPERATIVE SERVICES UNIT-HEBREW REHAB CENTER	SUFFOLK	50	333	0	7	0
REHABILITATION & NURSING CENTER AT EVERETT (THE)	MIDDLESEX	183	102	0	18	0
RENAISSANCE MANOR ON CABOT	HAMPDEN	61	49	0	1-4	0
REVOLUTION CHARLWELL	NORFOLK	124	82	0	20	0
REVOLUTION KIMWELL	BRISTOL	124	148	0	16	0
RIVER TERRACE REHABILITATION AND HEALTHCARE CTR	WORCESTER	82	109	0	20	0
RIVER VALLEY REST HOME	HAMPSHIRE	25	15	0	0	0
RIVERBEND OF SOUTH NATICK	MIDDLESEX	55	20	0	1-4	0
RIVERCREST LONG TERM CARE	MIDDLESEX	42	30	0	12	0
ROCKRIDGE AT LAUREL PARK	HAMPSHIRE	61	1-4	0	0	0
ROSEWOOD MANOR REST HOME	BARNSTABLE	33	5	0	0	0
ROYAL AT WAYLAND REHABILITATION AND NURSING CENTER	MIDDLESEX	40	34	0	10	0
ROYAL BRAINTREE NURSING AND REHABILITATION CENTER	NORFOLK	204	175	0	24	0
ROYAL CAPE COD NURSING & REHABILITATION CENTER	BARNSTABLE	99	102	0	14	0
ROYAL MEADOW VIEW CENTER	MIDDLESEX	113	94	0	11	0
ROYAL MEGANSETT NURSING & REHABILITATION	BARNSTABLE	90	24	0	0	0
ROYAL NORWELL NURSING & REHABILITATION CENTER LLC	PLYMOUTH	86	55	0	15	0
ROYAL NURSING CENTER	BARNSTABLE	121	79	0	16	0
ROYAL OF COTUIT	BARNSTABLE	120	33	0	6	0
ROYAL OF FAIRHAVEN NURSING CENTER	BRISTOL	107	79	0	15	0
ROYAL WOOD MILL CENTER	ESSEX	94	59	0	13	0
SACHEM CENTER FOR HEALTH & REHABILITATION	PLYMOUTH	111	87	0	12	0
SACRED HEART NURSING HOME	BRISTOL	217	138	0	22	0
SALEM REHAB CENTER	ESSEX	123	105	0	15	0
SANCTA MARIA NURSING FACILITY	MIDDLESEX	141	122	0	17	0
SARAH BRAYTON NURSING CARE CTR	BRISTOL	183	135	0	25	0
SAUGUS REHAB AND NURSING	ESSEX	80	63	0	1-4	0
SAVOY NURSING & REHAB CTR	BRISTOL	39	34	0	0	0
SEA VIEW CONVALESCENT AND NURSING HOME	ESSEX	62	33	0	1-4	0
SEACOAST NURSING & REHABILITATION CENTER INC	ESSEX	142	35	1-4	0	0

\*Staff and residents; \*\*Cumulative COVID-19 deaths –includes residents only. \*\*\*Facility is closed. Data will continue to be included for completeness but will not change except for the result of data cleaning.+Cases and deaths in the previous 14 days were identified from 4/17/2021 to 4/30/2021. For more data details on Long Term Care Facilities please see page 3.



# Massachusetts Department of Public Health COVID-19 Dashboard - COVID Cases and Facility-Reported Deaths in Long Term Care Facilities (12/14)

Thursday, May 6, 2021  
Cumulative data collected as of 5/3/2021

Facility ▲	County	Total licensed beds	Total Cases*	Cases in the Previous 14 Days+	Total Deaths**	Deaths in the Previous 14 Days+
SERENITY HILL NURSING CENTER	NORFOLK	44	31	0	1-4	0
SERENITY REST HOME LLC	PLYMOUTH	24	12	0	1-4	0
SETH MANN 2ND HME FOR AGED/INFI WOM	NORFOLK	5	0	0	0	0
SEVEN HILLS PEDIATRIC CENTER	MIDDLESEX	83	41	0	0	0
SHERRILL HOUSE	SUFFOLK	196	187	1-4	30	0
SHREWSBURY NURSING & REHABILITATION CENTER	WORCESTER	99	75	0	21	0
SIPPICAN HEALTHCARE CENTER	PLYMOUTH	123	112	0	27	0
SIXTEEN ACRES HEALTHCARE CENTER	HAMPDEN	120	105	0	16	0
SKILLED NURSING FACILITY AT NORTH HILL (THE)	NORFOLK	72	66	0	9	0
SOMERSET RIDGE CENTER	BRISTOL	135	98	0	14	0
SOPHIA SNOW HOUSE	SUFFOLK	36	1-4	0	1-4	0
SOUTH COVE MANOR NURSING & REHABILITATION CENTER	NORFOLK	141	24	1-4	0	0
SOUTH DENNIS HEALTHCARE	BARNSTABLE	128	55	0	1-4	0
SOUTHBRIDGE REHABILITATION & HEALTH CARE CENTER	WORCESTER	144	95	0	17	0
SOUTHEAST HEALTH CARE CENTER	BRISTOL	171	189	0	20	0
SOUTHPOINTE REHAB CENTER	BRISTOL	152	154	1-4	24	0
SOUTHSHORE HEALTH CARE CENTER	PLYMOUTH	96	109	0	15	0
SOUTHWOOD AT NORWELL NURSING CTR	PLYMOUTH	142	34	0	19	0
SPAULDING NURSING & THERAPY CENTER - BRIGHTON	SUFFOLK	123	54	1-4	1-4	0
SPRINGSIDE REHABILITATION AND SKILLED CARE CENTER	BERKSHIRE	115	95	0	20	0
ST FRANCIS REHABILITATION & NURSING CENTER	WORCESTER	137	206	0	25	0
ST JOSEPH MANOR HEALTH CARE INC	PLYMOUTH	118	129	1-4	31	0
ST JOSEPH REHAB & NURSING CARE CENTER	SUFFOLK	123	134	0	27	0
ST LUKE'S HOME	HAMPDEN	89	56	0	1-4	0
ST MARY HEALTH CARE CENTER	WORCESTER	172	126	0	28	0
ST PATRICK'S MANOR	MIDDLESEX	333	254	0	31	0
STERLING VILLAGE	WORCESTER	143	175	0	14	0
STONE REHABILITATION AND SENIOR LIVING	MIDDLESEX	82	91	0	14	0
STONEHEDGE HEALTH CARE CENTER	SUFFOLK	79	60	0	1-4	0
SUDBURY PINES EXTENDED CARE	MIDDLESEX	92	82	0	12	0
SUNNY ACRES NURSING HOME	MIDDLESEX	93	111	0	16	0
SUTTON HILL CENTER	ESSEX	142	118	0	13	0
SWEET BROOK OF WILLIAMSTOWN REHABILITATION & N CTR***	BERKSHIRE	146	0	0	0	0
TERRACES ORLEANS (THE)	BARNSTABLE	50	7	0	0	0

\*Staff and residents; \*\*Cumulative COVID-19 deaths –includes residents only. \*\*\*Facility is closed. Data will continue to be included for completeness but will not change except for the result of data cleaning.+ Cases and deaths in the previous 14 days were identified from 4/17/2021 to 4/30/2021. For more data details on Long Term Care Facilities please see page 3.



# Massachusetts Department of Public Health COVID-19 Dashboard - COVID Cases and Facility-Reported Deaths in Long Term Care Facilities (13/14)

Thursday, May 6, 2021  
Cumulative data collected as of 5/3/2021

Facility ▲	County	Total licensed beds	Total Cases*	Cases in the Previous 14 Days+	Total Deaths**	Deaths in the Previous 14 Days+
THE BERKELEY RETIREMENT HOME	ESSEX	44	22	0	1-4	0
THE BOSTON HOME	SUFFOLK	96	42	1-4	1-4	0
THE BOSTONIAN NURSING CARE & REHABILITATION CTR	SUFFOLK	121	55	1-4	13	1-4
THE DOOLITTLE HOME	NORFOLK	32	1-4	0	1-4	0
THE HIGHLANDS	WORCESTER	168	144	0	16	0
THE LELAND HOME***	MIDDLESEX	40	8	0	0	0
THE MEADOWS	ESSEX	60	28	0	5	0
THE OAKS	BRISTOL	122	112	0	14	0
THE OXFORD REHABILITATION & HEALTH CARE CENTER	ESSEX	120	99	0	7	0
THE PAVILION	BARNSTABLE	82	54	0	1-4	0
THE RESERVOIR CENTER FOR HEALTH & REHABILITATION	MIDDLESEX	144	108	0	14	0
THOMAS UPHAM HOUSE	NORFOLK	42	7	0	0	0
TIMBERLYN HEIGHTS NURSING AND REHABILITATION	BERKSHIRE	71	40	0	1-4	0
TIMOTHY DANIELS HOUSE	MIDDLESEX	40	37	0	1-4	0
TOWN AND COUNTRY HEALTH CARE CENTER	MIDDLESEX	80	51	0	10	0
TREMONT HEALTH CARE CENTER	PLYMOUTH	104	94	6	9	0
TWIN OAKS REHAB AND NURSING	ESSEX	101	65	0	14	0
VERO HEALTH & REHAB OF AMESBURY	ESSEX	203	121	0	23	0
VERO HEALTH & REHAB OF HAMPDEN	HAMPDEN	100	89	0	21	0
VERO HEALTH & REHAB OF REVERE	SUFFOLK	119	63	0	5	0
VERO HEALTH & REHAB OF SOUTH HADLEY	HAMPSHIRE	132	120	0	23	0
VERO HEALTH & REHAB OF WATERTOWN	MIDDLESEX	163	117	0	1-4	0
VERO HEALTH & REHAB OF WILBRAHAM	HAMPDEN	135	124	0	15	0
VERO HEALTH & REHAB OF WORCESTER	WORCESTER	160	85	1-4	9	0
VICTORIA HAVEN NURSING FACILITY	NORFOLK	31	1-4	0	0	0
VILLAGE REST HOME (EASTON)	BRISTOL	14	6	0	1-4	0
VILLAGE REST HOME (LEOMINSTER)	WORCESTER	25	1-4	0	0	0
VILLAGE REST HOME II OF BROCKTON	PLYMOUTH	16	1-4	0	0	0
VNA SENIOR LIVING - HIGHLAND AVENUE CAMPUS	MIDDLESEX	84	41	0	6	0
WACHUSETT MANOR	WORCESTER	96	86	0	15	0
WAKEFIELD CENTER	MIDDLESEX	149	125	0	20	0
WALPOLE HEALTHCARE	NORFOLK	90	52	0	10	0
WAREHAM HEALTHCARE	PLYMOUTH	175	7	0	0	0
WATERVIEW LODGE LLC	MIDDLESEX	103	82	0	14	0

\*Staff and residents; \*\*Cumulative COVID-19 deaths –includes residents only. \*\*\*Facility is closed. Data will continue to be included for completeness but will not change except for the result of data cleaning.+Cases and deaths in the previous 14 days were identified from 4/17/2021 to 4/30/2021. For more data details on Long Term Care Facilities please see page 3.





# Massachusetts Department of Public Health COVID-19 Dashboard - COVID Cases and Facility-Reported Deaths in Long Term Care Facilities (14/14)

Thursday, May 6, 2021  
Cumulative data collected as of 5/3/2021

Facility ▲	County	Total licensed beds	Total Cases*	Cases in the Previous 14 Days+	Total Deaths**	Deaths in the Previous 14 Days+
WEBSTER MANOR REHABILITATION & HEALTH CARE CENTER	WORCESTER	135	124	0	9	0
WEBSTER PARK REHABILITATION AND HEALTHCARE CENTER	PLYMOUTH	110	93	0	16	0
WEDGEMERE HEALTHCARE	BRISTOL	94	58	0	1-4	0
WEST NEWTON HEALTHCARE	MIDDLESEX	123	68	0	12	0
WEST ROXBURY HEALTH & REHABILITATION CENTER	SUFFOLK	76	53	0	6	0
WEST SIDE HOUSE LTC FACILITY	WORCESTER	91	77	0	9	0
WESTBOROUGH HEALTHCARE	WORCESTER	117	89	0	22	0
WESTFIELD CENTER	HAMPDEN	98	17	0	0	0
WESTFIELD GARDENS NURSING AND REHAB	HAMPDEN	80	66	0	13	0
WESTFORD HOUSE	MIDDLESEX	123	64	0	9	0
WESTVIEW REST HOME	PLYMOUTH	20	1-4	0	0	0
WHITTIER BRADFORD TRANSITIONAL CARE UNIT	ESSEX	20	11	0	0	0
WHITTIER WESTBOROUGH TRANSITIONAL CARE UNIT	WORCESTER	19	7	0	0	0
WILLIAMSTOWN COMMONS NURSING & REHAB	BERKSHIRE	180	105	0	24	0
WILLIMANSETT CENTER EAST	HAMPDEN	85	47	0	6	0
WILLIMANSETT CENTER WEST	HAMPDEN	103	35	0	5	0
WILLOW MANOR	MIDDLESEX	90	72	1-4	1-4	0
WILLOWBROOK MANOR REST HOME	NORFOLK	26	1-4	0	0	0
WILLOWS AT WORCESTER (THE)	WORCESTER	28	1-4	0	0	0
WILMINGTON REHAB CENTER	MIDDLESEX	142	118	0	31	0
WINCHESTER NURSING CENTER	MIDDLESEX	121	36	0	1-4	0
WINDEMERE NURSING & REHAB CTR ON MARTHAS VINEYARD	DUKES	106	1-4	0	0	0
WINDSOR NURSING & RETIREMENT HOME	BARNSTABLE	120	48	0	1-4	0
WINGATE AT CHESTNUT HILL	NORFOLK	135	69	0	11	0
WINGATE AT HARWICH	BARNSTABLE	135	141	0	28	0
WINGATE AT HAVERHILL	ESSEX	146	101	0	15	0
WINGATE AT NEEDHAM	NORFOLK	142	130	0	6	0
WINGATE AT NORTON***	BRISTOL	106	75	0	5	0
WINGATE AT SILVER LAKE	PLYMOUTH	164	105	0	18	0
WINGATE AT WESTON***	MIDDLESEX	160	59	0	22	0
WINTER HILL REST HOME	WORCESTER	15	0	0	0	0
WOBBURN NURSING CENTER	MIDDLESEX	140	144	0	15	0
WORCESTER REHABILITATION & HEALTH CARE CENTER	WORCESTER	160	92	0	8	0

\*Staff and residents; \*\*Cumulative COVID-19 deaths –includes residents only. \*\*\*Facility is closed. Data will continue to be included for completeness but will not change except for the result of data cleaning.+ Cases and deaths in the previous 14 days were identified from 4/17/2021 to 4/30/2021. For more data details on Long Term Care Facilities please see page 3.





# Long-Term Care Staff Surveillance Testing

- On June 30, 2020, the Commonwealth issued an evidence-based surveillance testing policy for long-term care facilities to further support the safe care of vulnerable residents in these settings. This [testing policy](#) has been updated to align with federal policy and as more is learned about COVID-19
- Nursing facilities and rest homes are required to comply with the surveillance testing regimen, and may be subject to financial sanctions for non-compliance**
- Nursing facilities and rest homes were required to perform baseline testing of at least 90% of staff by July 19, 2020
- Facilities are required to conduct surveillance testing every other week among staff who are fully vaccinated against COVID-19, and weekly among staff who are not fully vaccinated against COVID-19. Fully vaccinated means staff are 14 days or more from receiving the final vaccine in the series.
- This report includes information on the percentage of staff tested at each facility from the latest complete reporting period, and whether a facility was in compliance with state requirements
- The state is supporting surveillance testing costs for nursing facilities and rest homes

Testing Results (Through 4/29/2021)	Total facilities required to submit testing data	423
	In Compliance <i>(Total facilities attesting to achieving testing threshold)</i>	306
	Not in Compliance <i>(Total facilities not achieving testing threshold)</i>	80
	Not in Compliance Incomplete Reporting <i>(Total facilities that did not submit complete testing data)</i>	37

Note: Beginning with the April 8, 2021 report, these pages will be updated every other week. The next update will be published on May 20, 2021.



## Long Term Care Facility Staff Testing

Facility Name	City/Town	Facility Type	Reporting Period	Percent of Staff Tested	Current Staff Testing Compliance
ABERJONA NURSING CENTER, INC.	WINCHESTER	Nursing Facility	4/15 - 4/29	100%	In Compliance
ACADEMY MANOR	ANDOVER	Nursing Facility	4/15 - 4/29	100%	In Compliance
ADVINIA CARE AT PROVINCETOWN	PROVINCETOWN	Nursing Facility	4/15 - 4/29	100%	In Compliance
ADVOCATE HEALTHCARE OF EAST BOSTON	BOSTON	Nursing Facility	4/15 - 4/29	94%	In Compliance
AGAWAM HEALTHCARE	AGAWAM	Nursing Facility	4/15 - 4/29	0%	Not In Compliance - Incomplete Reporting
ALDEN COURT NURSING CARE & REHAB CTR	FAIRHAVEN	Nursing Facility	4/15 - 4/29	100%	In Compliance
ALLIANCE HEALTH AT ABBOTT	LYNN	Nursing Facility	4/15 - 4/29	100%	In Compliance
ALLIANCE HEALTH AT BALDWINVILLE	TEMPLETON	Nursing Facility	4/15 - 4/29	96%	In Compliance
ALLIANCE HEALTH AT BRAINTREE	BRAINTREE	Nursing Facility	4/15 - 4/29	96%	In Compliance
ALLIANCE HEALTH AT DEVEREUX	MARBLEHEAD	Nursing Facility	4/15 - 4/29	100%	In Compliance
ALLIANCE HEALTH AT MARIE ESTHER	MARLBOROUGH	Nursing Facility and Rest Home	4/15 - 4/29	100%	In Compliance
ALLIANCE HEALTH AT MARINA BAY	QUINCY	Nursing Facility	4/15 - 4/29	97%	In Compliance
ALLIANCE HEALTH AT ROSEWOOD	PEABODY	Nursing Facility	4/15 - 4/29	98%	In Compliance
ALLIANCE HEALTH AT WEST ACRES	BROCKTON	Nursing Facility	4/15 - 4/29	100%	In Compliance
ANN'S REST HOME	DORCHESTER	Rest Home	4/15 - 4/29	0%	Not In Compliance - Incomplete Reporting
APPLE VALLEY CENTER	AYER	Nursing Facility	4/15 - 4/29	64%	Not In Compliance
APPLEWOOD A HOME FOR ELDERS	ATHOL	Rest Home	4/15 - 4/29	100%	In Compliance
ARMENIAN NURSING & REHAB. CTR.	BOSTON	Nursing Facility	4/15 - 4/29	100%	In Compliance
ATTLEBORO HEALTHCARE	ATTLEBORO	Nursing Facility	4/15 - 4/29	0%	Not In Compliance - Incomplete Reporting
BAKER KATZ SKILLED NURSING & REHAB CTR	HAVERHILL	Nursing Facility	4/15 - 4/29	100%	In Compliance
BAYPATH AT DUXBURY NURSING & REHAB	DUXBURY	Nursing Facility	4/15 - 4/29	91%	In Compliance
BAYPOINTE REHAB CENTER	BROCKTON	Nursing Facility	4/15 - 4/29	94%	In Compliance
BEAR HILL HEALTHCARE AND REHABILITATION CENTER	STONEHAM	Nursing Facility	4/15 - 4/29	100%	In Compliance
BEAR MOUNTAIN AT ANDOVER	ANDOVER	Nursing Facility	4/15 - 4/29	100%	In Compliance
BEAR MOUNTAIN AT READING	READING	Nursing Facility	4/15 - 4/29	90%	In Compliance
BEAR MOUNTAIN AT SUDBURY	SUDBURY	Nursing Facility	4/15 - 4/29	0%	Not In Compliance

Note: The figures presented in this publication were self-reported by nursing facilities and rest homes. Facilities were also required to submit a signed attestation form certifying compliance with [MassHealth Nursing Facility Bulletin 162](#) or [Administrative Bulletin 21-09](#). See these documents for more information on the period over which testing occurred and how staff counts were reported.

(\*) Facility is closed. Data will continue to be included for completeness but will not change except for the result of data cleaning.



## Long Term Care Facility Staff Testing

Facility Name	City/Town	Facility Type	Reporting Period	Percent of Staff Tested	Current Staff Testing Compliance
BEAR MOUNTAIN AT WEST SPRINGFIELD	WEST SPRINGFIELD	Nursing Facility	4/15 - 4/29	47%	Not In Compliance
BEAR MOUNTAIN AT WORCESTER	WORCESTER	Nursing Facility	4/15 - 4/29	100%	In Compliance
BEAUMONT AT UNIVERSITY CAMPUS	WORCESTER	Nursing Facility	4/15 - 4/29	99%	In Compliance
BEAUMONT REHAB & SKD NATICK	NATICK	Nursing Facility	4/15 - 4/29	100%	In Compliance
BEAUMONT REHAB & SKD NORTHBOROUGH	NORTHBOROUGH	Nursing Facility	4/15 - 4/29	87%	Not In Compliance
BEAUMONT REHAB & SKD NORTHBRIDGE	NORTHBRIDGE	Nursing Facility	4/15 - 4/29	91%	In Compliance
BEAUMONT REHAB & SKD WESTBOROUGH	WESTBOROUGH	Nursing Facility	4/15 - 4/29	58%	Not In Compliance
BEAVEN KELLY HOME	HOLYOKE	Rest Home	4/15 - 4/29	67%	Not In Compliance
BELMONT MANOR NURSING HOME	BELMONT	Nursing Facility	4/15 - 4/29	99%	In Compliance
BELVIDERE HEALTHCARE CENTER	LOWELL	Nursing Facility	4/15 - 4/29	94%	In Compliance
BENJAMIN HEALTHCARE CENTER	BOSTON	Nursing Facility	4/15 - 4/29	0%	Not In Compliance - Incomplete Reporting
BERKELEY RETIREMENT HOME	LAWRENCE	Nursing Facility and Rest Home	4/15 - 4/29	100%	In Compliance
BERKSHIRE REHABILITATION & SKILLED CARE CENTER	SANDISFIELD	Nursing Facility	4/15 - 4/29	41%	Not In Compliance
BETHANY SKILLED NURSING FACILITY	FRAMINGHAM	Nursing Facility and Rest Home	4/15 - 4/29	96%	In Compliance
BLAIRE HOUSE LTCF MILFORD	MILFORD	Nursing Facility	4/15 - 4/29	100%	In Compliance
BLAIRE HOUSE LTCF TEWKSBURY	TEWKSBURY	Nursing Facility	4/15 - 4/29	92%	In Compliance
BLAIRE HOUSE LTCF WORCESTER	WORCESTER	Nursing Facility	4/15 - 4/29	97%	In Compliance
BLUE HILLS HEALTH & REHAB	STOUGHTON	Nursing Facility	4/15 - 4/29	90%	In Compliance
BLUEBERRY HILL REHAB & HEALTHCARE CTR	BEVERLY	Nursing Facility	4/15 - 4/29	92%	In Compliance
BOSTON HOME	BOSTON	Nursing Facility	4/15 - 4/29	94%	In Compliance
BOSTONIAN NURSING CARE & REHABILITATION CTR, THE	BOSTON	Nursing Facility	4/15 - 4/29	100%	In Compliance
BOURNE MANOR EXT CARE FACILITY	BOURNE	Nursing Facility	4/15 - 4/29	94%	In Compliance
BRAINTREE MANOR HEALTHCARE	BRAINTREE	Nursing Facility	4/15 - 4/29	0%	Not In Compliance - Incomplete Reporting
BRANDON WOODS OF DARTMOUTH	DARTMOUTH	Nursing Facility	4/15 - 4/29	100%	In Compliance
BRANDON WOODS OF NEW BEDFORD	NEW BEDFORD	Nursing Facility	4/15 - 4/29	100%	In Compliance

Note: The figures presented in this publication were self-reported by nursing facilities and rest homes. Facilities were also required to submit a signed attestation form certifying compliance with [MassHealth Nursing Facility Bulletin 162](#) or [Administrative Bulletin 21-09](#). See these documents for more information on the period over which testing occurred and how staff counts were reported.

(\*) Facility is closed. Data will continue to be included for completeness but will not change except for the result of data cleaning.



## Long Term Care Facility Staff Testing

Facility Name	City/Town	Facility Type	Reporting Period	Percent of Staff Tested	Current Staff Testing Compliance
BRENTWOOD REHAB & HEALTHCARE CTR	DANVERS	Nursing Facility	4/15 - 4/29	100%	In Compliance
BRIARWOOD REHAB & HEALTHCARE CTR	NEEDHAM	Nursing Facility	4/15 - 4/29	92%	In Compliance
BRIDGEWATER NURSING HOME	BRIDGEWATER	Nursing Facility	4/15 - 4/29	50%	Not In Compliance
BRIGHAM HEALTH & REHAB CENTER LLC	NEWBURYPORT	Nursing Facility	4/15 - 4/29	97%	In Compliance
BRIGHTON HOUSE REHAB & NURSING CTR	BOSTON	Nursing Facility	4/15 - 4/29	80%	Not In Compliance
BROCKTON HEALTH CENTER	BROCKTON	Nursing Facility	4/15 - 4/29	94%	In Compliance
BROOK HAVEN ASSISTED CARE, INC.	WEST BROOKFIELD	Rest Home	4/15 - 4/29	25%	Not In Compliance
BROOKSIDE REHAB & HEALTHCARE CENTER	WEBSTER	Nursing Facility	4/15 - 4/29	96%	In Compliance
BRUSH HILL CARE CENTER	MILTON	Nursing Facility	4/15 - 4/29	83%	Not In Compliance
BUCKLEY-GREENFIELD HEALTHCARE CTR	GREENFIELD	Nursing Facility	4/15 - 4/29	100%	In Compliance
BURGOYNE REST HOME	BOSTON	Rest Home	4/15 - 4/29	0%	Not In Compliance - Incomplete Reporting
CALDWELL HOME - EXTENDED CARE	FITCHBURG	Rest Home	4/15 - 4/29	0%	Not In Compliance - Incomplete Reporting
CAMBRIDGE REHAB & NURSING CTR	CAMBRIDGE	Nursing Facility	4/15 - 4/29	98%	In Compliance
CAMPION HEALTH & WELLNESS, INC	WESTON	Nursing Facility and Rest Home	4/15 - 4/29	90%	In Compliance
CAPE HERITAGE REHAB & HLTH CARE CTR	SANDWICH	Nursing Facility	4/15 - 4/29	94%	In Compliance
CAPE REGENCY REHAB & HLTH CARE CTR	BARNSTABLE	Nursing Facility	4/15 - 4/29	100%	In Compliance
CAPE WINDS REST HOME OF SANDWICH	SANDWICH	Rest Home	4/15 - 4/29	100%	In Compliance
CAPE WINDS RH OF HYANNIS	BARNSTABLE	Rest Home	4/15 - 4/29	0%	Not In Compliance - Incomplete Reporting
CARDIGAN NURSING & REHABILITATION CTR	SCITUATE	Nursing Facility	4/15 - 4/29	100%	In Compliance
CARE ONE AT BROOKLINE	BROOKLINE	Nursing Facility	4/15 - 4/29	95%	In Compliance
CARE ONE AT CONCORD	CONCORD	Nursing Facility	4/15 - 4/29	91%	In Compliance
CARE ONE AT ESSEX PARK	BEVERLY	Nursing Facility	4/15 - 4/29	94%	In Compliance
CARE ONE AT HOLYOKE	HOLYOKE	Nursing Facility	4/15 - 4/29	100%	In Compliance
CARE ONE AT LEXINGTON	LEXINGTON	Nursing Facility	4/15 - 4/29	100%	In Compliance
CARE ONE AT LOWELL	LOWELL	Nursing Facility	4/15 - 4/29	47%	Not In Compliance
CARE ONE AT MILLBURY	MILLBURY	Nursing Facility	4/15 - 4/29	100%	In Compliance

Note: The figures presented in this publication were self-reported by nursing facilities and rest homes. Facilities were also required to submit a signed attestation form certifying compliance with [MassHealth Nursing Facility Bulletin 162](#) or [Administrative Bulletin 21-09](#). See these documents for more information on the period over which testing occurred and how staff counts were reported.

(\*) Facility is closed. Data will continue to be included for completeness but will not change except for the result of data cleaning.



## Long Term Care Facility Staff Testing

Facility Name	City/Town	Facility Type	Reporting Period	Percent of Staff Tested	Current Staff Testing Compliance
CARE ONE AT NEW BEDFORD	NEW BEDFORD	Nursing Facility	4/15 - 4/29	100%	In Compliance
CARE ONE AT NEWTON	NEWTON	Nursing Facility	4/15 - 4/29	0%	Not In Compliance - Incomplete Reporting
CARE ONE AT NORTHAMPTON	NORTHAMPTON	Nursing Facility	4/15 - 4/29	100%	In Compliance
CARE ONE AT PEABODY	PEABODY	Nursing Facility	4/15 - 4/29	24%	Not In Compliance
CARE ONE AT RANDOLPH	RANDOLPH	Nursing Facility	4/15 - 4/29	100%	In Compliance
CARE ONE AT REDSTONE	EAST LONGMEADOW	Nursing Facility	4/15 - 4/29	100%	In Compliance
CARE ONE AT WEYMOUTH	WEYMOUTH	Nursing Facility	4/15 - 4/29	36%	Not In Compliance
CARE ONE AT WILMINGTON	WILMINGTON	Nursing Facility	4/15 - 4/29	100%	In Compliance
CARLETON-WILLARD VILLAGE RETIREMENT & NURSING CTR	BEDFORD	Nursing Facility and Rest Home	4/15 - 4/29	93%	In Compliance
CARLYLE HOUSE	FRAMINGHAM	Nursing Facility	4/15 - 4/29	100%	In Compliance
CARVALHO GROVE HEALTH AND REHABILITATION CENTER	FALL RIVER	Nursing Facility	4/15 - 4/29	95%	In Compliance
CASA DE RAMANA REHABILITATION CENTER	FRAMINGHAM	Nursing Facility	4/15 - 4/29	100%	In Compliance
CATHOLIC MEMORIAL HOME	FALL RIVER	Nursing Facility	4/15 - 4/29	100%	In Compliance
CEDAR VIEW REHAB & HEALTHCARE CTR	METHUEN	Nursing Facility	4/15 - 4/29	100%	In Compliance
CEDARWOOD GARDENS	FRANKLIN	Nursing Facility	4/15 - 4/29	100%	In Compliance
CENTER FOR EXTENDED CARE AT AMHERST	AMHERST	Nursing Facility	4/15 - 4/29	93%	In Compliance
CHAPIN CENTER	SPRINGFIELD	Nursing Facility	4/15 - 4/29	100%	In Compliance
CHARLENE MANOR EXT. CARE FAC.	GREENFIELD	Nursing Facility	4/15 - 4/29	100%	In Compliance
CHARLTON MANOR RH, INC.	CHARLTON	Rest Home	4/15 - 4/29	100%	In Compliance
CHESTNUT HILL OF EAST LONGMEADOW	EAST LONGMEADOW	Nursing Facility	4/15 - 4/29	100%	In Compliance
CHESTNUT WOODS REHAB & HEALTHCARE CTR	SAUGUS	Nursing Facility	4/15 - 4/29	100%	In Compliance
CHETWYNDE HEALTHCARE	NEWTON	Nursing Facility	4/15 - 4/29	0%	Not In Compliance - Incomplete Reporting
CHICOPEE REHABILITATION AND NURSING CENTER	CHICOPEE	Nursing Facility	4/15 - 4/29	100%	In Compliance
CHILTON HOUSE REST HOME	PLYMOUTH	Rest Home	4/15 - 4/29	100%	In Compliance

Note: The figures presented in this publication were self-reported by nursing facilities and rest homes. Facilities were also required to submit a signed attestation form certifying compliance with [MassHealth Nursing Facility Bulletin 162](#) or [Administrative Bulletin 21-09](#). See these documents for more information on the period over which testing occurred and how staff counts were reported.

(\*) Facility is closed. Data will continue to be included for completeness but will not change except for the result of data cleaning.





## Long Term Care Facility Staff Testing

Facility Name	City/Town	Facility Type	Reporting Period	Percent of Staff Tested	Current Staff Testing Compliance
CHRISTOPHER HOUSE OF WORCESTER	WORCESTER	Nursing Facility	4/15 - 4/29	93%	In Compliance
CLIFTON REHABILITATIVE NURG. CTR	SOMERSET	Nursing Facility	4/15 - 4/29	100%	In Compliance
COLEMAN HOUSE	NORTHBOROUGH	Nursing Facility	4/15 - 4/29	100%	In Compliance
COLONY CENTER HEALTH & REHAB	ABINGTON	Nursing Facility	4/15 - 4/29	100%	In Compliance
CONTINUING CARE II AT BROOKSBY VILLAGE	PEABODY	Nursing Facility	4/15 - 4/29	100%	In Compliance
COPLEY AT STOUGHTON NURG.CARE CTR	STOUGHTON	Nursing Facility	4/15 - 4/29	94%	In Compliance
COUNTRY CENTER FOR HEALTH & REHAB	NEWBURYPORT	Nursing Facility	4/15 - 4/29	100%	In Compliance
COUNTRY GARDENS HEALTH & REHAB CENTER	SWANSEA	Nursing Facility	4/15 - 4/29	56%	Not In Compliance
COUNTRYSIDE HEALTH CARE OF MILFORD	MILFORD	Nursing Facility	4/15 - 4/29	98%	In Compliance
COURTYARD NURSING CARE CENTER	MEDFORD	Nursing Facility	4/15 - 4/29	100%	In Compliance
CRANEVILLE PLACE AT DALTON	DALTON	Nursing Facility	4/15 - 4/29	94%	In Compliance
CRESCENT MANOR REST HOME	GRAFTON	Rest Home	4/15 - 4/29	100%	In Compliance
CUSHING MANOR COMM.SUPP.FAC.,INC.	BOSTON	Rest Home	4/15 - 4/29	100%	In Compliance
DAGGETT-CRANDALL NEWCOMB HOME	NORTON	Rest Home	4/15 - 4/29	96%	In Compliance
DALTON REST HOME	WORCESTER	Rest Home	4/15 - 4/29	0%	Not In Compliance
DARTMOUTH MANOR REST HOME	DARTMOUTH	Rest Home	4/15 - 4/29	100%	In Compliance
DAUGHTERS OF ST. PAUL RESIDENTIAL CARE FACILITY	JAMAICA PLAIN	Rest Home	4/15 - 4/29	100%	In Compliance
DAVENPORT MEMORIAL HOME	MALDEN	Rest Home	4/15 - 4/29	100%	In Compliance
DAYBROOK VILLAGE SENIOR LIVING	HOLYOKE	Nursing Facility	4/15 - 4/29	100%	In Compliance
DEDHAM HEALTHCARE	DEDHAM	Nursing Facility	4/15 - 4/29	0%	Not In Compliance - Incomplete Reporting
DEN-MAR HEALTH AND REHABILITATION CENTER	ROCKPORT	Nursing Facility	4/15 - 4/29	100%	In Compliance
DEXTER HOUSE HEALTHCARE	MALDEN	Nursing Facility	4/15 - 4/29	0%	Not In Compliance - Incomplete Reporting
DODGE PARK REST HOME	WORCESTER	Rest Home	4/15 - 4/29	100%	In Compliance
DONNA KAY REST HOME	WORCESTER	Rest Home	4/15 - 4/29	100%	In Compliance
DWYER HOME	WEYMOUTH	Nursing Facility	4/15 - 4/29	96%	In Compliance
D'YOUVILLE SENIOR CARE	LOWELL	Nursing Facility	4/15 - 4/29	95%	In Compliance

Note: The figures presented in this publication were self-reported by nursing facilities and rest homes. Facilities were also required to submit a signed attestation form certifying compliance with [MassHealth Nursing Facility Bulletin 162](#) or [Administrative Bulletin 21-09](#). See these documents for more information on the period over which testing occurred and how staff counts were reported.

(\*) Facility is closed. Data will continue to be included for completeness but will not change except for the result of data cleaning.



## Long Term Care Facility Staff Testing

Facility Name	City/Town	Facility Type	Reporting Period	Percent of Staff Tested	Current Staff Testing Compliance
EAST LONGMEADOW SKILLED NURSING CENTER	EAST LONGMEADOW	Nursing Facility	4/15 - 4/29	100%	In Compliance
EASTPOINTE REHAB CENTER	CHELSEA	Nursing Facility	4/15 - 4/29	81%	Not In Compliance
ELAINE CENTER AT HADLEY	HADLEY	Nursing Facility	4/15 - 4/29	100%	In Compliance
ELIOT CENTER FOR HEALTH & REHABILITATION	NATICK	Nursing Facility	4/15 - 4/29	97%	In Compliance
ELIZABETH CATHERINE REST HOME	WEYMOUTH	Rest Home	4/15 - 4/29	92%	In Compliance
ELIZABETH SETON	WELLESLEY	Nursing Facility	4/15 - 4/29	100%	In Compliance
ELLEN RICE REST HOME	SPRINGFIELD	Rest Home	4/15 - 4/29	0%	Not In Compliance
ELLIS NURSING HOME (THE)	NORWOOD	Nursing Facility	4/15 - 4/29	96%	In Compliance
FAIRHAVEN HEALTHCARE CENTER	LOWELL	Nursing Facility	4/15 - 4/29	100%	In Compliance
FAIRMOUNT REST HOME	HYDE PARK	Rest Home	4/15 - 4/29	100%	In Compliance
FAIRVIEW COMMONS NURSING & REHABILITATION CENTER	GREAT BARRINGTON	Nursing Facility	4/15 - 4/29	97%	In Compliance
FALL RIVER HEALTHCARE	FALL RIVER	Nursing Facility	4/15 - 4/29	0%	Not In Compliance - Incomplete Reporting
FALL RIVER JEWISH HOME, INC	FALL RIVER	Nursing Facility	4/15 - 4/29	92%	In Compliance
FARREN CARE CENTER*	MONTAGUE	Nursing Facility	4/15 - 4/29	N/A	N/A
FITCH HOME, INC. (THE)	MELROSE	Rest Home	4/15 - 4/29	85%	Not In Compliance
FITCHBURG HEALTHCARE	FITCHBURG	Nursing Facility	4/15 - 4/29	0%	Not In Compliance - Incomplete Reporting
FITCHBURG REHABILITATION AND NURSING CENTER	FITCHBURG	Nursing Facility	4/15 - 4/29	91%	In Compliance
FOREMOST AT SHARON	SHARON	Nursing Facility	4/15 - 4/29	0%	Not In Compliance - Incomplete Reporting
FULLER HOUSE OF STONEHAM REST HOME	STONEHAM	Rest Home	4/15 - 4/29	100%	In Compliance
GARDEN PLACE HEALTHCARE	ATTLEBORO	Nursing Facility	4/15 - 4/29	0%	Not In Compliance - Incomplete Reporting
GARDNER REHABILITATION AND NURSING CENTER	GARDNER	Nursing Facility	4/15 - 4/29	99%	In Compliance
GERMAN CENTER FOR EXTENDED CARE	BOSTON	Nursing Facility	4/15 - 4/29	91%	In Compliance
GLEN RIDGE NURSING CARE CENTER	MEDFORD	Nursing Facility	4/15 - 4/29	95%	In Compliance
GLOUCESTER HEALTHCARE	GLOUCESTER	Nursing Facility	4/15 - 4/29	0%	Not In Compliance - Incomplete Reporting
GOVERNORS CENTER	WESTFIELD	Nursing Facility	4/15 - 4/29	20%	Not In Compliance
GREENWOOD NURSING & REHABILITATION CENTER	WAKEFIELD	Nursing Facility	4/15 - 4/29	96%	In Compliance

Note: The figures presented in this publication were self-reported by nursing facilities and rest homes. Facilities were also required to submit a signed attestation form certifying compliance with [MassHealth Nursing Facility Bulletin 162](#) or [Administrative Bulletin 21-09](#). See these documents for more information on the period over which testing occurred and how staff counts were reported.

(\*) Facility is closed. Data will continue to be included for completeness but will not change except for the result of data cleaning.



## Long Term Care Facility Staff Testing

Facility Name	City/Town	Facility Type	Reporting Period	Percent of Staff Tested	Current Staff Testing Compliance
GUARDIAN CENTER (THE)	BROCKTON	Nursing Facility	4/15 - 4/29	92%	In Compliance
HALCYON HOUSE	METHUEN	Rest Home	4/15 - 4/29	100%	In Compliance
HALE-BARNARD CORPORATION	BOSTON	Rest Home	4/15 - 4/29	93%	In Compliance
HANCOCK PARK REHABILITATION AND NURSING CENTER	QUINCY	Nursing Facility	4/15 - 4/29	98%	In Compliance
HANNAH B G SHAW HOME FOR THE AGED	MIDDLEBOROUGH	Nursing Facility and Rest Home	4/15 - 4/29	95%	In Compliance
HANNAH DUSTON HEALTHCARE CENTER	HAVERHILL	Nursing Facility	4/15 - 4/29	98%	In Compliance
HARBOR HOUSE NURSING & REHABILITATION CENTER	HINGHAM	Nursing Facility	4/15 - 4/29	100%	In Compliance
HATHAWAY MANOR EXTENDED CARE	NEW BEDFORD	Nursing Facility	4/15 - 4/29	50%	Not In Compliance
HATHORNE HILL	DANVERS	Nursing Facility	4/15 - 4/29	60%	Not In Compliance
HAVENWOOD REST HOME	NEW BEDFORD	Rest Home	4/15 - 4/29	100%	In Compliance
HEATHWOOD HEALTHCARE	NEWTON	Nursing Facility	4/15 - 4/29	0%	Not In Compliance - Incomplete Reporting
HELLENIC NURSING & REHABILITATION CENTER	CANTON	Nursing Facility	4/15 - 4/29	93%	In Compliance
HERITAGE HALL EAST	AGAWAM	Nursing Facility	4/15 - 4/29	100%	In Compliance
HERITAGE HALL NORTH	AGAWAM	Nursing Facility	4/15 - 4/29	84%	Not In Compliance
HERITAGE HALL SOUTH	AGAWAM	Nursing Facility	4/15 - 4/29	86%	Not In Compliance
HERITAGE HALL WEST	AGAWAM	Nursing Facility	4/15 - 4/29	48%	Not In Compliance
HERMITAGE HEALTHCARE (THE)	WORCESTER	Nursing Facility	4/15 - 4/29	0%	Not In Compliance - Incomplete Reporting
HIGHLANDS, THE	FITCHBURG	Nursing Facility	4/15 - 4/29	85%	Not In Compliance
HIGHVIEW OF NORTHAMPTON	NORTHAMPTON	Nursing Facility	4/15 - 4/29	95%	In Compliance
HILLCREST COMMONS NURSING & REHABILITATION CENTER	PITTSFIELD	Nursing Facility	4/15 - 4/29	100%	In Compliance
HILLSIDE REST HOME	AMESBURY	Rest Home	4/15 - 4/29	0%	Not In Compliance
HOLDEN REHABILITATION & NURSING CENTER	HOLDEN	Nursing Facility	4/15 - 4/29	94%	In Compliance
HOLY TRINITY EASTERN ORTHODOX N & R CENTER	WORCESTER	Nursing Facility	4/15 - 4/29	31%	Not In Compliance
HOLYOKE HEALTHCARE CENTER	HOLYOKE	Nursing Facility	4/15 - 4/29	100%	In Compliance
HOME FOR AGED WOMEN-BROOKHOUSE	SALEM	Rest Home	4/15 - 4/29	100%	In Compliance

Note: The figures presented in this publication were self-reported by nursing facilities and rest homes. Facilities were also required to submit a signed attestation form certifying compliance with [MassHealth Nursing Facility Bulletin 162](#) or [Administrative Bulletin 21-09](#). See these documents for more information on the period over which testing occurred and how staff counts were reported.

(\*) Facility is closed. Data will continue to be included for completeness but will not change except for the result of data cleaning.





## Long Term Care Facility Staff Testing

Facility Name	City/Town	Facility Type	Reporting Period	Percent of Staff Tested	Current Staff Testing Compliance
HOMESTEAD HALL	WORCESTER	Rest Home	4/15 - 4/29	100%	In Compliance
HUNT NURSING & REHAB CENTER	DANVERS	Nursing Facility	4/15 - 4/29	97%	In Compliance
IVY HILL COURT, INC	HAVERHILL	Rest Home	4/15 - 4/29	71%	Not In Compliance
JEFFREY & SUSAN BRUDNICK CENTER FOR LIVING	PEABODY	Nursing Facility	4/15 - 4/29	94%	In Compliance
JESMOND NURSING HOME	NAHANT	Nursing Facility	4/15 - 4/29	100%	In Compliance
JEWISH HEALTHCARE CENTER	WORCESTER	Nursing Facility	4/15 - 4/29	93%	In Compliance
JML CARE CENTER INC	FALMOUTH	Nursing Facility	4/15 - 4/29	95%	In Compliance
JOHN ADAMS HEALTHCARE CENTER	QUINCY	Nursing Facility	4/15 - 4/29	100%	In Compliance
JOHN SCOTT HOUSE NURSING & REHABILITATION CENTER	BRAINTREE	Nursing Facility	4/15 - 4/29	93%	In Compliance
JULIAN J LEVITT FAMILY NURSING HOME	LONGMEADOW	Nursing Facility	4/15 - 4/29	97%	In Compliance
KATZMAN FAMILY CENTER FOR LIVING	CHELSEA	Nursing Facility	4/15 - 4/29	93%	In Compliance
KEYSTONE CENTER	LEOMINSTER	Nursing Facility	4/15 - 4/29	94%	In Compliance
KIMBALL FARMS NURSING CARE CENTER	LENEX	Nursing Facility	4/15 - 4/29	90%	In Compliance
KNOLLWOOD NURSING CENTER	WORCESTER	Nursing Facility	4/15 - 4/29	98%	In Compliance
LABELLE'S REST HOME	SHELBURNE	Rest Home	4/15 - 4/29	33%	Not In Compliance
LAFAYETTE REHABILITATION & SKILLED NURSING FACILITY	MARBLEHEAD	Nursing Facility	4/15 - 4/29	95%	In Compliance
LAKEVIEW HOUSE SKLDNRSG AND RESIDENTIAL CARE FAC	HAVERHILL	Nursing Facility and Rest Home	4/15 - 4/29	94%	In Compliance
LANESSA EXTENDED CARE	WEBSTER	Nursing Facility	4/15 - 4/29	78%	Not In Compliance
LATHROP HOME	NORTHAMPTON	Rest Home	4/15 - 4/29	100%	In Compliance
LAUREL RIDGE REHAB AND SKILLED CARE CENTER	BOSTON	Nursing Facility	4/15 - 4/29	92%	In Compliance
LEDGEWOOD REHABILITATION & SKILLED NURSING CENTER	BEVERLY	Nursing Facility	4/15 - 4/29	91%	In Compliance
LEE HEALTHCARE	LEE	Nursing Facility	4/15 - 4/29	0%	Not In Compliance - Incomplete Reporting
LELAND HOME*	WALTHAM	Rest Home	4/15 - 4/29	N/A	N/A
LEONARD FLORENCE CENTER FOR LIVING	CHELSEA	Nursing Facility	4/15 - 4/29	91%	In Compliance

Note: The figures presented in this publication were self-reported by nursing facilities and rest homes. Facilities were also required to submit a signed attestation form certifying compliance with [MassHealth Nursing Facility Bulletin 162](#) or [Administrative Bulletin 21-09](#). See these documents for more information on the period over which testing occurred and how staff counts were reported.

(\*) Facility is closed. Data will continue to be included for completeness but will not change except for the result of data cleaning.



## Long Term Care Facility Staff Testing

Facility Name	City/Town	Facility Type	Reporting Period	Percent of Staff Tested	Current Staff Testing Compliance
LIBERTY COMMONS	CHATHAM	Nursing Facility	4/15 - 4/29	100%	In Compliance
LIFE CARE CENTER OF ACTON	ACTON	Nursing Facility	4/15 - 4/29	100%	In Compliance
LIFE CARE CENTER OF ATTLEBORO	ATTLEBORO	Nursing Facility	4/15 - 4/29	100%	In Compliance
LIFE CARE CENTER OF AUBURN	AUBURN	Nursing Facility	4/15 - 4/29	100%	In Compliance
LIFE CARE CENTER OF LEOMINSTER	LEOMINSTER	Nursing Facility	4/15 - 4/29	100%	In Compliance
LIFE CARE CENTER OF MERRIMACK VALLEY	BILLERICA	Nursing Facility	4/15 - 4/29	92%	In Compliance
LIFE CARE CENTER OF NASHOBA VALLEY	LITTLETON	Nursing Facility	4/15 - 4/29	90%	In Compliance
LIFE CARE CENTER OF PLYMOUTH	PLYMOUTH	Nursing Facility	4/15 - 4/29	91%	In Compliance
LIFE CARE CENTER OF RAYNHAM	RAYNHAM	Nursing Facility	4/15 - 4/29	96%	In Compliance
LIFE CARE CENTER OF STONEHAM	STONEHAM	Nursing Facility	4/15 - 4/29	100%	In Compliance
LIFE CARE CENTER OF THE NORTH SHORE	LYNN	Nursing Facility	4/15 - 4/29	92%	In Compliance
LIFE CARE CENTER OF THE SOUTH SHORE	SCITUATE	Nursing Facility	4/15 - 4/29	100%	In Compliance
LIFE CARE CENTER OF WEST BRIDGEWATER	WEST BRIDGEWATER	Nursing Facility	4/15 - 4/29	91%	In Compliance
LIFE CARE CENTER OF WILBRAHAM	WILBRAHAM	Nursing Facility	4/15 - 4/29	100%	In Compliance
LIGHTHOUSE NURSING CARE CENTER	REVERE	Nursing Facility	4/15 - 4/29	97%	In Compliance
LINCOLN HILL MANOR	SPENCER	Rest Home	4/15 - 4/29	100%	In Compliance
LINDA MANOR EXTENDED CARE FACILITY	NORTHAMPTON	Nursing Facility	4/15 - 4/29	100%	In Compliance
LINDEN PONDS	HINGHAM	Nursing Facility and Rest Home	4/15 - 4/29	95%	In Compliance
LONGMEADOW OF TAUNTON	TAUNTON	Nursing Facility	4/15 - 4/29	100%	In Compliance
LOOMIS LAKESIDE AT REEDS LANDING	SPRINGFIELD	Nursing Facility	4/15 - 4/29	100%	In Compliance
LUTHERAN REHABILITATION & SKILLED CARE CENTER	WORCESTER	Nursing Facility and Rest Home	4/15 - 4/29	94%	In Compliance
LYDIA TAFT HOUSE	UXBRIDGE	Nursing Facility	4/15 - 4/29	100%	In Compliance
LYNN HOME FOR ELDERLY PERSONS	LYNN	Rest Home	4/15 - 4/29	93%	In Compliance
LYNN SHORE REST HOME	LYNN	Rest Home	4/15 - 4/29	17%	Not In Compliance
M I NURSING & RESTORATIVE CENTER	LAWRENCE	Nursing Facility	4/15 - 4/29	0%	Not In Compliance - Incomplete Reporting

Note: The figures presented in this publication were self-reported by nursing facilities and rest homes. Facilities were also required to submit a signed attestation form certifying compliance with [MassHealth Nursing Facility Bulletin 162](#) or [Administrative Bulletin 21-09](#). See these documents for more information on the period over which testing occurred and how staff counts were reported.

(\*) Facility is closed. Data will continue to be included for completeness but will not change except for the result of data cleaning.



## Long Term Care Facility Staff Testing

Facility Name	City/Town	Facility Type	Reporting Period	Percent of Staff Tested	Current Staff Testing Compliance
MADONNA MANOR NURSING HOME	NORTH ATTLEBORO	Nursing Facility	4/15 - 4/29	92%	In Compliance
MAPLES REHABILITATION & NURSING CENTER	WRENTHAM	Nursing Facility	4/15 - 4/29	98%	In Compliance
MAPLEWOOD REHAB AND NURSING	AMESBURY	Nursing Facility	4/15 - 4/29	100%	In Compliance
MARIAN MANOR	BOSTON	Nursing Facility and Rest Home	4/15 - 4/29	99%	In Compliance
MARIAN MANOR OF TAUNTON	TAUNTON	Nursing Facility	4/15 - 4/29	100%	In Compliance
MARILLAC RESIDENCE	WELLESLEY	Rest Home	4/15 - 4/29	100%	In Compliance
MARISTHILL NURSING & REHABILITATION CENTER	WALTHAM	Nursing Facility	4/15 - 4/29	100%	In Compliance
MARLBOROUGH HILLS REHABILITATION & HLTH CARE CTR	MARLBOROUGH	Nursing Facility	4/15 - 4/29	100%	In Compliance
MARY ANN MORSE NURSING & REHABILITATION	NATICK	Nursing Facility	4/15 - 4/29	91%	In Compliance
MARY'S MEADOW AT PROVIDENCE PLACE	HOLYOKE	Nursing Facility	4/15 - 4/29	75%	Not In Compliance
MASCONOMET HEALTHCARE CENTER	TOPSFIELD	Nursing Facility	4/15 - 4/29	100%	In Compliance
MATTAPAN HEALTH & REHABILITATION CENTER	BOSTON	Nursing Facility	4/15 - 4/29	46%	Not In Compliance
MAYFLOWER PLACE NURSING & REHABILITATION CENTER	YARMOUTH	Nursing Facility	4/15 - 4/29	61%	Not In Compliance
MEADOW GREEN NURSING AND REHABILITATION CENTER	WALTHAM	Nursing Facility	4/15 - 4/29	100%	In Compliance
MEADOWS OF CENTRAL MASSACHUSETTS (THE)	LEICESTER	Nursing Facility	4/15 - 4/29	100%	In Compliance
MEDFORD REHABILITATION AND NURSING CENTER	MEDFORD	Nursing Facility	4/15 - 4/29	100%	In Compliance
MEDWAY COUNTRY MANOR SKILLED NURSING & REHABILITATION	MEDWAY	Nursing Facility	4/15 - 4/29	100%	In Compliance
MELROSE HEALTHCARE	MELROSE	Nursing Facility	4/15 - 4/29	0%	Not In Compliance - Incomplete Reporting
MERRIMACK VALLEY HEALTH CENTER	AMESBURY	Nursing Facility	4/15 - 4/29	100%	In Compliance
MILFORD CENTER	MILFORD	Nursing Facility	4/15 - 4/29	94%	In Compliance
MILL POND REST HOME	ASHLAND	Rest Home	4/15 - 4/29	100%	In Compliance
MONT MARIE REHABILITATION & HEALTHCARE CENTER	HOLYOKE	Nursing Facility	4/15 - 4/29	0%	Not In Compliance - Incomplete Reporting

Note: The figures presented in this publication were self-reported by nursing facilities and rest homes. Facilities were also required to submit a signed attestation form certifying compliance with [MassHealth Nursing Facility Bulletin 162](#) or [Administrative Bulletin 21-09](#). See these documents for more information on the period over which testing occurred and how staff counts were reported.

(\*) Facility is closed. Data will continue to be included for completeness but will not change except for the result of data cleaning.



## Long Term Care Facility Staff Testing

Facility Name	City/Town	Facility Type	Reporting Period	Percent of Staff Tested	Current Staff Testing Compliance
MOUNT CARMEL CARE CENTER	LENOX	Nursing Facility	4/15 - 4/29	99%	In Compliance
MOUNT IDA REST HOME	NEWTON	Rest Home	4/15 - 4/29	100%	In Compliance
MOUNT SAINT VINCENT CARE CENTER	HOLYOKE	Nursing Facility	4/15 - 4/29	100%	In Compliance
MT GREYLOCK EXTENDED CARE FACILITY	PITTSFIELD	Nursing Facility	4/15 - 4/29	93%	In Compliance
MT. PLEASANT HOME	BOSTON	Rest Home	4/15 - 4/29	20%	Not In Compliance
NEMASKET HEALTHCARE CENTER	MIDDLEBOROUGH	Nursing Facility	4/15 - 4/29	100%	In Compliance
NEVILLE CENTER AT FRESH POND FOR NURSING & REHAB	CAMBRIDGE	Nursing Facility	4/15 - 4/29	82%	Not In Compliance
NEVINS NURSING & REHABILITATION CENTER	METHUEN	Nursing Facility	4/15 - 4/29	100%	In Compliance
NEW BEDFORD JEWISH CONVALESCENT HOME, INC	NEW BEDFORD	Nursing Facility	4/15 - 4/29	99%	In Compliance
NEW ENGLAND HOMES FOR THE DEAF, INC	DANVERS	Nursing Facility and Rest Home	4/15 - 4/29	100%	In Compliance
NEW ENGLAND PEDIATRIC CARE	BILLERICA	Nursing Facility	4/15 - 4/29	91%	In Compliance
NEWBURYPORT SOCIETY - OF AGED MEN	NEWBURYPORT	Rest Home	4/15 - 4/29	100%	In Compliance
NEWTON WELLESLEY CENTER FOR ALZHEIMER'S CARE	WELLESLEY	Nursing Facility	4/15 - 4/29	91%	In Compliance
NORTH ADAMS COMMONS NURSING & REHABILITATION CENTER	NORTH ADAMS	Nursing Facility	4/15 - 4/29	94%	In Compliance
NORTH END REHABILITATION AND HEALTHCARE CENTER	BOSTON	Nursing Facility	4/15 - 4/29	97%	In Compliance
NORTHWOOD REHABILITATION & HEALTHCARE CENTER	LOWELL	Nursing Facility	4/15 - 4/29	73%	Not In Compliance
NORWOOD HEALTHCARE	NORWOOD	Nursing Facility	4/15 - 4/29	0%	Not In Compliance - Incomplete Reporting
NOTRE DAME LONG TERM CARE CENTER	WORCESTER	Nursing Facility	4/15 - 4/29	80%	Not In Compliance
OAK KNOLL HEALTHCARE CENTER	FRAMINGHAM	Nursing Facility	4/15 - 4/29	92%	In Compliance
OAKDALE REHABILITATION & SKILLED NURSING CENTER	WEST BOYLSTON	Nursing Facility	4/15 - 4/29	93%	In Compliance
OAKHILL HEALTHCARE	MIDDLEBOROUGH	Nursing Facility	4/15 - 4/29	0%	Not In Compliance - Incomplete Reporting
OAKS, THE	NEW BEDFORD	Nursing Facility	4/15 - 4/29	100%	In Compliance

Note: The figures presented in this publication were self-reported by nursing facilities and rest homes. Facilities were also required to submit a signed attestation form certifying compliance with [MassHealth Nursing Facility Bulletin 162](#) or [Administrative Bulletin 21-09](#). See these documents for more information on the period over which testing occurred and how staff counts were reported.

(\*) Facility is closed. Data will continue to be included for completeness but will not change except for the result of data cleaning.



## Long Term Care Facility Staff Testing

Facility Name	City/Town	Facility Type	Reporting Period	Percent of Staff Tested	Current Staff Testing Compliance
OASIS AT DODGE PARK	WORCESTER	Rest Home	4/15 - 4/29	100%	In Compliance
ODD FELLOWS HOME OF MASSACHUSETTS	WORCESTER	Nursing Facility	4/15 - 4/29	96%	In Compliance
OOSTERMAN'S MELROSE REST HOME, INC	MELROSE	Rest Home	4/15 - 4/29	14%	Not In Compliance
OUR ISLAND HOME	NANTUCKET	Nursing Facility	4/15 - 4/29	14%	Not In Compliance
OUR LADYS HAVEN OF FAIRHAVEN INC	FAIRHAVEN	Nursing Facility	4/15 - 4/29	92%	In Compliance
OVERLOOK MASONIC HEALTH CENTER	CHARLTON	Nursing Facility and Rest Home	4/15 - 4/29	91%	In Compliance
OXFORD REHABILITATION & HEALTH CARE CENTER, THE	HAVERHILL	Nursing Facility	4/15 - 4/29	100%	In Compliance
PALM SKILLED NRSING CR & CTR FOR REHAB EXCELLENCE	CHELMSFORD	Nursing Facility	4/15 - 4/29	100%	In Compliance
PALMER HEALTHCARE CENTER	PALMER	Nursing Facility	4/15 - 4/29	90%	In Compliance
PARK AVENUE HEALTH CENTER	ARLINGTON	Nursing Facility	4/15 - 4/29	9%	Not In Compliance
PARK PLACE REHABILITATION & SKILLED CARE CENTER	BOSTON	Nursing Facility	4/15 - 4/29	100%	In Compliance
PARKWAY HEALTH AND REHABILITATION CENTER	BOSTON	Nursing Facility	4/15 - 4/29	73%	Not In Compliance
PARSONS HILL REHABILITATION & HEALTH CARE CENTER	WORCESTER	Nursing Facility	4/15 - 4/29	100%	In Compliance
PAVILION , THE	BARNSTABLE	Nursing Facility	4/15 - 4/29	21%	Not In Compliance
PENACOOK PLACE, INC	HAVERHILL	Nursing Facility	4/15 - 4/29	100%	In Compliance
PENNY LANE	FITCHBURG	Rest Home	4/15 - 4/29	0%	Not In Compliance
PETTEE HOUSE	NEWTON	Rest Home	4/15 - 4/29	100%	In Compliance
PHILLIPS MANOR NURSING HOME	LYNN	Nursing Facility	4/15 - 4/29	29%	Not In Compliance
PILGRIM REHABILITATION & SKILLED NURSING CENTER	PEABODY	Nursing Facility	4/15 - 4/29	100%	In Compliance
PINE KNOLL NURSING CENTER	LEXINGTON	Nursing Facility	4/15 - 4/29	100%	In Compliance
PLEASANT ACRES REST HOME LLC	WORCESTER	Rest Home	4/15 - 4/29	100%	In Compliance
PLEASANT BAY OF BREWSTER REHAB CENTER	BREWSTER	Nursing Facility	4/15 - 4/29	100%	In Compliance
PLEASANT STREET REST HOME	ATTLEBORO	Rest Home	4/15 - 4/29	100%	In Compliance

Note: The figures presented in this publication were self-reported by nursing facilities and rest homes. Facilities were also required to submit a signed attestation form certifying compliance with [MassHealth Nursing Facility Bulletin 162](#) or [Administrative Bulletin 21-09](#). See these documents for more information on the period over which testing occurred and how staff counts were reported.

(\*) Facility is closed. Data will continue to be included for completeness but will not change except for the result of data cleaning.





## Long Term Care Facility Staff Testing

Facility Name	City/Town	Facility Type	Reporting Period	Percent of Staff Tested	Current Staff Testing Compliance
PLYMOUTH HARBORSIDE HEALTHCARE	PLYMOUTH	Nursing Facility	4/15 - 4/29	0%	Not In Compliance - Incomplete Reporting
PLYMOUTH REHABILITATION & HEALTH CARE CENTER	PLYMOUTH	Nursing Facility	4/15 - 4/29	0%	Not In Compliance
POET'S SEAT HEALTH CARE CENTER	GREENFIELD	Nursing Facility	4/15 - 4/29	100%	In Compliance
POND HOME	WRENTHAM	Nursing Facility and Rest Home	4/15 - 4/29	100%	In Compliance
POPE NURSING HOME	WEYMOUTH	Nursing Facility	4/15 - 4/29	96%	In Compliance
PORT HEALTHCARE CENTER	NEWBURYPORT	Nursing Facility	4/15 - 4/29	97%	In Compliance
PRESCOTT HOUSE	NORTH ANDOVER	Nursing Facility	4/15 - 4/29	95%	In Compliance
PRESENTATION REHAB AND SKILLED CARE CENTER	BOSTON	Nursing Facility	4/15 - 4/29	97%	In Compliance
PROVIDENCE HOUSE	KINGSTON	Rest Home	4/15 - 4/29	100%	In Compliance
QUABBIN VALLEY HEALTHCARE	ATHOL	Nursing Facility	4/15 - 4/29	89%	Not In Compliance
QUABOAG REHABILITATION & SKILLED CARE FACILITY	WEST BROOKFIELD	Nursing Facility	4/15 - 4/29	100%	In Compliance
QUEEN ANNE NURSING HOME, INC	HINGHAM	Nursing Facility	4/15 - 4/29	98%	In Compliance
QUINCY HEALTH AND REHABILITATION CENTER LLC	QUINCY	Nursing Facility	4/15 - 4/29	100%	In Compliance
REHABILITATION & NURSING CENTER AT EVERETT (THE)	EVERETT	Nursing Facility	4/15 - 4/29	93%	In Compliance
RESERVOIR CENTER FOR HEALTH & REHABILITATION, THE	MARLBOROUGH	Nursing Facility	4/15 - 4/29	94%	In Compliance
REVOLUTION CHARLWELL	NORWOOD	Nursing Facility	4/15 - 4/29	0%	Not In Compliance - Incomplete Reporting
REVOLUTION KIMWELL	FALL RIVER	Nursing Facility	4/15 - 4/29	100%	In Compliance
RIVER TERRACE REHABILITATION AND HEALTHCARE CTR	LANCASTER	Nursing Facility	4/15 - 4/29	98%	In Compliance
RIVER VALLEY REST HOME	NORTHAMPTON	Rest Home	4/15 - 4/29	14%	Not In Compliance
RIVERBEND OF SOUTH NATICK	NATICK	Nursing Facility	4/15 - 4/29	100%	In Compliance
RIVERCREST LONG TERM CARE	CONCORD	Nursing Facility and Rest Home	4/15 - 4/29	100%	In Compliance
ROCKRIDGE/LAUREL PARK	NORTHAMPTON	Rest Home	4/15 - 4/29	63%	Not In Compliance
ROSEWOOD MANOR REST HOME	HARWICH	Rest Home	4/15 - 4/29	100%	In Compliance

Note: The figures presented in this publication were self-reported by nursing facilities and rest homes. Facilities were also required to submit a signed attestation form certifying compliance with [MassHealth Nursing Facility Bulletin 162](#) or [Administrative Bulletin 21-09](#). See these documents for more information on the period over which testing occurred and how staff counts were reported.

(\*) Facility is closed. Data will continue to be included for completeness but will not change except for the result of data cleaning.



## Long Term Care Facility Staff Testing

Facility Name	City/Town	Facility Type	Reporting Period	Percent of Staff Tested	Current Staff Testing Compliance
ROYAL AT WAYLAND REHABILITATION & NURSING CENTER	WAYLAND	Nursing Facility	4/15 - 4/29	91%	In Compliance
ROYAL BRAINTREE NURSING AND REHABILITATION CENTER	BRAINTREE	Nursing Facility	4/15 - 4/29	100%	In Compliance
ROYAL CAPE COD NURSING & REHABILITATION CENTER	BOURNE	Nursing Facility	4/15 - 4/29	94%	In Compliance
ROYAL MEADOW VIEW CENTER	NORTH READING	Nursing Facility	4/15 - 4/29	100%	In Compliance
ROYAL MEGANSETT NURSING & REHABILITATION	FALMOUTH	Nursing Facility and Rest Home	4/15 - 4/29	100%	In Compliance
ROYAL NORWELL NURSING & REHABILITATION CENTER LLC	NORWELL	Nursing Facility	4/15 - 4/29	100%	In Compliance
ROYAL NURSING CENTER, LLC	FALMOUTH	Nursing Facility	4/15 - 4/29	85%	Not In Compliance
ROYAL OF COTUIT	MASHPEE	Nursing Facility	4/15 - 4/29	100%	In Compliance
ROYAL OF FAIRHAVEN NURSING CENTER	FAIRHAVEN	Nursing Facility and Rest Home	4/15 - 4/29	100%	In Compliance
ROYAL WOOD MILL CENTER	LAWRENCE	Nursing Facility	4/15 - 4/29	90%	In Compliance
SACHEM CENTER FOR HEALTH & REHABILITATION	EAST BRIDGEWATER	Nursing Facility	4/15 - 4/29	93%	In Compliance
SACRED HEART NURSING HOME	NEW BEDFORD	Nursing Facility	4/15 - 4/29	93%	In Compliance
SAINT LUKE'S HOME	SPRINGFIELD	Rest Home	4/15 - 4/29	95%	In Compliance
SALEM REHAB CENTER	SALEM	Nursing Facility	4/15 - 4/29	100%	In Compliance
SANCTA MARIA NURSING FACILITY	CAMBRIDGE	Nursing Facility	4/15 - 4/29	47%	Not In Compliance
SARAH BRAYTON NURSING CARE CTR	FALL RIVER	Nursing Facility	4/15 - 4/29	92%	In Compliance
SAUGUS REHAB AND NURSING	SAUGUS	Nursing Facility	4/15 - 4/29	76%	Not In Compliance
SAVOY NURSING & REHAB CTR	NEW BEDFORD	Nursing Facility	4/15 - 4/29	0%	Not In Compliance - Incomplete Reporting
SEA VIEW CONVALESCENT AND NURSING HOME	ROWLEY	Nursing Facility	4/15 - 4/29	86%	Not In Compliance
SEACOAST NURSING & REHABILITATION CENTER INC	GLOUCESTER	Nursing Facility	4/15 - 4/29	87%	Not In Compliance
SERENITY HILL NURSING CENTER	WRENTHAM	Nursing Facility	4/15 - 4/29	91%	In Compliance
SERENITY REST HOME, LLC	MIDDLEBOROUGH	Rest Home	4/15 - 4/29	100%	In Compliance

Note: The figures presented in this publication were self-reported by nursing facilities and rest homes. Facilities were also required to submit a signed attestation form certifying compliance with [MassHealth Nursing Facility Bulletin 162](#) or [Administrative Bulletin 21-09](#). See these documents for more information on the period over which testing occurred and how staff counts were reported.

(\*) Facility is closed. Data will continue to be included for completeness but will not change except for the result of data cleaning.



## Long Term Care Facility Staff Testing

Facility Name	City/Town	Facility Type	Reporting Period	Percent of Staff Tested	Current Staff Testing Compliance
SETH MANN 2ND HME FOR AGED/INFI WOM	RANDOLPH	Rest Home	4/15 - 4/29	0%	Not In Compliance
SEVEN HILLS PEDIATRIC CENTER	GROTON	Nursing Facility	4/15 - 4/29	73%	Not In Compliance
SHERRILL HOUSE	BOSTON	Nursing Facility	4/15 - 4/29	94%	In Compliance
SHREWSBURY NURSING & REHABILITATION CENTER	SHREWSBURY	Nursing Facility	4/15 - 4/29	97%	In Compliance
SIPPICAN HEALTHCARE CENTER	MARION	Nursing Facility	4/15 - 4/29	100%	In Compliance
SIXTEEN ACRES HEALTHCARE CENTER	SPRINGFIELD	Nursing Facility	4/15 - 4/29	100%	In Compliance
SKILLED NURSING FACILITY AT NORTH HILL (THE)	NEEDHAM	Nursing Facility	4/15 - 4/29	100%	In Compliance
SOMERSET RIDGE CENTER	SOMERSET	Nursing Facility	4/15 - 4/29	100%	In Compliance
SOPHIA SNOW HOUSE, INC.	BOSTON	Rest Home	4/15 - 4/29	94%	In Compliance
SOUTH COVE MANOR NURSING & REHABILITATION CENTER	QUINCY	Nursing Facility	4/15 - 4/29	100%	In Compliance
SOUTH DENNIS HEALTHCARE	DENNIS	Nursing Facility	4/15 - 4/29	0%	Not In Compliance - Incomplete Reporting
SOUTHBRIDGE REHABILITATION & HEALTH CARE CENTER	SOUTHBRIDGE	Nursing Facility	4/15 - 4/29	100%	In Compliance
SOUTHEAST HEALTH CARE CENTER	EASTON	Nursing Facility	4/15 - 4/29	0%	Not In Compliance - Incomplete Reporting
SOUTHPOINTE REHAB CENTER	FALL RIVER	Nursing Facility	4/15 - 4/29	99%	In Compliance
SOUTHSHORE HEALTHCARE CENTER	ROCKLAND	Nursing Facility	4/15 - 4/29	17%	Not In Compliance
SOUTHWOOD AT NORWELL NURSING CTR	NORWELL	Nursing Facility	4/15 - 4/29	94%	In Compliance
SPAULDING NURSING & THERAPY CENTER - BRIGHTON	BOSTON	Nursing Facility	4/15 - 4/29	96%	In Compliance
SPRINGSIDE REHABILITATION AND SKILLED CARE CENTER	PITTSFIELD	Nursing Facility	4/15 - 4/29	93%	In Compliance
ST CAMILLUS HEALTH CENTER	NORTHBRIDGE	Nursing Facility	4/15 - 4/29	19%	Not In Compliance
ST FRANCIS REHABILITATION & NURSING CENTER	WORCESTER	Nursing Facility	4/15 - 4/29	92%	In Compliance
ST JOSEPH MANOR HEALTH CARE INC	BROCKTON	Nursing Facility	4/15 - 4/29	100%	In Compliance
ST JOSEPH REHAB & NURSING CARE CENTER	BOSTON	Nursing Facility	4/15 - 4/29	34%	Not In Compliance
ST MARY HEALTH CARE CENTER	WORCESTER	Nursing Facility	4/15 - 4/29	71%	Not In Compliance
ST PATRICK'S MANOR	FRAMINGHAM	Nursing Facility	4/15 - 4/29	80%	Not In Compliance
ST. CHRETIENNE RETIREMENT RES*	MARLBOROUGH	Rest Home	4/15 - 4/29	N/A	N/A

Note: The figures presented in this publication were self-reported by nursing facilities and rest homes. Facilities were also required to submit a signed attestation form certifying compliance with [MassHealth Nursing Facility Bulletin 162](#) or [Administrative Bulletin 21-09](#). See these documents for more information on the period over which testing occurred and how staff counts were reported.

(\*) Facility is closed. Data will continue to be included for completeness but will not change except for the result of data cleaning.





## Long Term Care Facility Staff Testing

Facility Name	City/Town	Facility Type	Reporting Period	Percent of Staff Tested	Current Staff Testing Compliance
ST. JOSEPH'S ABBEY RES. CARE FAC INC.	SPENCER	Rest Home	4/15 - 4/29	100%	In Compliance
ST. JULIE BILLIART RES. CARE CTR.	IPSWICH	Rest Home	4/15 - 4/29	100%	In Compliance
STERLING VILLAGE	STERLING	Nursing Facility	4/15 - 4/29	100%	In Compliance
STONE REHABILITATION AND SENIOR LIVING	NEWTON	Nursing Facility	4/15 - 4/29	48%	Not In Compliance
STONEHEDGE HEALTH CARE CENTER	BOSTON	Nursing Facility	4/15 - 4/29	100%	In Compliance
SUDBURY PINES EXTENDED CARE	SUDBURY	Nursing Facility	4/15 - 4/29	100%	In Compliance
SUNNY ACRES NURSING HOME	CHELMSFORD	Nursing Facility	4/15 - 4/29	0%	Not In Compliance - Incomplete Reporting
SUTTON HILL CENTER	NORTH ANDOVER	Nursing Facility	4/15 - 4/29	100%	In Compliance
SWEET BROOK OF WILLIAMSTOWN REHABILITATION & N CTR*	WILLIAMSTOWN	Nursing Facility	4/15 - 4/29	N/A	N/A
THE GERMAN HOME	LAWRENCE	Rest Home	4/15 - 4/29	0%	Not In Compliance
THE WILLOWS AT WORCESTER	WORCESTER	Rest Home	4/15 - 4/29	10%	Not In Compliance
THOMAS UPHAM HOUSE	MEDFIELD	Nursing Facility	4/15 - 4/29	98%	In Compliance
TIMBERLYN HEIGHTS NURSING AND REHABILITATION	GREAT BARRINGTON	Nursing Facility	4/15 - 4/29	42%	Not In Compliance
TIMOTHY DANIELS HOUSE	HOLLISTON	Nursing Facility	4/15 - 4/29	100%	In Compliance
TOWN AND COUNTRY HEALTH CARE CENTER	LOWELL	Nursing Facility	4/15 - 4/29	83%	Not In Compliance
TREMONT HEALTH CARE CENTER	WAREHAM	Nursing Facility	4/15 - 4/29	100%	In Compliance
TWIN OAKS REHAB AND NURSING	DANVERS	Nursing Facility	4/15 - 4/29	67%	Not In Compliance
VERO HEALTH & REHAB OF HAMPDEN	HAMPDEN	Nursing Facility	4/15 - 4/29	70%	Not In Compliance
VERO HEALTH & REHAB OF SOUTH HADLEY	SOUTH HADLEY	Nursing Facility	4/15 - 4/29	93%	In Compliance
VERO HEALTH & REHAB OF WILBRAHAM	WILBRAHAM	Nursing Facility	4/15 - 4/29	93%	In Compliance
VICTORIA HAVEN NURSING FACILITY	NORWOOD	Nursing Facility	4/15 - 4/29	93%	In Compliance
VILLAGE R.H. 2 OF BROCKTON	BROCKTON	Rest Home	4/15 - 4/29	100%	In Compliance
VILLAGE REST HOME OF EASTON	EASTON	Rest Home	4/15 - 4/29	100%	In Compliance
VILLAGE REST HOME OF LEOMINSTER	LEOMINSTER	Rest Home	4/15 - 4/29	100%	In Compliance
VNA SENIOR LIVING - HIGHLAND AVENUE CAMPUS	SOMERVILLE	Nursing Facility and Rest Home	4/15 - 4/29	98%	In Compliance

Note: The figures presented in this publication were self-reported by nursing facilities and rest homes. Facilities were also required to submit a signed attestation form certifying compliance with [MassHealth Nursing Facility Bulletin 162](#) or [Administrative Bulletin 21-09](#). See these documents for more information on the period over which testing occurred and how staff counts were reported.

(\*) Facility is closed. Data will continue to be included for completeness but will not change except for the result of data cleaning.



## Long Term Care Facility Staff Testing

Facility Name	City/Town	Facility Type	Reporting Period	Percent of Staff Tested	Current Staff Testing Compliance
WACHUSETT MANOR	GARDNER	Nursing Facility	4/15 - 4/29	47%	Not In Compliance
WAKEFIELD CENTER	WAKEFIELD	Nursing Facility	4/15 - 4/29	100%	In Compliance
WALPOLE HEALTHCARE	WALPOLE	Nursing Facility	4/15 - 4/29	0%	Not In Compliance - Incomplete Reporting
WAREHAM HEALTHCARE	WAREHAM	Nursing Facility	4/15 - 4/29	0%	Not In Compliance - Incomplete Reporting
WATERTOWN HEALTH CENTER	WATERTOWN	Nursing Facility	4/15 - 4/29	100%	In Compliance
WATERVIEW LODGE LLC, REHABILITATION & HEALTHCARE	ASHLAND	Nursing Facility	4/15 - 4/29	100%	In Compliance
WEBSTER MANOR REHABILITATION & HEALTH CARE CENTER	WEBSTER	Nursing Facility	4/15 - 4/29	44%	Not In Compliance
WEBSTER PARK REHABILITATION AND HEALTHCARE CENTER	ROCKLAND	Nursing Facility	4/15 - 4/29	100%	In Compliance
WEDGEMERE HEALTHCARE	TAUNTON	Nursing Facility	4/15 - 4/29	0%	Not In Compliance - Incomplete Reporting
WEST NEWTON HEALTHCARE	NEWTON	Nursing Facility	4/15 - 4/29	0%	Not In Compliance - Incomplete Reporting
WEST REVERE HEALTH CENTER	REVERE	Nursing Facility	4/15 - 4/29	50%	Not In Compliance
WEST ROXBURY HEALTH & REHABILITATION CENTER	BOSTON	Nursing Facility	4/15 - 4/29	93%	In Compliance
WEST SIDE HOUSE LTC FACILITY	WORCESTER	Nursing Facility	4/15 - 4/29	96%	In Compliance
WESTBOROUGH HEALTHCARE	WESTBOROUGH	Nursing Facility	4/15 - 4/29	0%	Not In Compliance - Incomplete Reporting
WESTFIELD CENTER	WESTFIELD	Nursing Facility	4/15 - 4/29	100%	In Compliance
WESTFIELD GARDENS NURSING AND REHAB	WESTFIELD	Nursing Facility	4/15 - 4/29	0%	Not In Compliance - Incomplete Reporting
WESTFORD HOUSE	WESTFORD	Nursing Facility	4/15 - 4/29	100%	In Compliance
WESTVIEW REST HOME	EAST BRIDGEWATER	Rest Home	4/15 - 4/29	100%	In Compliance
WHITTIER BRADFORD TRANSITIONAL CARE UNIT	HAVERHILL	Nursing Facility	4/15 - 4/29	100%	In Compliance
WHITTIER WESTBOROUGH TRANSITIONAL CARE UNIT	WESTBOROUGH	Nursing Facility	4/15 - 4/29	100%	In Compliance
WILLIAMSTOWN COMMONS NURSING & REHAB	WILLIAMSTOWN	Nursing Facility	4/15 - 4/29	94%	In Compliance
WILLIMANSETT CENTER EAST	CHICOPEE	Nursing Facility	4/15 - 4/29	100%	In Compliance
WILLIMANSETT CENTER WEST	CHICOPEE	Nursing Facility	4/15 - 4/29	100%	In Compliance
WILLOW MANOR	LOWELL	Nursing Facility	4/15 - 4/29	100%	In Compliance

Note: The figures presented in this publication were self-reported by nursing facilities and rest homes. Facilities were also required to submit a signed attestation form certifying compliance with [MassHealth Nursing Facility Bulletin 162](#) or [Administrative Bulletin 21-09](#). See these documents for more information on the period over which testing occurred and how staff counts were reported.

(\*) Facility is closed. Data will continue to be included for completeness but will not change except for the result of data cleaning.



## Long Term Care Facility Staff Testing

Facility Name	City/Town	Facility Type	Reporting Period	Percent of Staff Tested	Current Staff Testing Compliance
WILLOWBROOK MANOR REST HOME	MILLIS	Rest Home	4/15 - 4/29	100%	In Compliance
WILMINGTON REHAB CENTER	WILMINGTON	Nursing Facility	4/15 - 4/29	64%	Not In Compliance
WINCHESTER NURSING CENTER, INC	WINCHESTER	Nursing Facility	4/15 - 4/29	100%	In Compliance
WINDEMERE NURSING & REHAB CTR ON MARTHAS VINEYARD	OAK BLUFFS	Nursing Facility and Rest Home	4/15 - 4/29	83%	Not In Compliance
WINDSOR NURSING & RETIREMENT HOME	YARMOUTH	Nursing Facility	4/15 - 4/29	78%	Not In Compliance
WINGATE AT CHESTNUT HILL	BROOKLINE	Nursing Facility	4/15 - 4/29	100%	In Compliance
WINGATE AT HARWICH	HARWICH	Nursing Facility	4/15 - 4/29	95%	In Compliance
WINGATE AT HAVERHILL	HAVERHILL	Nursing Facility	4/15 - 4/29	40%	Not In Compliance
WINGATE AT NEEDHAM	NEEDHAM	Nursing Facility	4/15 - 4/29	25%	Not In Compliance
WINGATE AT NORTON*	NORTON	Nursing Facility	4/15 - 4/29	N/A	N/A
WINGATE AT SILVER LAKE	KINGSTON	Nursing Facility	4/15 - 4/29	33%	Not In Compliance
WINGATE AT WESTON*	WESTON	Nursing Facility	4/15 - 4/29	N/A	N/A
WINTER HILL REST HOME	WORCESTER	Rest Home	4/15 - 4/29	10%	Not In Compliance
WOBURN NURSING CENTER, INC	WOBURN	Nursing Facility	4/15 - 4/29	94%	In Compliance
WORCESTER HEALTH CENTER	WORCESTER	Nursing Facility	4/15 - 4/29	96%	In Compliance
WORCESTER REHABILITATION & HEALTH CARE CENTER	WORCESTER	Nursing Facility	4/15 - 4/29	88%	Not In Compliance

Note: The figures presented in this publication were self-reported by nursing facilities and rest homes. Facilities were also required to submit a signed attestation form certifying compliance with [MassHealth Nursing Facility Bulletin 162](#) or [Administrative Bulletin 21-09](#). See these documents for more information on the period over which testing occurred and how staff counts were reported.

(\*) Facility is closed. Data will continue to be included for completeness but will not change except for the result of data cleaning.



## Infection Control Surveys

DPH serves as the State Survey Agency (SA) that submits COVID-19 nursing home data on behalf of Massachusetts to the Centers for Medicare & Medicaid Services (CMS). As outlined in the [June 1<sup>st</sup> CMS memorandum](#) CMS updated its COVID-19 reporting requirements to ensure 100% of Medicare- and Medicaid-certified nursing homes receive on-site review to mitigate the spread of COVID-19. Reporting requirements apply *only* to Medicare- and Medicaid-certified nursing homes, not *all* facilities in the state.

**Multiple Surveys Explained:** CMS requires states perform COVID-19 survey activities in addition to completing the required Focused Infection Control (FIC) surveys of 100% of Medicare- and Medicaid-certified nursing homes by July 31, 2020. Additionally, CMS requires states perform on-site infection control surveys within three-to-five days of identification of any nursing home with three or more new COVID-19 suspected and confirmed cases since their last National Healthcare Safety Network (NHSN) COVID-19 report or any nursing home in which one confirmed resident case is present in a facility that was previously COVID-free. As facilities may require a number of on-site infection control surveys, we show here the results of the five most recent surveys. Because CMS incorporates the FIC survey tool into recertification surveys, this report likewise includes such surveys.

### Deficiencies Explained:

- The **severity** level reflects the impact of the deficiency and is categorized by four levels of harm.
- The **scope** level of a deficiency reflects how many residents were affected by the deficiency.
- For each deficiency, the DPH survey team determines the level of harm (**severity**) to the resident or resident(s) involved and then determines the **scope** of the problem within the nursing home.
- The team assigns an alphabetical Severity and Scope value to the deficiency. In the report below, the alphabetical values are A through L. Values closer to A signify lower scope and severity. Values closer to L (i.e. G or higher) signify higher scope and severity.
- The key at the bottom of each page indicates the level of deficiencies reported, which corresponds to dots of different colors:  
**Green** = Survey with no infection control-related deficiencies; **Yellow** = D-level deficiency; **Pink** = E/F-level deficiency;  
**Red** = G or higher

---

**372 facilities received a combined total of 1,993 Infection Control Surveys between June 1, 2020 and April 16, 2021.**

**Between April 12 – 16, 2021, 13 new surveys were mailed to facilities. Of those 13 new surveys:**

New Surveys With 2+ Deficiencies	0 Facilities
New Surveys With 1 Deficiencies	4 Facilities
New Surveys With 0 Deficiencies	9 Facilities

## CMS Infection Control Surveys Conducted at Nursing Homes

The Centers for Medicare and Medicaid Services (CMS) requires infection control surveys to be conducted at all Medicare- and Medicaid-certified nursing homes as defined in the following link:  
<https://www.cms.gov/files/document/qso-20-31-all.pdf>. DPH conducts these surveys on behalf of CMS.

Some facilities that meet certain CMS requirements have been surveyed more than once. Follow-up infection control surveys must be conducted within three-to-five days when: (1) one confirmed COVID-19 case is reported in a nursing home that previously did not have any COVID-19 cases, and (2) three or more new suspected and confirmed cases are reported in nursing homes in one week that had previously reported a case.

Reflects surveys processed between June 1, 2020 and April 16, 2021		KEY: Green = Survey with no infection control related deficiencies; Yellow = D-level deficiency; Pink = E/F-level deficiency; Red = G or higher				
1,993 Surveys completed and mailed as of April 16, 2021						
Survey		Most Recent Survey First				
Facility Name	Town	1	2	3	4	5
ABERJONA NURSING CENTER, INC	WINCHESTER	●	●	●	●	●
ACADEMY MANOR	ANDOVER	●	●	●	●	
ADVANIA CARE AT PROVINCETOWN	PROVINCETOWN	●				
ADVOCATE HEALTHCARE OF EAST BOSTON, LLC	BOSTON	●	●	●	●	●
AGAWAM HEALTHCARE	AGAWAM	●				
ALDEN COURT NURSING CARE & REHABILITATION CENTER	FAIRHAVEN	●	●	●	●	●
ALLIANCE HEALTH AT ABBOTT	LYNN	●	●	●		
ALLIANCE HEALTH AT BALDWINVILLE	TEMPLETON	●				
ALLIANCE HEALTH AT BRAINTREE	BRAINTREE	●	●	●	●	●
ALLIANCE HEALTH AT DEVEREUX	MARBLEHEAD	●	●			
ALLIANCE HEALTH AT MARIE ESTHER	MARLBOROUGH	●	●	●	●	●
ALLIANCE HEALTH AT MARINA BAY	QUINCY	●	●	●	●	●
ALLIANCE HEALTH AT ROSEWOOD	PEABODY	●	●	●	●	●
ALLIANCE HEALTH AT WEST ACRES	BROCKTON	●	●	●	●	
APPLE VALLEY CENTER	AYER	●	●	●	●	●
ARMENIAN NURSING & REHABILITATION CENTER	BOSTON	●	●	●		
ATTLEBORO HEALTHCARE	ATTLEBORO	●	●	●		
BAKER-KATZ SKILLED NURSING AND REHABILITATION CTR	HAVERHILL	●	●			
BAYPATH AT DUXBURY NURSING & REHABILITATION CTR	DUXBURY	●	●	●	●	●
BAYPOINTE REHAB CENTER	BROCKTON	●	●	●	●	
BEAR HILL HEALTHCARE AND REHABILITATION CENTER	STONEHAM	●	●	●	●	●
BEAR MOUNTAIN AT ANDOVER	ANDOVER	●	●	●		
BEAR MOUNTAIN AT READING	READING	●	●	●	●	●
BEAR MOUNTAIN AT SUDBURY	SUDBURY	●	●			
BEAR MOUNTAIN AT WEST SPRINGFIELD	WEST SPRINGFIELD	●	●	●	●	●
BEAR MOUNTAIN AT WORCESTER	WORCESTER	●	●	●	●	●
BEAUMONT AT UNIVERSITY CAMPUS	WORCESTER	●	●	●	●	●
BEAUMONT REHAB & SKILLED NURSING CTR - NATICK	NATICK	●	●			
BEAUMONT REHAB & SKILLED NURSING CTR - NORTHBORO	NORTHBOROUGH	●	●	●	●	●
BEAUMONT REHAB & SKILLED NURSING CTR - NORTHBRIDGE	NORTHBRIDGE	●	●	●		

Note: the MassHealth Infection Control Audit findings previously found on this page are no longer being conducted. These audits have been replaced by Infection Control Survey findings conducted by DPH on behalf of CMS.

## CMS Infection Control Surveys Conducted at Nursing Homes

BEAUMONT REHAB & SKILLED NURSING CTR - WESTBORO	WESTBOROUGH	●	●	●	●	●
BELMONT MANOR NURSING HOME, IN	BELMONT	●				
BELVIDERE HEALTHCARE CENTER	LOWELL	●				
BENCHMARK SNR LIVING AT THE COMMONS IN LINCOLN SNF	LINCOLN	●	●	●	●	
BENJAMIN HEALTHCARE CENTER	BOSTON	●	●	●	●	●
BERKELEY RETIREMENT HOME,THE	LAWRENCE	●	●	●	●	
BERKSHIRE PLACE	PITTSFIELD	●	●	●		
BERKSHIRE REHABILITATION & SKILLED CARE CENTER	SANDSFIELD	●	●	●		
BETHANY SKILLED NURSING FACILITY	FRAMINGHAM	●	●			
BLACKSTONE VALLEY HEALTH AND REHABILITATION	NORTHBRIDGE	●	●	●	●	
BLAIRE HOUSE OF MILFORD	MILFORD	●	●	●		
BLAIRE HOUSE OF TEWKSBURY	TEWKSBURY	●	●	●	●	●
BLAIRE HOUSE OF WORCESTER	WORCESTER	●	●	●		
BLUE HILLS HEALTH AND REHABILITATION CENTER	STOUGHTON	●	●	●		
BLUEBERRY HILL REHABILITATION AND HEALTHCARE CTR	BEVERLY	●	●	●	●	●
BOSTON HOME, INC (THE)	BOSTON	●				
BOSTONIAN NURSING CARE & REHABILITATION CTR, THE	BOSTON	●	●	●		
BOURNE MANOR EXTENDED CARE FACILITY	BOURNE	●	●	●	●	
BRAINTREE MANOR HEALTHCARE	BRAINTREE	●	●	●		
BRANDON WOODS OF DARTMOUTH	DARTMOUTH	●	●	●	●	●
BRANDON WOODS OF NEW BEDFORD	NEW BEDFORD	●	●	●		
BRENTWOOD REHABILITATION AND HEALTHCARE CTR (THE)	DANVERS	●	●			
BRIARWOOD REHABILITATION & HEALTHCARE CENTER	NEEDHAM	●	●	●	●	
BRIDGEWATER NURSING HOME	BRIDGEWATER	●	●			
BRIGHAM HEALTH AND REHABILITATION CENTER	NEWBURYPORT	●	●	●	●	
BRIGHTON HOUSE REHABILITATION & NURSING CENTER	BOSTON	●	●	●	●	●
BROCKTON HEALTH CENTER	BROCKTON	●	●	●	●	
BROOKHAVEN AT LEXINGTON	LEXINGTON	●				
BROOKSIDE REHABILITATION AND HEALTHCARE CENTER	WEBSTER	●	●	●	●	●
BRUSH HILL CARE CENTER	MILTON	●	●	●	●	●
BUCKLEY-GREENFIELD HEALTHCARE CENTER	GREENFIELD	●	●	●		
CAMBRIDGE REHABILITATION & NURSING CENTER	CAMBRIDGE	●	●	●	●	●
CAMPION HEALTH & WELLNESS, INC	WESTON	●	●	●		
CAPE HERITAGE REHABILITATION & HEALTH CARE CENTER	SANDWICH	●	●	●	●	
CAPE REGENCY REHABILITATION & HEALTH CARE CENTER	BARNSTABLE	●	●			
CARDIGAN NURSING & REHABILITATION CENTER	SCITUATE	●	●	●	●	●
CARE ONE AT BROOKLINE	BROOKLINE	●	●			
CARE ONE AT CONCORD	CONCORD	●	●	●		
CARE ONE AT ESSEX PARK	BEVERLY	●	●	●	●	
CARE ONE AT HOLYOKE	HOLYOKE	●	●			
CARE ONE AT LEXINGTON	LEXINGTON	●	●	●	●	

Note: the MassHealth Infection Control Audit findings previously found on this page are no longer being conducted. These audits have been replaced by Infection Control Survey findings conducted by DPH on behalf of CMS.



## CMS Infection Control Surveys Conducted at Nursing Homes

CARE ONE AT LOWELL	LOWELL					
CARE ONE AT MILLBURY	MILLBURY					
CARE ONE AT NEW BEDFORD	NEW BEDFORD					
CARE ONE AT NEWTON	NEWTON					
CARE ONE AT NORTHAMPTON	NORTHAMPTON					
CARE ONE AT PEABODY	PEABODY					
CARE ONE AT RANDOLPH	RANDOLPH					
CARE ONE AT REDSTONE	EAST LONGMEADOW					
CARE ONE AT WEYMOUTH	WEYMOUTH					
CARE ONE AT WILMINGTON	WILMINGTON					
CARLETON-WILLARD VILLAGE RETIREMENT & NURSING CTR	BEDFORD					
CARLYLE HOUSE	FRAMINGHAM					
CARVALHO GROVE HEALTH AND REHABILITATION CENTER	FALL RIVER					
CASA DE RAMANA REHABILITATION CENTER	FRAMINGHAM					
CATHOLIC MEMORIAL HOME	FALL RIVER					
CEDAR VIEW REHABILITATION AND HEALTHCARE CENTER	METHUEN					
CEDARWOOD GARDENS	FRANKLIN					
CENTER FOR EXTENDED CARE AT AMHERST	AMHERST					
CHAPIN CENTER	SPRINGFIELD					
CHARLENE MANOR EXTENDED CARE FACILITY	GREENFIELD					
CHESTNUT HILL OF EAST LONGMEADOW	EAST LONGMEADOW					
CHESTNUT WOODS REHABILITATION AND HEALTHCARE CTR	SAUGUS					
CHETWYNDE HEALTHCARE	NEWTON					
CHICOPEE REHABILITATION AND NURSING	CHICOPEE					
CHRISTOPHER HOUSE OF WORCESTER	WORCESTER					
CLIFTON REHABILITATION NURSING CENTER	SOMERSET					
COLEMAN HOUSE	NORTHBOROUGH					
COLONY CENTER FOR HEALTH & REHABILITATION	ABINGTON					
COMMONS RESIDENCE AT ORCHARD COVE	CANTON					
CONTINUING CARE AT BROOKSBY VILLAGE	PEABODY					
COPLEY AT STOUGHTON - BAYSTATE CONSOLIDATED PROPER	STOUGHTON					
COUNTRY CENTER FOR HEALTH & REHABILITATION	NEWBURYPORT					
COUNTRY GARDENS HEALTH AND REHABILITATION CENTER	SWANSEA					
COUNTRYSIDE HEALTH CARE OF MILFORD	MILFORD					
COURTYARD NURSING CARE CENTER	MEDFORD					
CRANEVILLE PLACE REHABILITATION & SKILLED CARE CT	DALTON					
DAY BROOK VILLAGE SENIOR LIVING	HOLYOKE					
DEDHAM HEALTHCARE	DEDHAM					
DEN-MAR HEALTH AND REHABILITATION CENTER	ROCKPORT					
DEXTER HOUSE HEALTHCARE	MALDEN					
DWYER HOME	WEYMOUTH					

Note: the MassHealth Infection Control Audit findings previously found on this page are no longer being conducted. These audits have been replaced by Infection Control Survey findings conducted by DPH on behalf of CMS.

## CMS Infection Control Surveys Conducted at Nursing Homes

D'YOUVILLE CARE FOR ADVANCED THERAPY	LOWELL	●	●	●		
D'YOUVILLE SENIOR CARE	LOWELL	●	●	●	●	●
EAST LONGMEADOW SKILLED NURSING CENTER	EAST LONGMEADOW	●	●	●	●	●
EASTPOINTE REHAB CENTER	CHELSEA	●	●	●		
ELAINE CENTER AT HADLEY	HADLEY	●	●	●	●	●
ELIOT CENTER FOR HEALTH & REHABILITATION	NATICK	●	●	●		
ELIZABETH SETON	WELLESLEY	●	●			
ELLIS NURSING HOME (THE)	NORWOOD	●	●	●	●	
ELMHURST HEALTHCARE (THE)	MELROSE	●				
EMERSON REHABILITATION & TRANSITIONAL CARE UNIT	CONCORD	●				
FAIRHAVEN HEALTHCARE CENTER	LOWELL	●	●	●		
FAIRVIEW COMMONS NURSING & REHABILITATION CENTER	GREAT BARRINGTON	●	●	●	●	
FALL RIVER HEALTHCARE	FALL RIVER	●	●			
FALL RIVER JEWISH HOME, INC	FALL RIVER	●	●	●	●	●
FITCHBURG HEALTHCARE	FITCHBURG	●	●	●		
FITCHBURG REHABILITATION AND NURSING CENTER	FITCHBURG	●	●	●	●	●
FOREMOST AT SHARON LLC	SHARON	●	●	●	●	●
GARDEN PLACE HEALTHCARE	ATTLEBORO	●	●	●	●	●
GARDNER REHABILITATION AND NURSING CENTER	GARDNER	●	●	●	●	●
GERMAN CENTER FOR EXTENDED CARE	BOSTON	●	●	●		
GLEN RIDGE NURSING CARE CENTER	MEDFORD	●				
GLOUCESTER HEALTHCARE	GLOUCESTER	●				
GOVERNORS CENTER	WESTFIELD	●	●	●	●	●
GREENWOOD NURSING & REHABILITATION CENTER	WAKEFIELD	●	●			
GUARDIAN CENTER (THE)	BROCKTON	●	●			
HANCOCK PARK REHABILITATION AND NURSING CENTER	QUINCY	●	●	●	●	●
HANNAH B G SHAW HOME	MIDDLEBOROUGH	●	●	●	●	●
HANNAH DUSTON HEALTHCARE CENTER	HAVERHILL	●	●	●	●	●
HARBOR HOUSE NURSING & REHABILITATION CENTER	HINGHAM	●	●	●	●	●
HATHAWAY MANOR EXTENDED CARE	NEW BEDFORD	●	●	●	●	●
HATHORNE HILL	DANVERS	●	●	●	●	●
HEATHWOOD HEALTHCARE	NEWTON	●				
HELLENIC NURSING & REHABILITATION CENTER	CANTON	●	●	●	●	
HERITAGE HALL NORTH	AGAWAM	●	●	●	●	●
HERITAGE HALL SOUTH	AGAWAM	●	●	●		
HERITAGE HALL WEST	AGAWAM	●	●	●	●	
HERMITAGE HEALTHCARE (THE)	WORCESTER	●	●	●	●	
HIGHLANDS, THE	FITCHBURG	●	●	●	●	●
HIGHVIEW OF NORTHAMPTON	NORTHAMPTON	●	●	●	●	
HILLCREST COMMONS NURSING & REHABILITATION CENTER	PITTSFIELD	●	●	●	●	●
HOLDEN REHABILITATION & NURSING CENTER	HOLDEN	●	●	●	●	●

Note: the MassHealth Infection Control Audit findings previously found on this page are no longer being conducted. These audits have been replaced by Infection Control Survey findings conducted by DPH on behalf of CMS.



## CMS Infection Control Surveys Conducted at Nursing Homes

HOLY TRINITY EASTERN ORTHODOX N & R CENTER	WORCESTER					
HOLYOKE HEALTHCARE CENTER	HOLYOKE					
HUNT NURSING & REHAB CENTER	DANVERS					
JEFFREY & SUSAN BRUDNICK CENTER FOR LIVING	PEABODY					
JESMOND NURSING HOME	NAHANT					
JEWISH HEALTHCARE CENTER	WORCESTER					
JML CARE CENTER INC	FALMOUTH					
JOHN ADAMS HEALTHCARE CENTER	QUINCY					
JOHN SCOTT HOUSE NURSING & REHABILITATION CENTER	BRAINTREE					
JULIAN J LEVITT FAMILY NURSING HOME	LONGMEADOW					
KATZMAN FAMILY CENTER FOR LIVING	CHELSEA					
KEYSTONE CENTER	LEOMINSTER					
KIMBALL FARMS NURSING CARE CENTER	LENOX					
KNOLLWOOD NURSING CENTER	WORCESTER					
LAFAYETTE REHABILITATION & SKILLED NURSING FACILIT	MARBLEHEAD					
LAKEVIEW HOUSE SKLD NRSG AND RESIDENTIAL CARE FAC	HAVERHILL					
LANESSA EXTENDED CARE	WEBSTER					
LASELL HOUSE	NEWTON					
LAUREL RIDGE REHAB AND SKILLED CARE CENTER	BOSTON					
LEDGEWOOD REHABILITATION & SKILLED NURSING CENTER	BEVERLY					
LEE HEALTHCARE	LEE					
LEONARD FLORENCE CENTER FOR LIVING	CHELSEA					
LIBERTY COMMONS	CHATHAM					
LIFE CARE CENTER OF ACTON	ACTON					
LIFE CARE CENTER OF ATTLEBORO	ATTLEBORO					
LIFE CARE CENTER OF AUBURN	AUBURN					
LIFE CARE CENTER OF LEOMINSTER	LEOMINSTER					
LIFE CARE CENTER OF MERRIMACK VALLEY	BILLERICA					
LIFE CARE CENTER OF NASHOBA VALLEY	LITTLETON					
LIFE CARE CENTER OF PLYMOUTH	PLYMOUTH					
LIFE CARE CENTER OF RAYNHAM	RAYNHAM					
LIFE CARE CENTER OF STONEHAM	STONEHAM					
LIFE CARE CENTER OF THE NORTH SHORE	LYNN					
LIFE CARE CENTER OF THE SOUTH SHORE	SCITUATE					
LIFE CARE CENTER OF WEST BRIDGEWATER	WEST BRIDGEWATER					
LIFE CARE CENTER OF WILBRAHAM	WILBRAHAM					
LIGHTHOUSE NURSING CARE CENTER	REVERE					
LINDA MANOR EXTENDED CARE FACILITY	NORTHAMPTON					
LINDEN PONDS	HINGHAM					
LONGMEADOW OF TAUNTON	TAUNTON					
LOOMIS LAKESIDE AT REEDS LANDING	SPRINGFIELD					

Note: the MassHealth Infection Control Audit findings previously found on this page are no longer being conducted. These audits have been replaced by Infection Control Survey findings conducted by DPH on behalf of CMS.

## CMS Infection Control Surveys Conducted at Nursing Homes

LUTHERAN REHABILITATION & SKILLED CARE CENTER	WORCESTER					
LYDIA TAFT HOUSE	UXBRIDGE					
M I NURSING & RESTORATIVE CENTER	LAWRENCE					
MADONNA MANOR NURSING HOME	NORTH ATTLEBORO					
MAPLES REHABILITATION & NURSING CENTER	WRENTHAM					
MAPLEWOOD CENTER	AMESBURY					
MARIAN MANOR	BOSTON					
MARIAN MANOR OF TAUNTON	TAUNTON					
MARISTHILL NURSING & REHABILITATION CENTER	WALTHAM					
MARLBOROUGH HILLS REHABILITATION & HLTH CARE CTR	MARLBOROUGH					
MARY ANN MORSE NURSING & REHABILITATION	NATICK					
MARY'S MEADOW AT PROVIDENCE PLACE	HOLYOKE					
MASCONOMET HEALTHCARE CENTER	TOPSFIELD					
MATTAPAN HEALTH & REHABILITATION CENTER	BOSTON					
MAYFLOWER PLACE NURSING & REHABILITATION CENTER	YARMOUTH					
MEADOW GREEN NURSING AND REHABILITATION CENTER	WALTHAM					
MEADOWS OF CENTRAL MASSACHUSETTS (THE)	LEICESTER					
MEADOWS, THE	NORTH ANDOVER					
MEDFORD REHABILITATION AND NURSING CENTER	MEDFORD					
MEDWAY COUNTRY MANOR SKILLED NURSING & REHABILITAT	MEDWAY					
MELROSE HEALTHCARE	MELROSE					
MEMORY SUPPORT OF HERITAGE HALL	AGAWAM					
MILFORD CENTER	MILFORD					
MISSION CARE AT HOLYOKE	HOLYOKE					
MONT MARIE REHABILITATION & HEALTHCARE CENTER	HOLYOKE					
MOUNT CARMEL CARE CENTER	LENOX					
MT GREYLOCK EXTENDED CARE FACILITY	PITTSFIELD					
NEMASKET HEALTHCARE CENTER	MIDDLEBOROUGH					
NEVILLE CENTER AT FRESH POND FOR NURSING & REHAB	CAMBRIDGE					
NEVINS NURSING & REHABILITATION CENTER	METHUEN					
NEW BEDFORD JEWISH CONVALESCENT HOME, INC	NEW BEDFORD					
NEW ENGLAND HOMES FOR THE DEAF, INC	DANVERS					
NEW ENGLAND PEDIATRIC CARE	BILLERICA					
NEW ENGLAND SINAI HOSPITAL TRANSITIONAL CARE UNIT	STOUGHTON					
NEWBRIDGE ON THE CHARLES SKILLED NURSING FACILITY	DEDHAM					
NEWTON WELLESLEY CENTER FOR ALZHEIMER'S CARE	WELLESLEY					
NORTH ADAMS COMMONS NURSING & REHABILITATION CENTE	NORTH ADAMS					
NORTH END REHABILITATION AND HEALTHCARE CENTER	BOSTON					
NORTHWOOD REHABILITATION & HEALTHCARE CENTER	LOWELL					
NORWOOD HEALTHCARE	NORWOOD					
NOTRE DAME LONG TERM CARE CENTER	WORCESTER					

Note: the MassHealth Infection Control Audit findings previously found on this page are no longer being conducted. These audits have been replaced by Infection Control Survey findings conducted by DPH on behalf of CMS.

## CMS Infection Control Surveys Conducted at Nursing Homes

OAK KNOLL HEALTHCARE CENTER	FRAMINGHAM					
OAKDALE REHABILITATION & SKILLED NURSING CENTER	WEST BOYLSTON					
OAKHILL HEALTHCARE	MIDDLEBOROUGH					
OAKS, THE	NEW BEDFORD					
ODD FELLOWS HOME OF MASSACHUSETTS	WORCESTER					
OUR ISLAND HOME	NANTUCKET					
OUR LADYS HAVEN OF FAIRHAVEN INC	FAIRHAVEN					
OVERLOOK MASONIC HEALTH CENTER	CHARLTON					
OXFORD REHABILITATION & HEALTH CARE CENTER, THE	HAVERHILL					
PALM SKILLED NRSING CR & CTR FOR REHAB EXCELLENCE	CHELMSFORD					
PALMER HEALTHCARE CENTER	PALMER					
PARK AVENUE HEALTH CENTER	ARLINGTON					
PARK PLACE REHABILITATION & SKILLED CARE CENTER	BOSTON					
PARKWAY HEALTH AND REHABILITATION CENTER	BOSTON					
PARSONS HILL REHABILITATION & HEALTH CARE CENTER	WORCESTER					
PAVILION , THE	BARNSTABLE					
PENACOOK PLACE, INC	HAVERHILL					
PHILLIPS MANOR NURSING HOME	LYNN					
PILGRIM REHABILITATION & SKILLED NURSING CENTER	PEABODY					
PINE KNOLL NURSING CENTER	LEXINGTON					
PLEASANT BAY OF BREWSTER REHAB CENTER	BREWSTER					
PLYMOUTH HARBORSIDE HEALTHCARE	PLYMOUTH					
PLYMOUTH REHABILITATION & HEALTH CARE CENTER	PLYMOUTH					
POET'S SEAT HEALTH CARE CENTER	GREENFIELD					
POPE NURSING HOME	WEYMOUTH					
PORT HEALTHCARE CENTER	NEWBURYPORT					
PRESCOTT HOUSE	NORTH ANDOVER					
PRESENTATION REHAB AND SKILLED CARE CENTER	BOSTON					
QUABBIN VALLEY HEALTHCARE	ATHOL					
QUABOAG REHABILITATION & SKILLED CARE FACILITY	WEST BROOKFIELD					
QUEEN ANNE NURSING HOME, INC	HINGHAM					
QUINCY HEALTH AND REHABILITATION CENTER LLC	QUINCY					
RECUPERATIVE SERVICES UNIT-HEBREW REHAB CENTER	BOSTON					
REHABILITATION & NURSING CENTER AT EVERETT (THE)	EVERETT					
RENAISSANCE MANOR ON CABOT	HOLYOKE					
RESERVOIR CENTER FOR HEALTH & REHABILITATION, THE	MARLBOROUGH					
REVOLUTION CHARLWELL	NORWOOD					
REVOLUTION KIMWELL	FALL RIVER					
RIVER TERRACE REHABILITATION AND HEALTHCARE CTR	LANCASTER					
RIVERBEND OF SOUTH NATICK	NATICK					
RIVERCREST LONG TERM CARE	CONCORD					

Note: the MassHealth Infection Control Audit findings previously found on this page are no longer being conducted. These audits have been replaced by Infection Control Survey findings conducted by DPH on behalf of CMS.

## CMS Infection Control Surveys Conducted at Nursing Homes

ROYAL AT WAYLAND REHABILITATION AND NURSING CENTER	WAYLAND					
ROYAL BRAINTREE NURSING AND REHABILITATION CENTER	BRAINTREE					
ROYAL CAPE COD NURSING & REHABILITATION CENTER	BOURNE					
ROYAL MEADOW VIEW CENTER	NORTH READING					
ROYAL MEGANSETT NURSING & REHABILITATION	FALMOUTH					
ROYAL NORWELL NURSING & REHABILITATION CENTER LLC	NORWELL					
ROYAL NURSING CENTER, LLC	FALMOUTH					
ROYAL OF COTUIT	MASHPEE					
ROYAL OF FAIRHAVEN NURSING CENTER	FAIRHAVEN					
ROYAL WOOD MILL CENTER	LAWRENCE					
SACHEM CENTER FOR HEALTH & REHABILITATION	EAST BRIDGEWATER					
SACRED HEART NURSING HOME	NEW BEDFORD					
SALEM REHAB CENTER	SALEM					
SANCTA MARIA NURSING FACILITY	CAMBRIDGE					
SARAH BRAYTON NURSING CARE CTR	FALL RIVER					
SAUGUS CENTER	SAUGUS					
SAVOY NURSING & REHAB CTR	NEW BEDFORD					
SEA VIEW CONVALESCENT AND NURSING HOME	ROWLEY					
SEACOAST NURSING & REHABILITATION CENTER INC	GLOUCESTER					
SERENITY HILL NURSING CENTER	WRENTHAM					
SEVEN HILLS PEDIATRIC CENTER	GROTON					
SHERRILL HOUSE	BOSTON					
SHREWSBURY NURSING & REHABILITATION CENTER	SHREWSBURY					
SIPPICAN HEALTHCARE CENTER	MARION					
SIXTEEN ACRES HEALTHCARE CENTER	SPRINGFIELD					
SKILLED NURSING FACILITY AT NORTH HILL (THE)	NEEDHAM					
SOLDIERS HOME IN MASSACHUSETTS	CHELSEA					
SOMERSET RIDGE CENTER	SOMERSET					
SOUTH COVE MANOR NURSING & REHABILITATION CENTER	QUINCY					
SOUTH DENNIS HEALTHCARE	DENNIS					
SOUTHBRIDGE REHABILITATION & HEALTH CARE CENTER	SOUTHBRIDGE					
SOUTHEAST HEALTH CARE CENTER	EASTON					
SOUTHPOINTE REHAB CENTER	FALL RIVER					
SOUTHSHORE HEALTH CARE CENTER	ROCKLAND					
SOUTHWOOD AT NORWELL NURSING CTR	NORWELL					
SPAULDING NURSING & THERAPY CENTER - BRIGHTON	BOSTON					
SPRINGSIDE REHABILITATION AND SKILLED CARE CENTER	PITTSFIELD					
ST FRANCIS REHABILITATION & NURSING CENTER	WORCESTER					
ST JOSEPH MANOR HEALTH CARE INC	BROCKTON					
ST JOSEPH REHAB & NURSING CARE CENTER	BOSTON					
ST MARY HEALTH CARE CENTER	WORCESTER					




























































Note: the MassHealth Infection Control Audit findings previously found on this page are no longer being conducted. These audits have been replaced by Infection Control Survey findings conducted by DPH on behalf of CMS.

## CMS Infection Control Surveys Conducted at Nursing Homes

ST PATRICK'S MANOR	FRAMINGHAM	●	●	●	●	●
STERLING VILLAGE	STERLING	●	●	●	●	●
STONE REHABILITATION AND SENIOR LIVING	NEWTON	●				
STONEHEDGE HEALTH CARE CENTER	BOSTON	●	●	●	●	
SUDBURY PINES EXTENDED CARE	SUDBURY	●	●	●		
SUNNY ACRES NURSING HOME	CHELMSFORD	●	●	●	●	●
SUTTON HILL CENTER	NORTH ANDOVER	●	●	●	●	●
THOMAS UPHAM HOUSE	MEDFIELD	●				
TIMBERLYN HEIGHTS NURSING AND REHABILITATION	GREAT BARRINGTON	●	●	●		
TIMOTHY DANIELS HOUSE	HOLLISTON	●	●	●	●	●
TOWN AND COUNTRY HEALTH CARE CENTER	LOWELL	●	●	●	●	●
TREMONT HEALTH CARE CENTER	WAREHAM	●	●	●	●	
TWIN OAKS CENTER	DANVERS	●	●			
VERO HEALTH & REHAB OF AMESBURY	AMESBURY	●	●	●	●	
VERO HEALTH & REHAB OF HAMPDEN	HAMPDEN	●	●	●	●	●
VERO HEALTH & REHAB OF REVERE	REVERE	●	●	●	●	●
VERO HEALTH & REHAB OF SOUTH HADLEY	SOUTH HADLEY	●	●	●	●	●
VERO HEALTH & REHAB OF WATERTOWN	WATERTOWN	●	●	●	●	●
VERO HEALTH & REHAB OF WILBRAHAM	WILBRAHAM	●	●	●	●	●
VERO HEALTH & REHAB OF WORCESTER	WORCESTER	●	●	●	●	●
VICTORIA HAVEN NURSING FACILITY	NORWOOD	●				
VNA SENIOR LIVING - HIGHLAND AVENUE CAMPUS	SOMERVILLE	●	●	●	●	
WACHUSETT MANOR	GARDNER	●	●			
WAKEFIELD CENTER	WAKEFIELD	●	●	●	●	●
WALPOLE HEALTHCARE	WALPOLE	●	●			
WAREHAM HEALTHCARE	WAREHAM	●	●	●	●	●
WATERVIEW LODGE LLC, REHABILITATION & HEALTHCARE	ASHLAND	●	●	●	●	●
WEBSTER MANOR REHABILITATION & HEALTH CARE CENTER	WEBSTER	●	●	●	●	●
WEBSTER PARK REHABILITATION AND HEALTHCARE CENTER	ROCKLAND	●	●	●		
WEDGEMERE HEALTHCARE	TAUNTON	●	●			
WEST NEWTON HEALTHCARE	NEWTON	●	●			
WEST ROXBURY HEALTH & REHABILITATION CENTER	BOSTON	●	●	●	●	
WEST SIDE HOUSE LTC FACILITY	WORCESTER	●	●	●	●	●
WESTBOROUGH HEALTHCARE	WESTBOROUGH	●	●			
WESTFIELD CENTER	WESTFIELD	●	●	●	●	●
WESTFIELD GARDENS NURSING AND REHAB	WESTFIELD	●	●	●	●	●
WESTFORD HOUSE	WESTFORD	●	●	●	●	●
WHITTIER BRADFORD TRANSITIONAL CARE UNIT	HAVERHILL	●	●	●	●	●
WHITTIER WESTBOROUGH TRANSITIONAL CARE UNIT	WESTBOROUGH	●	●	●	●	●
WILLIAMSTOWN COMMONS NURSING & REHAB	WILLIAMSTOWN	●	●	●		
WILLIMANSETT CENTER EAST	CHICOPEE	●	●	●	●	●

Note: the MassHealth Infection Control Audit findings previously found on this page are no longer being conducted. These audits have been replaced by Infection Control Survey findings conducted by DPH on behalf of CMS.

## CMS Infection Control Surveys Conducted at Nursing Homes

WILLIMANSETT CENTER WEST	CHICOPEE					
WILLOW MANOR	LOWELL					
WILMINGTON REHAB CENTER	WILMINGTON					
WINCHESTER NURSING CENTER, INC	WINCHESTER					
WINDEMERE NURSING & REHAB CTR ON MARTHAS VINEYARD	OAK BLUFFS					
WINDSOR NURSING & RETIREMENT HOME	YARMOUTH					
WINGATE AT CHESTNUT HILL	BROOKLINE					
WINGATE AT HARWICH	HARWICH					
WINGATE AT HAVERHILL	HAVERHILL					
WINGATE AT NEEDHAM	NEEDHAM					
WINGATE AT SILVER LAKE	KINGSTON					
WOBURN NURSING CENTER, INC	WOBURN					
WORCESTER REHABILITATION & HEALTH CARE CENTER	WORCESTER					
WORCESTER REHABILITATION & HEALTH CARE CENTER	WORCESTER					

Note: the MassHealth Infection Control Audit findings previously found on this page are no longer being conducted. These audits have been replaced by Infection Control Survey findings conducted by DPH on behalf of CMS.





# Massachusetts Department of Public Health COVID-19 Dashboard - COVID Cases in Assisted Living Residences (1/5)

Thursday, May 06, 2021

Cumulative data collected as of 5/6/2021 8:00am

Facility	County	Maximum Capacity	Number of Confirmed Cases*	Facility	County	Maximum Capacity	Number of Confirmed Cases*
Adelaide of Newton Centre	Middlesex County	61	>30	Benchmark Senior Living at Clapboardtree	Norfolk County	115	11-30
All American Assisted Living at Hanson	Plymouth County	96	>30	Benchmark Senior Living at Forge Hill	Norfolk County	109	>30
All American Assisted Living at Raynham	Bristol County	112	>30	Benchmark Senior Living at Robbins Brook	Middlesex County	89	>30
All American Assisted Living at Wareham	Plymouth County	112	>30	Benchmark Senior Living at The Commons in Lincoln	Middlesex County	81	>30
All American Assisted Living at Wrentham	Norfolk County	122	>30	Benchmark Senior Living at Woburn	Middlesex County	97	>30
Allerton House at Central Park	Norfolk County	109	>30	Bertram House of Swampscott	Essex County	70	11-30
Allerton House at Harbor Park	Plymouth County	78	11-30	Bethany Homes - Merrivista	Essex County	33	1-10
Allerton House at Proprietors Green	Plymouth County	110	11-30	Billerica Crossings	Middlesex County	78	11-30
Allerton House at The Village at Duxbury	Plymouth County	36	11-30	Blaire House at Tewksbury Assisted Living	Middlesex County	35	11-30
American Inn at Sawmill Park	Hampden County	18	1-10	Blaire House of Milford	Worcester County	50	11-30
Armbrook Assisted Living	Hampden County	84	>30	Bridges by EPOCH at Andover	Essex County	72	11-30
Artis Senior Living of Lexington	Middlesex County	72	11-30	Bridges by EPOCH at Hingham	Plymouth County	54	1-10
Artis Senior Living of Reading	Middlesex County	64	>30	Bridges by EPOCH at Mashpee	Barnstable County	60	11-30
Artisan at Hudson	Middlesex County	100	1-10	Bridges by EPOCH at Pembroke	Plymouth County	54	>30
Ashland Farms at North Andover	Essex County	101	>30	Bridges by EPOCH at Sudbury	Middlesex County	54	>30
Assisted Living Center of Salisbury	Essex County	30	1-10	Bridges by EPOCH at Westford	Middlesex County	56	>30
Atria Draper Place	Worcester County	70	11-30	Bridges by EPOCH at Westwood	Norfolk County	72	>30
Atria Fairhaven	Bristol County	91	>30	Brigham House	Middlesex County	62	11-30
Atria Longmeadow Place	Middlesex County	114	11-30	Brightview Arlington	Middlesex County	93	>30
Atria Maplewood Place	Middlesex County	105	11-30	Brightview Canton	Norfolk County	69	>30
Atria Marina Place	Norfolk County	130	>30	Brightview Concord River	Middlesex County	93	>30
Atria Marland Place	Essex County	136	>30	Brightview Danvers	Essex County	84	11-30
Atria Merrimack Place	Essex County	139	11-30	Brightview of North Andover	Essex County	123	>30
Atria Woodbriar Park	Barnstable County	108	>30	Brightview Wakefield	Middlesex County	117	>30
Atria Woodbriar Place	Barnstable County	149	11-30	Broadview	Worcester County	63	>30
Atrium at Cardinal Drive	Hampden County	56	1-10	Brookdale Attleboro	Bristol County	151	11-30
Atrium at Drum Hill	Middlesex County	56	>30	Brookdale Cape Cod	Barnstable County	118	11-30
Atrium at Faxon Woods	Norfolk County	60	11-30	Brookdale Cushing Park	Middlesex County	116	>30
Atrium at Veronica Drive	Essex County	62	>30	Brookdale Eddy Pond East	Worcester County	80	1-10
Autumn Glen at Dartmouth	Bristol County	87	11-30	Brookdale Eddy Pond West	Worcester County	111	11-30
Avita of Needham	Norfolk County	70	11-30	Brookdale Quincy Bay	Norfolk County	150	11-30
Avita of Newburyport	Essex County	76	>30	Brookside at Regency	Barnstable County	31	1-10
Bayberry at Emerald Court	Middlesex County	119	1-10	Cadbury Commons	Middlesex County	80	>30

Data Source: Self-Reported Data from ALRs to Office of Elder Affairs; \* Includes staff and residents; Note: This list includes all Assisted Living Residences and their reported COVID-19 cases to date (staff and residents). The number of cases for a facility relies on the amount of testing conducted; facilities not included on this may have COVID-19 cases that have not yet been identified. Some facilities have tested some or all residents only; some have also tested staff. A low number of cases may reflect that not all residents and staff have not been tested, not necessarily low prevalence.



# Massachusetts Department of Public Health COVID-19 Dashboard - COVID Cases in Assisted Living Residences (2/5)

Thursday, May 06, 2021

Cumulative data collected as of 5/6/2021 8:00am

Facility	County	Maximum Capacity	Number of Confirmed Cases*	Facility	County	Maximum Capacity	Number of Confirmed Cases*
Cambridge Homes	Middlesex County	44	11-30	Fenno House	Norfolk County	53	1-10
Cape Cod Senior Residences at Pocasset	Barnstable County	60	>30	Fieldstone at The Overlook	Worcester County	17	1-10
Carmel Terrace	Middlesex County	76	11-30	Florence & Chafetz Home for Specialized Care	Suffolk County	36	1-10
Carriage House at Lee's Farm	Middlesex County	63	>30	Forestdale Park Assisted Living	Middlesex County	59	>30
Cedarbrook Village	Hampshire County	97	1-10	Gabriel House of Fall River	Bristol County	110	>30
Chelmsford Crossings	Middlesex County	74	11-30	Gardens at Newbury Court	Middlesex County	29	1-10
Chestnut Knoll at Glenmeadow	Hampden County	34	>30	Gery & Emil Eisenberg Residence	Worcester County	80	>30
Chestnut Park at Cleveland Circle	Suffolk County	88	>30	Giving Tree Senior Living LLC	Middlesex County	54	0
Christopher Heights of Attleboro	Bristol County	81	11-30	Glen at Grove Manor	Norfolk County	20	1-10
Christopher Heights of Belchertown	Hampshire County	95	>30	Goddard House	Norfolk County	119	>30
Christopher Heights of Marlborough	Middlesex County	95	1-10	Golden Pond Assisted Living	Middlesex County	209	>30
Christopher Heights of Northampton	Hampshire County	97	11-30	Grace Morgan House	Essex County	26	1-10
Christopher Heights of Webster	Worcester County	83	1-10	Grove Manor Estates	Norfolk County	70	>30
Christopher Heights of Worcester	Worcester County	80	>30	Hampton Suites at Southgate	Worcester County	117	11-30
Clifton Assisted Living Community	Bristol County	66	11-30	Harbor Point at Centerville	Barnstable County	68	>30
Cohen Florence Levine Estates	Suffolk County	69	1-10	Harriett and Ralph Kaplan Estates	Essex County	133	>30
Coleman House	Worcester County	22	11-30	Haverhill Crossings	Essex County	109	>30
Compass on the Bay	Suffolk County	55	>30	Hearthstone at Choate	Middlesex County	25	11-30
Concord Park	Middlesex County	86	>30	Hearthstone at New Horizons	Middlesex County	45	>30
Connemara Senior Living Campello	Plymouth County	109	1-10	Heights Crossing	Plymouth County	107	>30
Corcoran House	Worcester County	42	1-10	Henrietta Brewer House	Dukes County	14	0
Cornerstone at Canton	Norfolk County	92	>30	Heritage at Falmouth	Barnstable County	56	1-10
Cornerstone at Milford	Worcester County	90	>30	Heritage at Framingham	Middlesex County	102	>30
Country Club Heights	Middlesex County	107	>30	Heritage Woods	Hampden County	1115	11-30
Davis Manor	Worcester County	11	1-10	Herrick House	Essex County	90	>30
Decatur House	Barnstable County	28	11-30	Heywood Wakefield Commons	Worcester County	80	1-10
Du Charme Estates Ltd.	Worcester County	18	1-10	John Bertram House	Essex County	27	11-30
Duxbury House at The Village Memory Care Residence	Plymouth County	24	1-10	Keystone Commons	Hampden County	65	>30
East Village Place	Hampden County	77	11-30	Keystone Place at Buzzards Bay	Barnstable County	102	11-30
Edelweiss Village	Suffolk County	65	1-10	Landmark at Fall River	Bristol County	91	11-30
Elizabeth Calsey House	Essex County	14	1-10	Landmark at Longwood	Suffolk County	107	11-30
Elizabeth Calsey House at Lions Mouth Road	Essex County	26	11-30	Landmark at Monastery Heights	Hampden County	120	11-30
Evans Park at Newton Corner	Middlesex County	115	11-30	Landmark at Ocean View	Essex County	91	>30

Data Source: Self-Reported Data from ALRs to Office of Elder Affairs; \* Includes staff and residents; Note: This list includes all Assisted Living Residences and their reported COVID-19 cases to date (staff and residents). The number of cases for a facility relies on the amount of testing conducted; facilities not included on this may have COVID-19 cases that have not yet been identified. Some facilities have tested some or all residents only; some have also tested staff. A low number of cases may reflect that not all residents and staff have not been tested, not necessarily low prevalence.



# Massachusetts Department of Public Health COVID-19 Dashboard - COVID Cases in Assisted Living Residences (3/5)

Thursday, May 06, 2021

Cumulative data collected as of 5/6/2021 8:00am

Facility ▲	County	Maximum Capacity	Number of Confirmed Cases*	Facility ▲	County	Maximum Capacity	Number of Confirmed Cases*
Laurel Ridge	Berkshire County	11	0	Putnam Farm at Danvers	Essex County	84	>30
Laurelwood at The Pinehills	Plymouth County	83	>30	River Mills Assisted Living at Chicopee Falls	Hampden County	109	1-10
Laurentide at Mashpee Commons	Barnstable County	82	11-30	RiverCourt Residences	Middlesex County	66	11-30
Leominster Crossings	Worcester County	82	>30	Robbie's Place	Middlesex County	22	1-10
Life Care Center of Stoneham	Middlesex County	18	11-30	Rockridge Retirement Community	Hampshire County	68	1-10
Linda Manor Assisted Living	Hampshire County	92	1-10	Rogerson House	Suffolk County	68	11-30
Loomis Lakeside at Reeds Landing	Hampden County	15	11-30	Rosewood Homestyle Assisted Living	Berkshire County	28	11-30
Loomis Village	Hampshire County	21	0	Ruggles Assisted Living	Suffolk County	43	11-30
Manor on the Hill	Worcester County	92	>30	Ruth's House	Hampden County	82	11-30
Maplewood at Brewster	Barnstable County	153	>30	Sarawood	Hampden County	28	1-10
Maplewood at Mayflower Place	Barnstable County	45	11-30	Scandinavian Living Center	Middlesex County	40	11-30
Maplewood at Weston	Middlesex County	130	11-30	Seasons of Danvers	Essex County	55	>30
Marguerite's House	Essex County	106	11-30	Shrewsbury Crossings	Worcester County	74	11-30
Mary Ann Morse at Heritage	Middlesex County	102	0	Side By Side	Berkshire County	45	0
Mason Wright Assisted Living	Hampden County	99	>30	Side by Side Assisted Living Residence Veterans Annex	Berkshire County	20	0
Methuen Village at Riverwalk Park	Essex County	95	>30	Springhouse	Suffolk County	85	11-30
Mill Hill Residence	Barnstable County	79	>30	Stafford Hill Assisted Living	Plymouth County	89	>30
Nashoba Park	Middlesex County	73	>30	Standish Village at Lower Mills	Suffolk County	108	>30
Neville Place	Middlesex County	73	1-10	Stone Hill at Andover	Essex County	109	1-10
New Horizons at Choate	Middlesex County	40	11-30	Stonebridge at Burlington	Middlesex County	119	1-10
New Horizons at Marlborough	Middlesex County	200	11-30	Sugar Hill	Berkshire County	49	11-30
New Pond Village	Norfolk County	34	11-30	Sunny Acres - Legacy Care	Middlesex County	12	11-30
NewBridge on the Charles	Norfolk County	94	11-30	Sunrise at Gardner Park	Essex County	62	>30
Notre Dame du Lac	Worcester County	166	>30	Sunrise of Arlington	Middlesex County	95	>30
Orchard Hill	Middlesex County	80	11-30	Sunrise of Braintree	Norfolk County	79	>30
Orchard Valley of Wilbraham	Hampden County	66	>30	Sunrise of Burlington	Middlesex County	126	>30
Pine Hill at Kimball Farms	Berkshire County	74	11-30	Sunrise of Cohasset	Norfolk County	79	11-30
Pleasant Bay of Brewster Assisted Living Center	Barnstable County	59	0	Sunrise of Leominster	Worcester County	85	11-30
Plymouth Crossings	Plymouth County	70	>30	Sunrise of Lynnfield	Essex County	94	>30
Prospect House	Suffolk County	116	>30	Sunrise of Newton	Middlesex County	0	1-10
Prosper at Fall River	Bristol County	91	1-10	Sunrise of Norwood	Norfolk County	88	>30
Prosper at Monestary Heights	Hampden County	120	0	Sunrise of Plymouth Beach	Plymouth County	102	11-30
Providence House	Suffolk County	139	>30	Sunrise of Wayland	Middlesex County	74	11-30

Data Source: Self-Reported Data from ALRs to Office of Elder Affairs; \* Includes staff and residents; Note: This list includes all Assisted Living Residences and their reported COVID-19 cases to date (staff and residents). The number of cases for a facility relies on amount of testing conducted; facilities not included on this may have COVID-19 cases that have not yet been identified. Some facilities have tested some or all residents only; some have also tested staff. A low number of cases may reflect that not all residents a staff have not been tested, not necessarily low prevalence.



# Massachusetts Department of Public Health COVID-19 Dashboard - COVID Cases in Assisted Living Residences (4/5)

Thursday, May 06, 2021  
Cumulative data collected as of 5/6/2021 8:00am

Facility ▲	County	Maximum Capacity	Number of Confirmed Cases*	Facility ▲	County	Maximum Capacity	Number of Confirmed Cases*
Sunrise of Weston	Middlesex County	34	1-10	The Residence at Melrose Station	Middlesex County	92	11-30
Susan Bailis Assisted Living Community	Suffolk County	136	11-30	The Residence at Orchard Grove	Worcester County	60	11-30
Swan Brook	Bristol County	29	1-10	The Residence at Pearl Street	Middlesex County	89	>30
Tatnuck Park at Worcester	Worcester County	83	>30	The Residence at Penniman Hill	Plymouth County	92	1-10
The Arbors at Amherst	Hampshire County	86	11-30	The Residence at Riverbend	Essex County	83	1-10
The Arbors at Chicopee	Hampden County	92	1-10	The Residence at Valley Farm	Middlesex County	82	11-30
The Arbors at Dracut	Middlesex County	84	11-30	The Residence at Vinnin Square	Essex County	88	11-30
The Arbors at Greenfield	Franklin County	76	1-10	The Residence at Watertown Square	Middlesex County	95	11-30
The Arbors at Stoneham	Middlesex County	89	11-30	The Residences at Sherburne Commons	Nantucket County	54	1-10
The Arbors at Stoughton	Norfolk County	91	>30	The Rubin Home Assisted Living	Essex County	16	1-10
The Arbors at Taunton	Bristol County	87	>30	The Saab Residence	Middlesex County	62	11-30
The Arbors at Westfield	Hampden County	90	11-30	The Wellington at Springfield	Hampden County	108	1-10
The Assisted Living Residences at Hancock Park	Norfolk County	42	0	The Woodlands Inn at Edgewood	Essex County	40	1-10
The Branches of Framingham	Middlesex County	104	1-10	Thirwood Place	Barnstable County	95	1-10
The Branches of Marlboro	Middlesex County	104	11-30	Traditions of Dedham	Norfolk County	96	1-10
The Branches of North Attleboro	Bristol County	104	>30	Traditions of Wayland	Middlesex County	81	>30
The Cottages at Dartmouth Village	Bristol County	94	11-30	Victorian Health of Chatham	Barnstable County	40	1-10
The Elms at Briarwood	Worcester County	34	1-10	Village at Willow Crossings	Bristol County	118	>30
The Enclave of Franklin	Norfolk County	96	>30	Visiting Nurse Assisted Living	Middlesex County	97	1-10
The Evergreens	Worcester County	12	1-10	Waltham Crossings	Middlesex County	112	>30
The Falls at Cordingly Dam	Middlesex County	93	>30	Waterstone at Wellesley	Norfolk County	52	11-30
The Gables at Winchester	Middlesex County	141	>30	Whaler's Cove	Bristol County	130	1-10
The Gables of Fitchburg	Worcester County	70	1-10	Whitcomb House	Worcester County	87	>30
The Inn at Silver Lake	Plymouth County	93	11-30	White Oak Cottages	Norfolk County	24	11-30
The Landing at Laurel Lake	Berkshire County	80	11-30	Whitney Place at Natick	Middlesex County	106	11-30
The Linden at Danvers	Essex County	116	>30	Whitney Place at Northborough	Worcester County	83	>30
The Linden at Dedham	Norfolk County	113	11-30	Whitney Place at Northbridge	Worcester County	30	1-10
The Parc at Harbor View Senior Living	Suffolk County	73	1-10	Whitney Place at Sharon	Norfolk County	91	>30
The Reserve at East Longmeadow	Hampden County	126	1-10	Whitney Place at Westborough	Worcester County	85	1-10
The Residence at Cedar Dell	Bristol County	80	>30	Whitney Suites at Westborough	Worcester County	43	>30
The Residence at Five Corners	Bristol County	90	11-30	Winchester Mount Vernon House	Middlesex County	17	1-10
The Residence at Freeman Lake	Middlesex County	85	>30	Windrose at Weymouth	Norfolk County	53	>30
The Residence at Great Woods	Bristol County	82	0	Windrose at Woburn	Middlesex County	33	11-30

Data Source: Self-Reported Data from ALRs to Office of Elder Affairs; \* Includes staff and residents; Note: This list includes all Assisted Living Residences and their reported COVID-19 cases to date (staff and residents). The number of cases for a facility relies on the amount of testing conducted; facilities not included on this may have COVID-19 cases that have not yet been identified. Some facilities have tested some or all residents only; some have also tested staff. A low number of cases may reflect that not all residents and staff have not been tested, not necessarily low prevalence.



# Massachusetts Department of Public Health COVID-19 Dashboard - COVID Cases in Assisted Living Residences (5/5)

Thursday, May 06, 2021

Cumulative data collected as of 5/6/2021 8:00am

Facility	County	Maximum Capacity	Number of Confirmed Cases*
Windsor Place of Wilmington	Middlesex County	101	11-30
Wingate Residences at Boylston Place	Norfolk County	48	1-10
Wingate Residences at Haverhill	Essex County	69	11-30
Wingate Residences at Melbourne	Berkshire County	124	>30
Wingate Residences at Needham	Norfolk County	101	>30
Wingate Residences at Norton	Bristol County	82	1-10
Winter Valley Residences	Norfolk County	17	1-10
Wood Haven Senior Living	Middlesex County	58	>30
Woodbridge Assisted Living at The Cottages of Southwick	Hampden County	18	1-10
Woodlands at Pleasant Bay	Barnstable County	59	0
Youville House Assisted Living Residence, Inc.	Middlesex County	143	11-30
Youville Place	Middlesex County	101	>30
Zelma Lacey House	Suffolk County	83	1-10

Data Source: Self-Reported Data from ALRs to Office of Elder Affairs; \* Includes staff and residents; Note: This list includes all Assisted Living Residences and their reported COVID-19 cases to date (staff and residents). The number of cases for a facility relies on the amount of testing conducted; facilities not included on this may have COVID-19 cases that have not yet been identified. Some facilities have tested some or all residents only; some have also tested staff. A low number of cases may reflect that not all residents and staff have not been tested, not necessarily low prevalence.