

Commercial vehicles due to expire on December 31st can be renewed online at Mass.Gov/myRMV using the online bulk renewal process. This is the fastest and most efficient way to renew your bulk fleet registrations. Successful renewals will be processed immediately and mailed within 10 business days.

As of November 2019, the RMV updated how they organize commercial vehicles into fleets based on vehicle registration location. If you are a company that has one location, then all of the vehicles at this location will be considered a fleet by the RMV system. You will be able to use the RMV's online bulk renewal process to renew all of your vehicles during one online transaction. If you are a company that has more than one location and you use those multiple locations to register your vehicles, then the registered commercial vehicles at each location will be considered separate fleets by the RMV system. When you are renewing your vehicles online you can still use the bulk renewal process, but you will need to complete the renewal transaction for each fleet separately.



One Fleet Bulk Renewal: To begin the online bulk renewal process you will be prompted to enter your FEIN along with the registration number and plate type of one of the commercial vehicles in your fleet. The RMV system will then return a list of all the commercial vehicles associated with the registration address of the vehicle you originally entered.



Multiple Fleet Bulk Renewal: If you have vehicles registered to more than one address you will need to complete the online bulk renewal process for each fleet. During each transaction you will be prompted to enter your FEIN along with the registration number and plate type of one of the commercial vehicles in the fleet you want to renew. The RMV system will then return a list of all the commercial vehicles associated with the registration address of the vehicle you entered.

Here are examples of the process for a company with one fleet and one with multiple fleets.

One Fleet Example:

ABC Trucking has registered all of their commercial vehicles to one location in North Quincy. All of these vehicles are grouped as a single fleet within the RMV system.

When ABC Trucking is renewing their commercial vehicle registrations, they can use the online renewal bulk process to renew their entire fleet during one transaction.

ABC Trucking



North Quincy

Multiple Fleets Example:

Trucks & Transports, LLC has registered some of their commercial vehicles to their location in Springfield and their remaining commercial vehicles to their location in Taunton. The RMV system has grouped these vehicles into two separate fleets based on their registration address. In this example, Trucks & Transports, LLC has one fleet at the Springfield location and one fleet at the Taunton location.

When Trucks & Transports, LLC is renewing their commercial vehicles, they will need to use the online renewal bulk process twice to renew each fleet during its own online transaction.

Note: The Application for Renewal (RMV-2) forms will be mailed to the vehicle's mailing address. This may be the same as the registration address or this could be a separate address. In this example, if the Springfield location is the mailing address for the company, then all of the RMV-2 forms will be sent to that location no matter which fleet location the vehicle is registered to in the RMV system.

Trucks & Transports, LLC



Springfield



Taunton

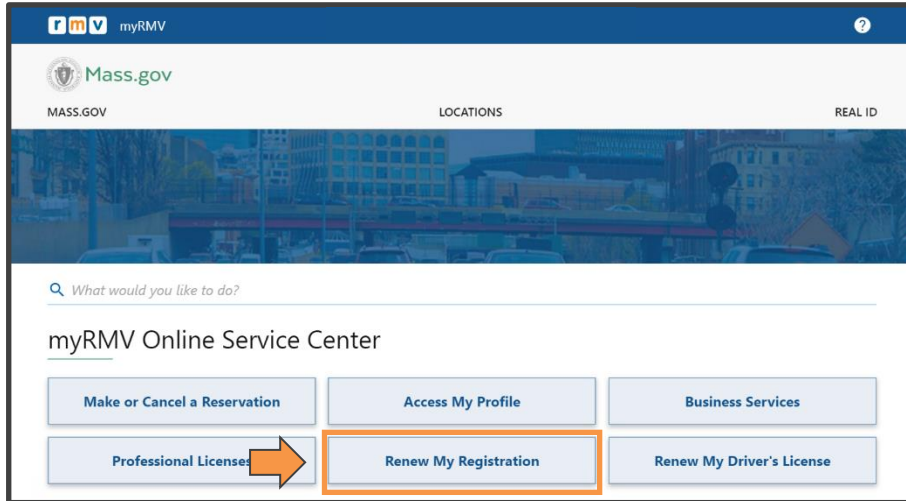
This job aid includes directions on how to renew your bulk fleet registrations for one or more fleets associated with your company.



To complete the process online, the RMV also requires the current tax year **Form 2290/Schedule 1** to be submitted for vehicles that weigh 55,000 pounds or over. If you have not submitted this document prior to the online transaction, you can upload the document during the online renewal process. There may be a short delay in the process as the RMV reviews your documentation.

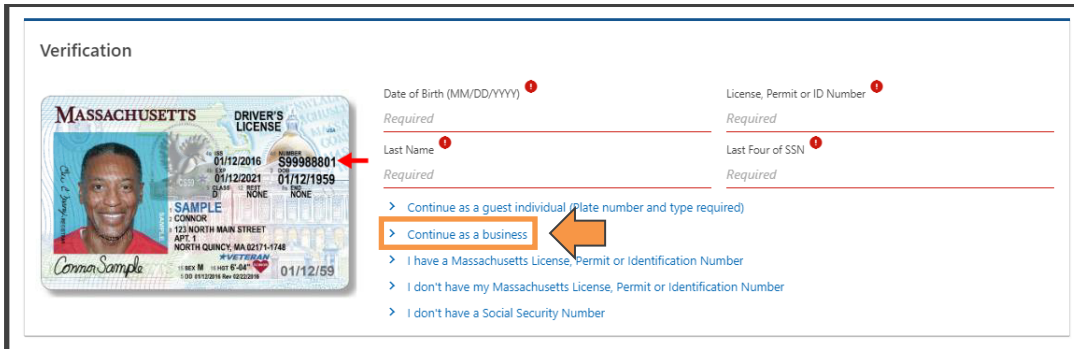
1

Navigate to www.mass.gov/myRMV and select the **Renew My Registration** button.



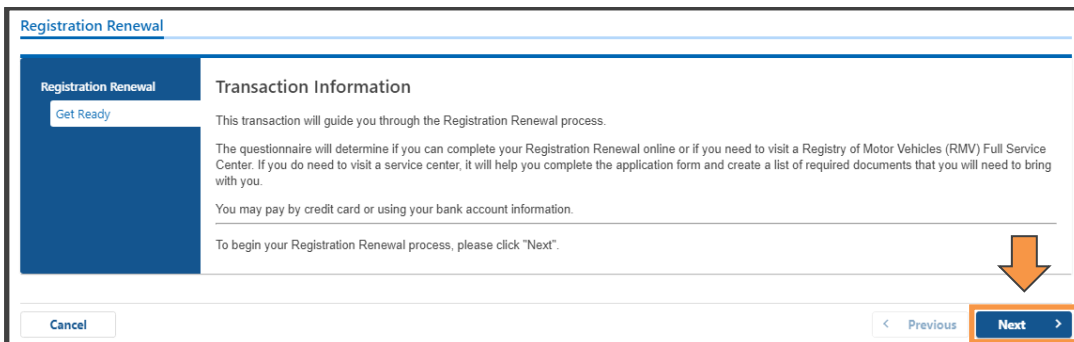
2

Click the **Continue as a business** hyperlink.



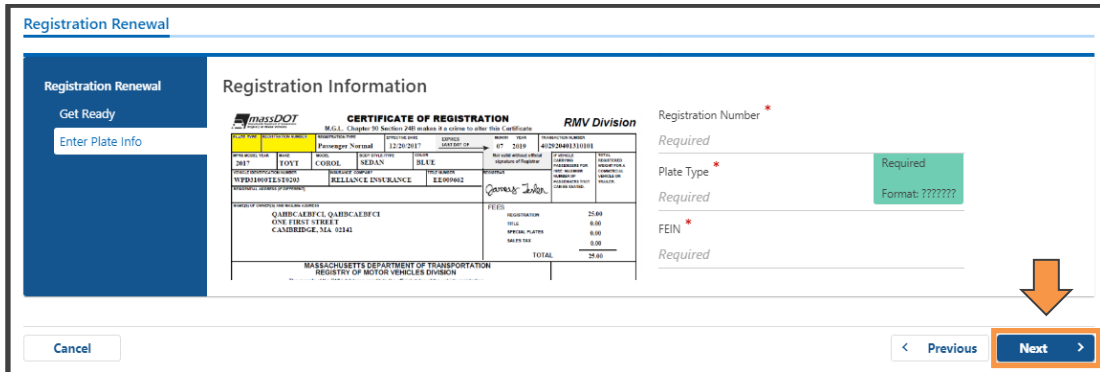
3

Review the **Transaction Information** on the screen, then click the **Next** button.



4

Enter the vehicle's **Registration Number**, **Plate Type** and your **FEIN** (Federal Employer Identification Number), then click the **Next** button.



5

Review the **My Vehicles** screen.

- To renew ALL of the vehicles, click the **Select All** hyperlink then click the **Next** button.
- To renew SOME of the vehicles, click the **Renew** button next to each vehicle being renewed then click the **Next** button.

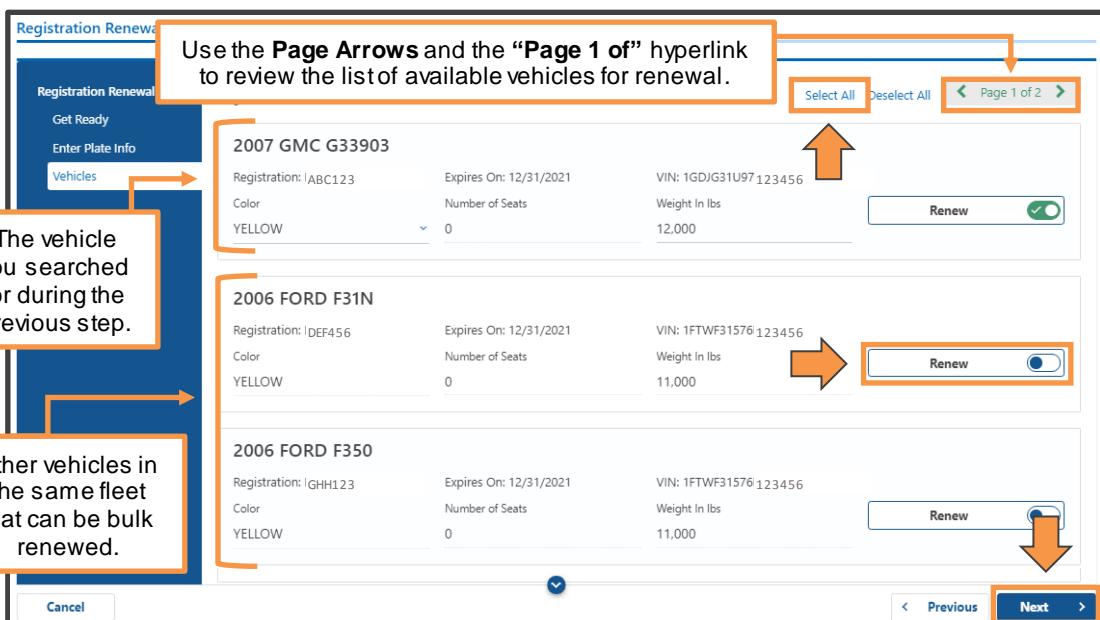


Tip: To see the entire list of available vehicles, scroll down the screen and use the **Page Arrows** at the top right of the screen to see additional pages. You can also click on the **“Page 1 of”** hyperlink to navigate to a specific page in the list. The commercial vehicle you entered in the previous step will be at the top of the list. The rest of the list will include all of the other vehicles within this fleet that are eligible for renewal.



Reminder: The RMV classifies a fleet as all the vehicles registered to the same address. If your company has more than one location and you have vehicles registered to those multiple locations then you will have multiple fleets within the RMV system.

If you do not see one of your vehicles in the current list, it may mean that it is part of another fleet. After completing this bulk renewal transaction, start the transaction again by searching for the vehicle you did not see. It will pull up that vehicle and any of the other eligible vehicles in that associated fleet.



Form 2290 / Schedule 1

To complete this online bulk renewal process, the RMV requires the current tax year **Form 2290 / Schedule 1** for vehicles that weigh 55,000 pounds or over.

- If this document is required for your commercial vehicles and you have not submitted it prior to the online transaction, you can upload it at this point in the process. At the end of this transaction, you will not be asked for payment information. Instead, the RMV will review your application and will email you within 5-7 days to inform you whether your application was successful or not. This email will include instructions on how to complete your renewal transaction.
- If you do not need to submit this document, you will not see this screen during the online transaction. Proceed to **Step 6**.



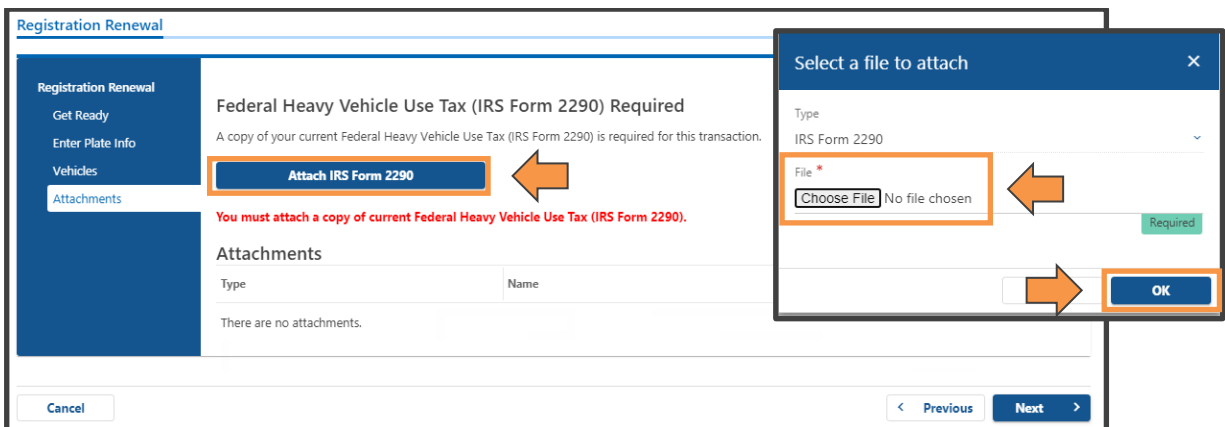
Tip: If only some of your vehicles in this fleet require Form 2290, you can decide to bulk renew this fleet using two separate transactions to speed up the renewal process for those vehicles that don't require Form 2290.

In the first transaction you would select only the vehicles that don't require Form 2290. After completing that transaction and paying for those renewals, you can then begin a second transaction where you would enter and select the vehicles that require Form 2290.



Tip: If your company has a large number of vehicles listed on your Form 2290, please put a check mark next to the VINs of the vehicles you are renewing today before uploading the document. This will expedite the review process.

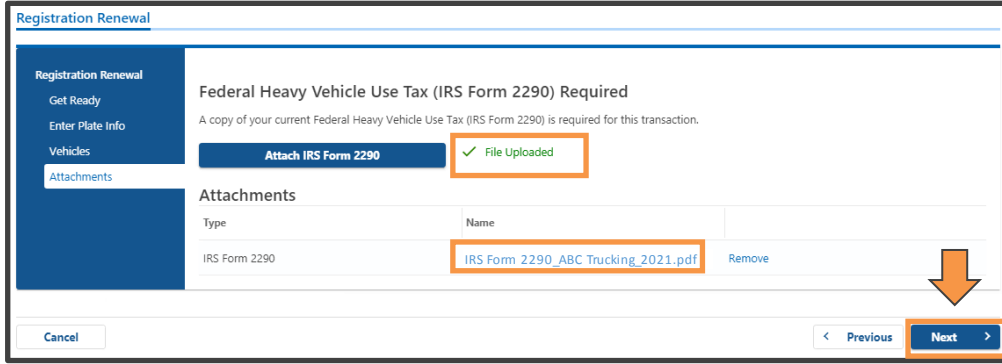
Click the **Attach IRS Form 2290** button. In the pop-up window select **Choose File**. Browse your computer to select and attach your **IRS Form 2290**, then click the **OK** button.



The screenshot shows the 'Registration Renewal' web interface. On the left is a navigation menu with 'Attachments' selected. The main content area displays 'Federal Heavy Vehicle Use Tax (IRS Form 2290) Required' and a message: 'A copy of your current Federal Heavy Vehicle Use Tax (IRS Form 2290) is required for this transaction.' Below this is a red error message: 'You must attach a copy of current Federal Heavy Vehicle Use Tax (IRS Form 2290).' An 'Attach IRS Form 2290' button is highlighted with an orange box and an arrow. A 'Select a file to attach' dialog box is open, showing 'Type: IRS Form 2290' and a 'File *' field with a 'Choose File' button highlighted by an orange box and an arrow. The 'OK' button in the dialog is also highlighted with an orange box and an arrow.

Confirm the attachment uploaded properly, then click the **Next** button.

- The successful upload screen will include a Green File Upload checkmark and the name of your attachment.



Registration Renewal

Federal Heavy Vehicle Use Tax (IRS Form 2290) Required

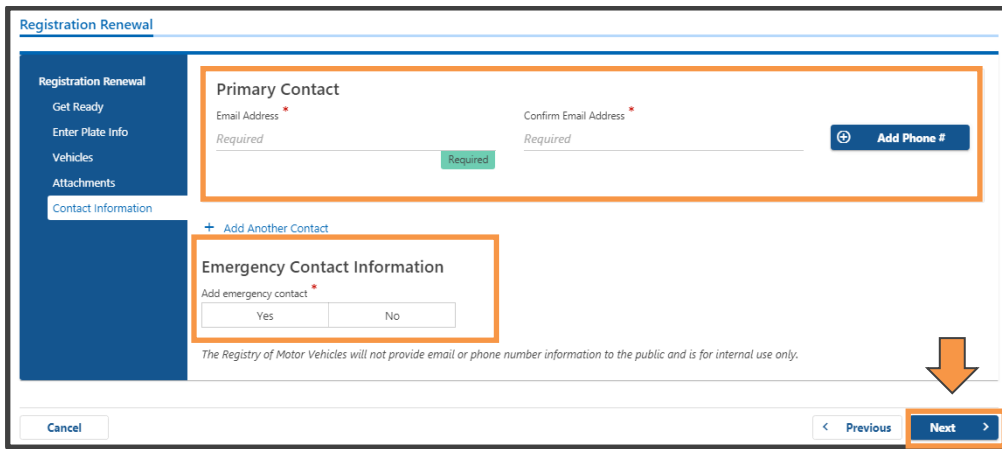
A copy of your current Federal Heavy Vehicle Use Tax (IRS Form 2290) is required for this transaction.

Attach IRS Form 2290 ✔ File Uploaded

Type	Name	
IRS Form 2290	IRS Form 2290_ABC Trucking 2021.pdf	Remove

Cancel < Previous **Next** >

Enter and confirm the **Primary Contact Email Address**. Click the **Add Phone #** button to add a phone number. Select **Yes** or **No** to add **Emergency Contact Information**. Click the **Next** button, then proceed to **Step 10**.



Registration Renewal

Primary Contact

Email Address ^{*} Required Confirm Email Address ^{*} Required + Add Phone #

+ Add Another Contact

Emergency Contact Information

Add emergency contact ^{*}

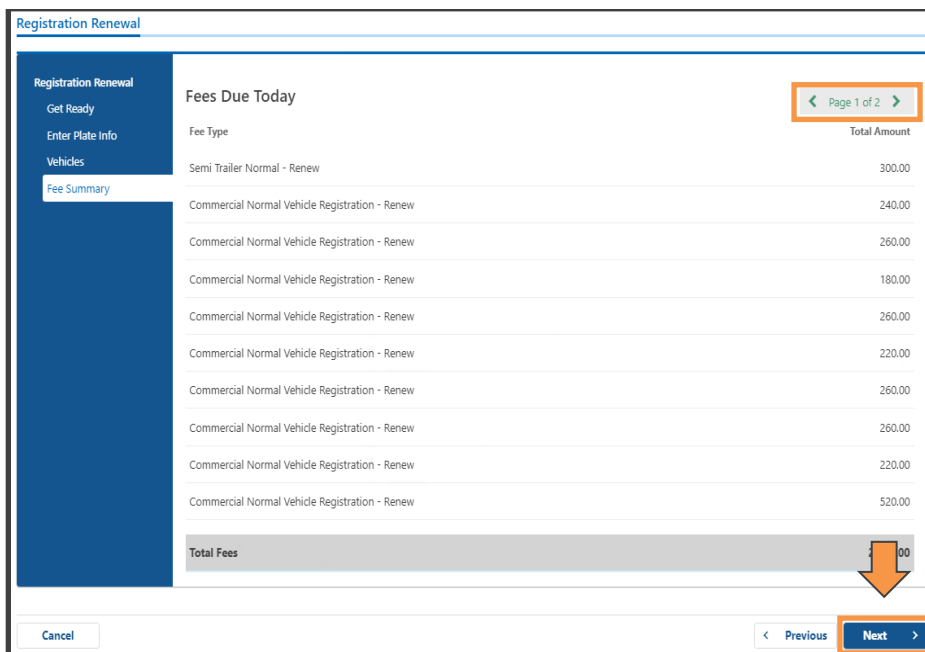
Yes No

The Registry of Motor Vehicles will not provide email or phone number information to the public and is for internal use only.

Cancel < Previous **Next** >

6 Review the **Fee Summary** screen, then click the **Next** button.

- Use the **Page Arrows** at the top right of the screen or click on the **“Page 1 of”** hyperlink to navigate through the Fee Summary screens.



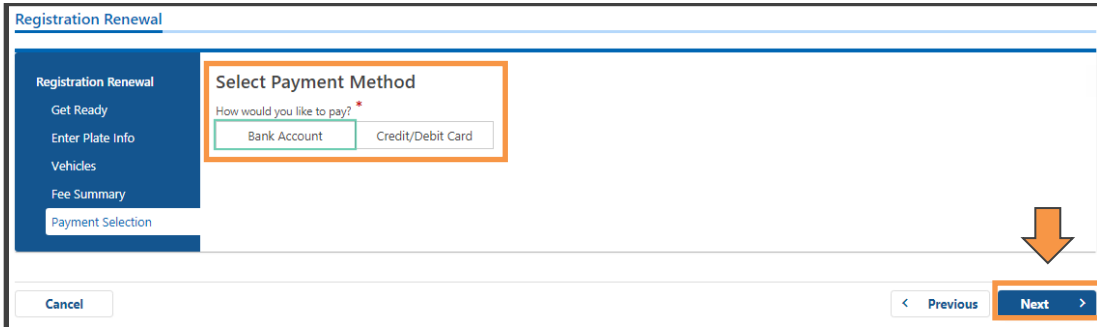
Registration Renewal

Fees Due Today < Page 1 of 2 >

Fee Type	Total Amount
Semi Trailer Normal - Renew	300.00
Commercial Normal Vehicle Registration - Renew	240.00
Commercial Normal Vehicle Registration - Renew	260.00
Commercial Normal Vehicle Registration - Renew	180.00
Commercial Normal Vehicle Registration - Renew	260.00
Commercial Normal Vehicle Registration - Renew	220.00
Commercial Normal Vehicle Registration - Renew	260.00
Commercial Normal Vehicle Registration - Renew	260.00
Commercial Normal Vehicle Registration - Renew	220.00
Commercial Normal Vehicle Registration - Renew	520.00
Total Fees	2,000.00

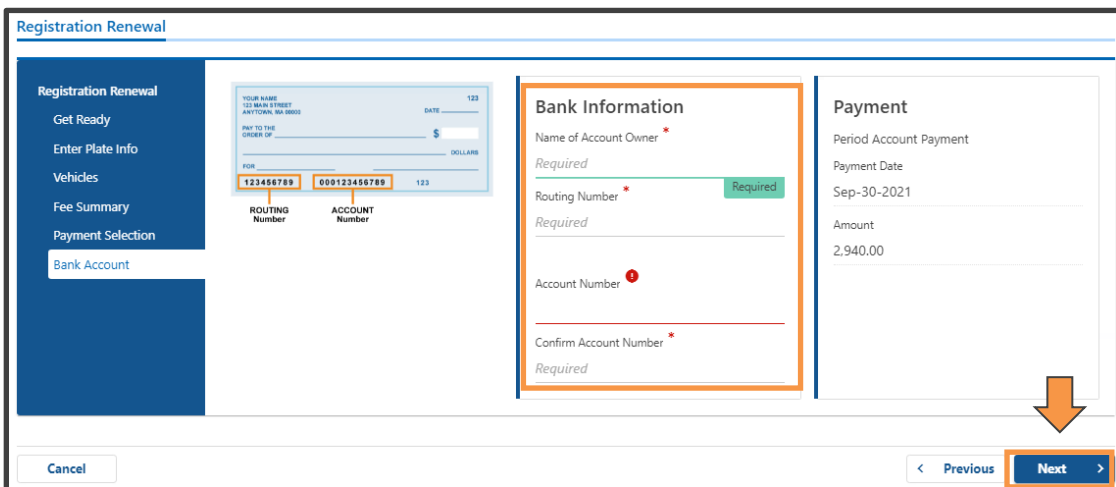
Cancel < Previous **Next** >

7 Select the **Bank Account** button or **Credit/Debit Card** button based on how you will be paying the transaction fees, then click the **Next** button.

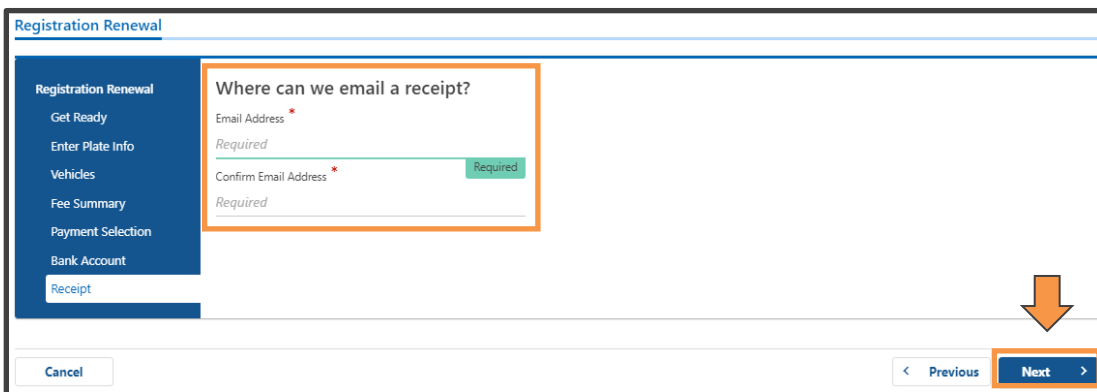


8 **Bank Account:** If you are using your bank account to pay the transaction fees, complete the **Bank Information** fields, then click the **Next** button.

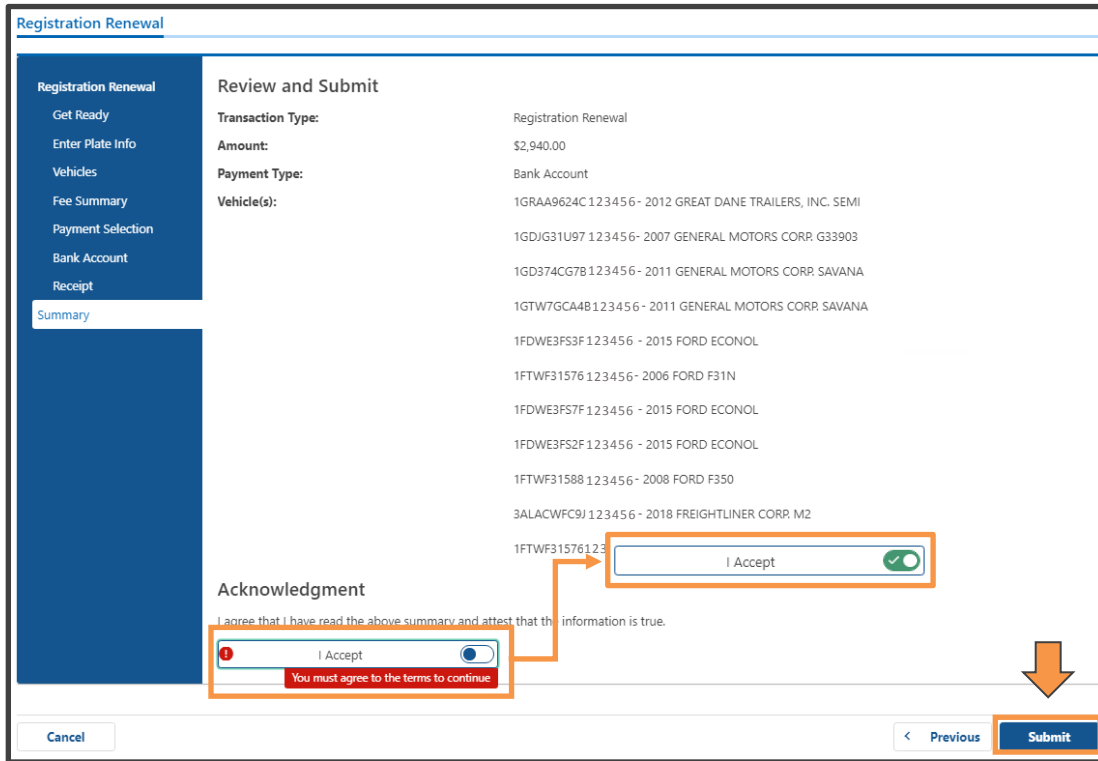
 If you plan to use your **Credit/Debit Card** proceed to **Step 9**.



9 Enter your email address into the open **Email Address** and **Confirm Email Address** fields, then click the **Next** button



10 Review the **Review and Submit** the screen. This is the final summary of your transaction. Select the **I Accept** button, then click the **Submit** button



Registration Renewal

Review and Submit

Transaction Type: Registration Renewal
 Amount: \$2,940.00
 Payment Type: Bank Account
 Vehicle(s):
 1GRAA9624C123456 - 2012 GREAT DANE TRAILERS, INC. SEMI
 1GDJG31U97 123456 - 2007 GENERAL MOTORS CORP. G33903
 1GD374CG7B 123456 - 2011 GENERAL MOTORS CORP. SAVANA
 1GTW7GCA4B123456 - 2011 GENERAL MOTORS CORP. SAVANA
 1FDWE3F53F 123456 - 2015 FORD ECONOL
 1FTWF31576 123456 - 2006 FORD F31N
 1FDWE3F57F 123456 - 2015 FORD ECONOL
 1FDWE3F52F 123456 - 2015 FORD ECONOL
 1FTWF31588 123456 - 2008 FORD F350
 3ALACWFC9J 123456 - 2018 FREIGHTLINER CORP. M2
 1FTWF31576123456

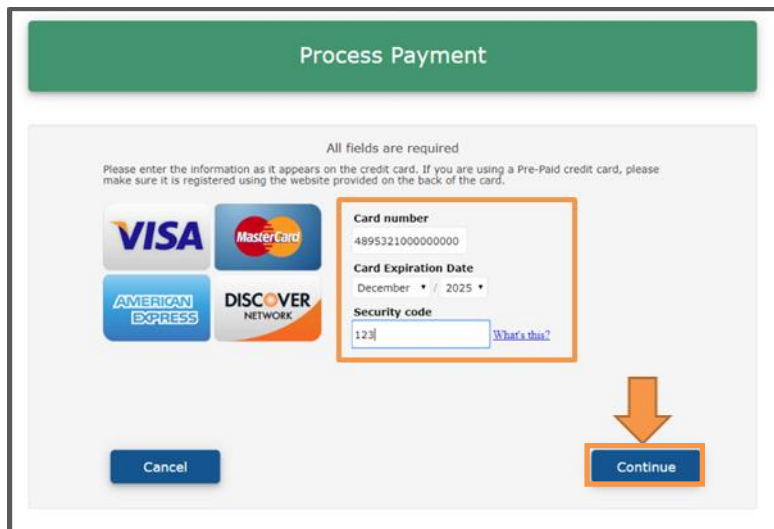
Acknowledgment
 I agree that I have read the above summary and attest that the information is true.

I Accept

You must agree to the terms to continue

11 **Credit/Debit Card:** If you are using your credit/debit card to pay the transaction fees, complete the **Card Number**, **Expiration Date** and **Security Code** fields, then click the **Continue** button.

- If you selected to use your **Bank Account**, proceed to **Step 12a**.
- If you uploaded a **Form 2290** during the online transaction, proceed to **Step 12b**.



Process Payment

All fields are required
 Please enter the information as it appears on the credit card. If you are using a Pre-Paid credit card, please make sure it is registered using the website provided on the back of the card.

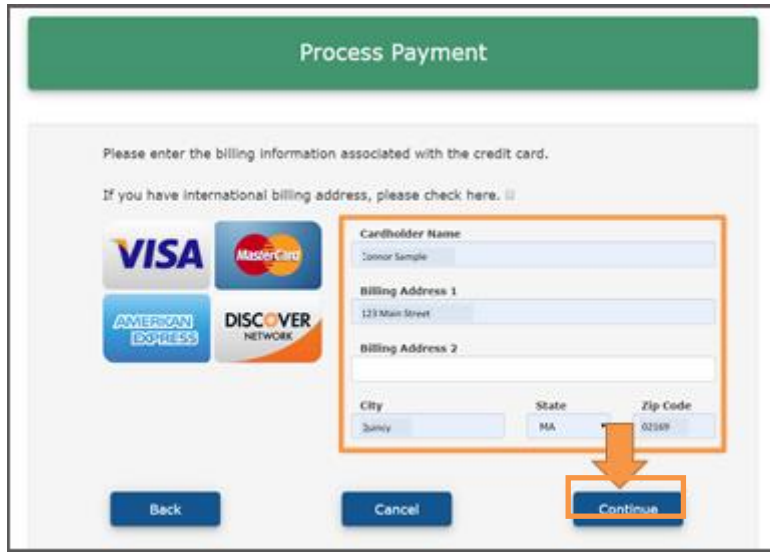
VISA MasterCard
 AMERICAN EXPRESS DISCOVER NETWORK

Card number
 4895321000000000

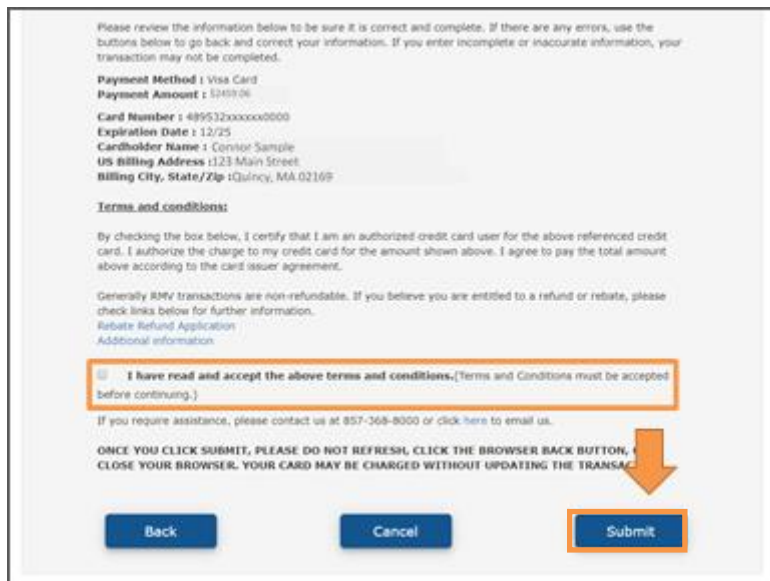
Card Expiration Date
 December / 2025

Security code
 123

Complete the **Cardholder Name** and **Billing Address** fields, then click the **Continue** button.



Review the payment information and select the **I have read and accept the above terms and condition** checkbox, then click the **Submit** button.





12a

Congratulations! You have successfully completed your online bulk renewal. Renewals will be processed immediately and mailed within 10 business days.

You can now choose to print a copy of the confirmation letter by clicking the **Printable View** button. You will also receive this information in an email.

Confirmation



REGISTRY OF MOTOR VEHICLES

September 30, 2021, 2:54 PM

Registry of Motor Vehicles Registration Renewal 1-643-446-464

Your request to renew your vehicle registration for PAX7TF, Z4K1IL, SF2W7B, 217C6M, 5SS4FY, T1V8ES, T30G7T, 9SKVU9, R0AYDH, YA88UU, C3BTFX has been successfully processed on September 30, 2021 at 2:54 PM in the Amount of \$2,940.00.

Your registration certificate and decal will be mailed to your address on record. If your registration has expired, your vehicle cannot be operated legally until you receive your new registration certificate, unless you print and carry this e-mail in the vehicle. [M.G.L. c.90 s.11](#) allows the RMV to issue a receipt for the fees paid, which may be carried in lieu of the registration certificate for up to 60 days.

If you do not receive your registration certificate and decal within 30 days of the renewal, or if you have questions, please call the Contact Center at 857-368-8000 (from the 339/617/781/857 area codes) or 800-858-3926 (from all other MA area codes) from 9:00am to 5:00pm, Monday - Friday, except holidays.

We welcome your feedback!
Please click [here](#) to email us.

Thank you for using [Mass.Gov/RMV](#).

Follow us on [Twitter @MassRMV](#)



[Printable View](#) ←

12b: Form 2290 / Schedule 1

Bulk renewals that required a Form 2290 to be uploaded during the online transaction need to be reviewed by the RMV. You will be contacted within 5-7 days with instructions on how to complete your renewal transaction.

You can now choose to print a copy of the confirmation letter by clicking the **Printable View** button. You will also receive this information in an email.

Confirmation



REGISTRY OF MOTOR VEHICLES

October 04, 2021, 5:34 PM

Registry of Motor Vehicles Registration Renewal 1-181-880-512

Thank you for submitting your application to the Registry of Motor Vehicles. The RMV will review your application and contact you within 5 to 7 days with instructions on how to complete your renewal transaction.