



# 2011 Annual Report

Massachusetts  
Department of  
Agricultural  
Resources





# THE COMMONWEALTH OF MASSACHUSETTS

EXECUTIVE OFFICE OF ENERGY AND ENVIRONMENTAL AFFAIRS



## Department of Agricultural Resources

251 Causeway Street, Suite 500, Boston, MA 02114  
617-626-1700 fax: 617-626-1850 www.mass.gov/agr



DEVAL L. PATRICK  
Governor

TIMOTHY P. MURRAY  
Lieutenant Governor

RICHARD K. SULLIVAN JR.  
Secretary

SCOTT J. SOARES  
Commissioner

Massachusetts is home to more than 515,000 acres of farmland and 7,700 farms, which bring in \$490 million annually in revenue and employs thousands of workers. We're fortunate to have such a vibrant agricultural industry here and this report details our work over this past year on issues ranging from land preservation and food safety to funding of energy efficiency projects to specialty crop grants, which support our farms and other agricultural businesses.

We appreciate the agricultural community and other stakeholders who have devoted time this year to advocate on behalf of the over 60 programs and services we administer in support of sustainable agriculture and animal health in Massachusetts.

Despite what was still a challenging economic climate, I am pleased to report some remarkable accomplishments in 2011.

We've continued our support of popular MDAR signature programs such as the Massachusetts Farm Energy Program and the Agricultural Preservation Restriction (APR) program, which has permanently protected over 800 farms totaling more than 67,000 acres.

We disbursed nearly 70 energy and environmental grants to farms and announced specialty crop block grants for 12 agricultural organizations. Under the leadership of Governor Patrick, we established a Public Market Commission focused on the opening of a year-round public market in downtown Boston and a Food Policy Council committed to the advancement of a vibrant local food system. We also recommitted to the Dairy Farmer Tax Credit program. By launching our new Commonwealth Quality program in partnership with agriculture, fisheries, forestry businesses and agricultural industry leaders across the state we've advanced our mission to establish safe, sustainable, and environmentally friendly products.

One of the projects I'm most proud of is the creation of a Massachusetts gleaning network, which gathers volunteers to harvest unpicked crops at the end of a season to donate to organizations that feed the hungry. It's a wonderful program that brings fresh, locally grown products to our communities, aids struggling families and individuals and connects volunteers with our agricultural industry.

Our outreach efforts – which stimulate agricultural business development – promote farms, farmers' markets, farm stands, agri-tourism destinations and more and have tracked positive and measurable results. Page visits to our MassGrown & Fresher website ([www.mass.gov/massgrown](http://www.mass.gov/massgrown)) grew 175 percent from 2010 to 2011! We've also launched other information technology and social media projects including – QR codes, blogs, Flickr, You Tube and Twitter to promote agricultural commodity groups, activities and events.

With several severe storms – including Tropical Storm Irene – across the state, last year was challenging for our agricultural community. When natural disasters occurred, our staff reacted responded swiftly and were on the ground offering assistance to municipal leaders, businesses and residents related to protection of domestic animals, working with the Patrick-Murray Administration to secure federal disaster relief for crop losses and collaborating with partner organizations to establish a revolving loan fund for affected farmers.

In 2012, we look forward to continuing our work with our partners to seek out efficiencies and identify strategies that make us responsive to our growing constituency.

A handwritten signature in blue ink, appearing to read 'Scott J. Soares'.

Scott J. Soares, Commissioner



## TABLE OF CONTENTS

<b>OVERVIEW OF THE AGENCY</b>	
<i>Commissioner's Biography</i>	1
<i>Agency Organizational Overview</i>	2
<b>MDAR'S BOARDS AND COMMISSIONS</b>	
<i>Agricultural Lands Preservation Committee (ALPC)</i>	6
<i>Board of Food and Agriculture</i>	7
<i>Farm Technology Review Commission (FTRC)</i>	8
<i>Massachusetts Dairy Promotion Board (MDPB)</i>	10
<i>Massachusetts Food Policy Council (MFPC)</i>	11
<i>Pesticide Board</i>	13
<i>State Reclamation and Mosquito Control Board (SRB)</i>	14
<b>ADMINISTRATIVE DIVISION</b>	
<i>Public Relations</i>	15
<i>Outreach and Events</i>	17
<i>Financial Report</i>	20
<i>Human Resources</i>	22
<i>Legal Services</i>	24
<i>Public Market Project</i>	26
<b>DIVISION OF AGRICULTURAL MARKETS</b>	
<i>Director's Biography</i>	27
<i>Program Listing</i>	27
<i>Staff Listing</i>	27
<i>Agricultural Commissions</i>	28
<i>Agricultural Directional Signage</i>	30
<i>Agricultural Fairs Development</i>	30
<i>Agricultural Tourism</i>	30
<i>Commonwealth Quality</i>	31
<i>Culinary Tourism</i>	32
<i>Export Development</i>	33
<i>Farm and Market Report</i>	34
<i>Farm to School Project</i>	34
<i>Farmers' Market Nutrition Program (FMNP)</i>	35
<i>Farmers' Market Program</i>	36

<i>Federal State Market Improvement Program (FSMIP)</i>	38
<i>Food Safety Program</i>	39
<i>Harvest New England Initiative</i>	40
<i>Massachusetts State Exposition Building, West Springfield</i>	40
<i>Massachusetts Grown and Fresher Campaign</i>	41
<i>Retail Coupon for Fluid Milk Program</i>	41
<i>Organic Cost Share Certification</i>	43
<i>Specialty Crop Grant Program</i>	43
<i>Value-Added Technical Assistance</i>	43
<b>DIVISION OF ANIMAL HEALTH</b>	
<i>Director's Biography</i>	45
<i>Program Listing</i>	45
<i>Staff Listing</i>	46
<i>Animal Imports and Livestock Markets</i>	46
<i>Animal Shelter/Rescue Program</i>	46
<i>Dairy Farmer Tax Credit</i>	46
<i>Dairy Program</i>	47
<i>Equine Program</i>	47
<i>Municipal Animal Inspector Program</i>	49
<i>Pet Shop Program</i>	49
<i>Poultry Program</i>	49
<i>Rabies Program</i>	50
<i>Reportable Disease Program</i>	51
<i>Swine Program</i>	51
<b>DIVISION OF CROP AND PEST SERVICES</b>	
<i>Director's Biography</i>	53
<i>Program Listing</i>	53
<i>Staff Listing</i>	54
<b>PESTICIDE PROGRAM</b>	
<i>Children and Families Protection Act</i>	54
<i>Ground Water Program</i>	54
<i>Massachusetts Worker Protection Standard</i>	56
<i>Pesticide Applicators and Licensing Program</i>	56

<i>Pesticide Product Registration</i>	58
<i>Pesticide Use Reports</i>	59
<i>Rights of Way Management</i>	59
<b>FARM PRODUCT AND PLANT INDUSTRIES</b>	
<i>Apiary Inspections</i>	61
<i>Asian Longhorned Beetle (ALB)</i>	63
<i>Branding Law</i>	63
<i>Cooperative Agricultural Pest Survey (CAPS)</i>	63
<i>Country of Origin Labeling (COOL) Inspections</i>	64
<i>Feed Program</i>	64
<i>Fertilizer Program</i>	64
<i>Fruit and Vegetable Inspection</i>	64
<i>Good Agricultural Practices (GAP)</i>	65
<i>Nursery Inspection</i>	65
<i>Phytosanitary Inspections</i>	65
<b>DIVISION OF AGRICULTURAL CONSERVATION AND TECHNICAL ASSISTANCE</b>	
<i>Director's Biography</i>	67
<i>Program Listing</i>	67
<i>Staff Listing</i>	67
<i>Agricultural Business Training Program (ABTP)</i>	68
<i>Agricultural Energy Grant Program</i>	69

<i>Agricultural Environmental Enhancement Program (AEEP)</i>	70
<i>Agricultural Preservation Restriction Program (APR)</i>	71
<i>APR Improvement Program (AIP)</i>	72
<i>Aquaculture Program</i>	73
<i>Composting Program</i>	74
<i>Farm Energy Discount Program</i>	74
<i>Farm Viability Enhancement Program</i>	74
<i>Massachusetts Emergency Food Assistance Program (MEFAP)</i>	75
<i>Massachusetts Farm Energy Program</i>	76
<i>Matching Enterprise Grants for Agriculture (MEGA)</i>	77
<i>Milkhouse Waste Pilot Program</i>	78
<i>Mobile Poultry Processing Unit</i>	78
<i>State-Owned Farmland and Licensing Program</i>	79
<b>APPENDIXES</b>	
<i>State Reclamation and Mosquito Control Board</i>	1
<i>Staff Directory</i>	2
<i>Farm To School Listings</i>	3
<i>Massachusetts Dairy Promotional Board</i>	4

**Statutory Purpose:** This report is intended to not only inform the public generally, but to meet several statutory reporting requirements. The 2011 Annual report of the Massachusetts Department of Agricultural Resources covers the following:

- Chapter 310 § 11 of the Acts of 2008, an annual report of the Farm Technology Review Commission (page 8)
- M.G.L. Chapter 20 § 25, an annual report of the Agricultural Lands Preservation Committee to the public (page 71)
- M.G.L. Chapter 20 § 30, an annual report of the Massachusetts Dairy Promotion Board to the House and Senate Committee on Ways and Means and the Executive Office of Administration and Finance (Appendix 4)
- M.G.L. Chapter 94 § 14, an annual report on milk coupon programs to the Joint Committee on the Environment, Natural Resources and Agriculture, the Secretary of Energy and Environmental Affairs and the Secretary of Housing and Economic Development (page 41)
- M.G.L. Chapter 128 § 5, an annual report of the entire Department (entire report)
- M.G.L. Chapter 13B § 5A, a report on IPM efforts to the Clerk of the Senate and the House of Representatives and the Joint Committee on Natural Resources and Agriculture (pages 52-60)
- M.G.L. Chapter 252 § 2, a report of the State Reclamation Board (Appendix 1)
- Chapter 197 of the Acts of 2010, a report on local procurement by schools. (Appendix 3)

*Cover Photos: Thanks to the following MDAR staff, from left to right: Highland Cattle at the Van Werhooven Farm in Blandford, submitted by Craig Rickov; Produce at the Cape Ann Farmers's Market, taken by David Webber; "Inspector Phyllis", taken by Phyllis Michalewich; and McIntosh Apples bound for Belfast Ireland at J.P. Sullivan in Ayer, taken by Robert Rondeau.*



## COMMISSIONER OF AGRICULTURAL RESOURCES

### BIOGRAPHY OF COMMISSIONER SCOTT J. SOARES



Commissioner Soares' agricultural roots go back to his childhood where his family enjoyed small-scale farming that included vegetables and livestock. This experience instilled not only a great appreciation for vegetables (one of his favorites is Brussels sprouts), it also instilled a strong work ethic that has remained a constant throughout his life.

After 7 years of active and reserve service to the U.S. Army, Scott graduated Cum Laude from the University of Massachusetts Dartmouth with a double major in Biology and Marine Biology and obtained graduate training at the University of Rhode Island.

Upon graduation, Scott worked for the Southeastern Regional Development and Economic Development District in Taunton to promote aquaculture in the District's 27 cities and towns. In 1996 he was then hired as the Commonwealth's very first "Aquaculture Coordinator" at the Massachusetts Department of Agricultural Resources where he was tasked with promoting growth and diversification of aquatic cultivation.

Scott was soon recognized at the Department as someone who could effectively jump-start new programs and work across many diverse constituencies and agencies. During his time at MDAR, Scott has had an opportunity to serve in a number of capacities; these broad-breadth experiences have in turn given Scott a unique insight into the many programs and services of the Department.

Since Governor Deval Patrick appointed Scott Soares Commissioner, Scott has applied his strong work ethic and passion for agriculture towards laying a strong foundation to ensure its vibrant future through MDAR's programs and services. Important to these efforts has been the streamlining of internal operations to realize greater efficiencies, and greater transparency through the initiation of a department wide annual report. Scott has also dedicated himself to the building of partnerships at the local, state, and federal level to strengthen and enhance the state's agricultural interests.

In 2009, Scott was honored to receive the Government Leadership Award from the Cape Cod Cranberry Growers' Association and in 2010, the Environmental Leadership Award from the Massachusetts Nursery and Landscape Association.

In September of 2011, Scott was elected second vice-president of the National Association of State Departments of Agriculture (NASDA).



## AGENCY ORGANIZATIONAL OVERVIEW

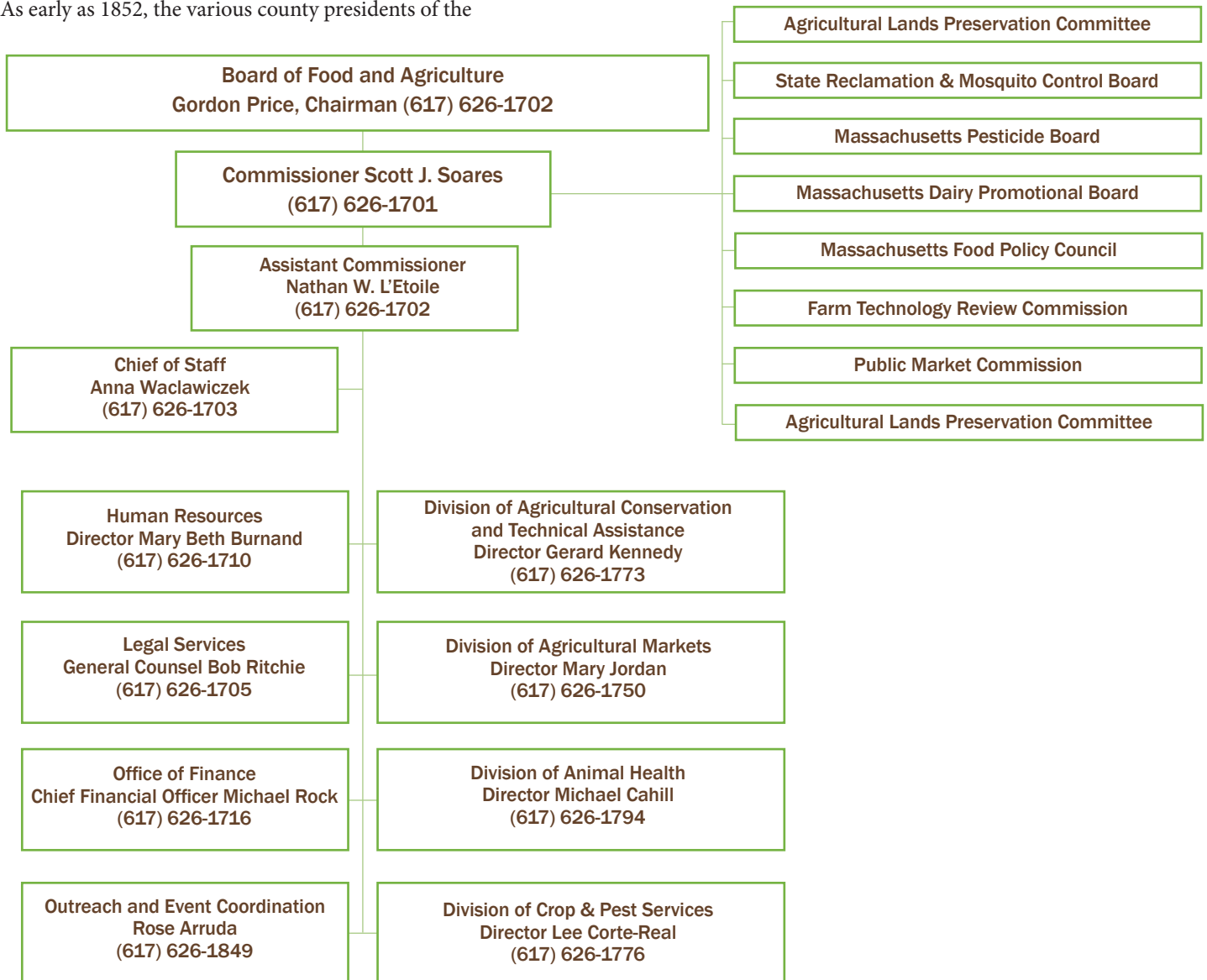
### MISSION

The Massachusetts Department of Agricultural Resources' (MDAR) mission is to ensure the long term viability of agriculture in Massachusetts.

Agricultural Societies across Massachusetts came together to create the Board of Agriculture, a body that has, over the years, evolved into the current Board of Food and Agriculture and the Massachusetts Department of Agricultural Resources within the Executive Office of Energy and Environmental Affairs.

### HISTORY

MDAR has a long and illustrious history dating back prior to the creation of the US Department of Agriculture. As early as 1852, the various county presidents of the





---

## AGENCY ORGANIZATIONAL OVERVIEW, cont.

### **DIVISION OF ADMINISTRATION**

The Division of Administration is responsible for the day-to-day activities of the department in providing support and guidance to the other four divisions in their regulation as well as promotion and enhancement of the agricultural industry in Massachusetts. The Division also promotes cross-pollination of all divisions to optimally achieve the Department's objectives towards a vibrant and sustainable agricultural community in the Commonwealth. MDAR's Legal Services office as well as its Human Resources and Office of Finance staff are a part of this division.

### **DIVISION OF AGRICULTURAL MARKETS**

The Division of Agricultural Markets fosters the growth and viability of the Commonwealth's agricultural markets including domestic, international, as well as state agricultural fairs. Staff offer field expertise in the development and support of innovative market venues, business expansion, grant opportunities, consumer and industry outreach. The Division seeks to promote new opportunities for consumers to gain greater access to local agricultural products and endorses high quality standards for the agricultural industry. Division staff work closely with over 50 agricultural and commodity organizations as well as with a broadbreadth of local, state, and federal level entities.

### **DIVISION OF ANIMAL HEALTH**

The Division of Animal Health focuses its efforts on ensuring the health and safety of the Commonwealth's domestic animals. Animal Health staff work closely with the Department of Public Health, the Animal Rescue League of Boston, the MSPCA, local veterinarians, local health departments, municipal animal inspectors and animal control officers when responding to possible disease situations. Rapid response to potential outbreaks ensures the fewest number of animals and animal owners are affected. Working in concert with the Divisions of Agricultural Technical Assistance, Crop and Pest Services, and Agricultural Markets, through diligent inspection, examination and licensing, Animal Health promotes the health and welfare of companion and food-producing animals in Massachusetts.

### **DIVISION OF CROP AND PEST SERVICES**

The Division of Crop and Pest Services is responsible for the regulation of many aspects of the agricultural and pesticide industries in Massachusetts through diligent inspection, examination, licensing, registration, quarantine, and enforcement of laws, regulations and orders; to improve operational efficiency and mainstreaming of programs and policies into overall administration priorities. The Division ensures the quality of farm inputs, such as fertilizer, animal feed, and seeds and inspects consumer products such as plants, fruits, and vegetables. The Division prevents and minimizes the impacts of pests entering the state via imported produce and plants. The quality of farm products is monitored in conjunction with the USDA's grading program.

### **DIVISION OF AGRICULTURAL CONSERVATION AND TECHNICAL ASSISTANCE**

Working with the Divisions of Agricultural Markets, Animal Health, and Crop and Pest Services, the Division of Agricultural Conservation and Technical Assistance (DACTA) works to advance the conservation and utilization of agricultural resources through preservation, environmental stewardship, technology, technical assistance and education in order to enhance the viability of agricultural enterprises and safeguard natural resources. DACTA delivers services to conserve agricultural lands and improve agricultural stewardship and use of natural resources; promote energy efficiency and use of renewable energy; and ensure economic competitiveness and profitability. These programs are supported by the Division's digital based information management systems and interaction with local, state, and federal partners.



---

## BOARDS AND COMMISSIONS

MDAR's mission to support, regulate, and promote the Commonwealth's agricultural future is enhanced by the various boards and commissions from which the Department draws expertise and guidance. Current and statutorily authorized boards include the Agricultural Lands Preservation Committee (ALPC), Board of Food and Agriculture, Farm Technology Review Commission (FTRC), Massachusetts Dairy Promotion Board (MDPB), Pesticide Board, and State Reclamation and Mosquito Control Board (SRMCB).

While the names of all board/commission members as well as contact information for the various MDAR staff liaisons are provided, please note that all Department Boards and Commissions may also be reached directly for official correspondence by US Post at:

Massachusetts Department of Agricultural Resources  
Attn: [Board or Commission Name]  
251 Causeway St., Suite 500  
Boston, MA 02114

**BOARDS AND COMMISSIONS cont.**

**AGRICULTURAL LANDS PRESERVATION COMMITTEE (ALPC)  
(M.G.L. CHAPTER 20 & 24)**

**CHAIRMAN**

Scott J. Soares, Commissioner, MDAR

**STAFF LIAISON**

Carol Szocik  
Carol.Szocik@state.ma.us  
(617) 626-1718

The ALPC’s function is to evaluate and accept or reject applications for Agricultural Preservation Restriction (APR) projects based upon the criteria outlined in the General Laws as well as federal program criteria. There are 4 farmer members appointed by the Governor, 2 non-voting members, a designee of the Undersecretary of the Executive Office of Housing and Economic Development, a designee of the Secretary of Energy and Environmental Affairs, the Chairman of the Board of Food and Agriculture, and the Commissioner of Agricultural Resources who serves as the chair.

**STATE AGENCY MEMBERS**

Scott J. Soares, Commissioner, MDAR  
Robert O’Connor, designee of Secretary Sullivan, EOEEA  
Miryam Bobadilla, designee of Undersecretary Brooks, EOHEd  
Gordon Price, Chairman, Board of Food and Agriculture

**PUBLIC MEMBERS (APPOINTED BY THE GOVERNOR)**

Stephen Verrill, farmer  
Warren Shaw, Jr., farmer  
Frederick Dabney, Jr., farmer  
George Beebe, farmer

**NON-VOTING MEMBERS**

Barbara Miller, designee of Christine Clarke, State Conservationist, USDA Natural Resources Conservation Service  
Stephen Herbert, designee of Steve Goodwin, Dean of the College of Natural Sciences, University of Massachusetts Amherst

For the report of the Board, please see the Agricultural Preservation Restriction Program on page 71.



---

## BOARDS AND COMMISSIONS cont.

### **BOARD OF FOOD AND AGRICULTURE (M.G.L. CHAPTER 20 § 1)**

#### **CHAIRMAN**

Gordon Price

#### **STAFF LIAISON**

Nathan L'Etoile, MDAR

Nathan.L'Etoile@state.ma.us

(617) 626-1702

Massachusetts General Law, in the enabling statute for the Department of Agricultural Resources, directs that the agency shall be “. . . under the supervision and control of a board of food and agriculture . . .”. The Board consists of 7 members, each, from a different county, appointed by the Governor. At least 4 members of the board must be farmers whose principal vocation is the production of food and fiber. Appointments are for 7 years, or until a successor is qualified. The Board advises the Commissioner on new programs and initiatives, approves the appointment or dismissal of many of the agencies senior staff, and serves as a key conduit for information exchange between industry and the Department.

#### **PUBLIC MEMBERS (APPOINTED BY THE GOVERNOR)**

Gordon Price -- Essex County, farmer

Richard Canning -- Barnstable County, farmer

Frederick Dabney -- Bristol County, farmer

Judy Leab -- Berkshire County, farmer

John Lebeaux -- Worcester County, town administrator

Frank Matheson -- Middlesex County, farmer

Kimberly Stevens -- Franklin County, farmer

The history of the Board of Food and Agriculture rests on the agricultural societies organized in the 1790s. The county chairmen of these societies came together in 1852 to make up the first Board of Agriculture, predating the organization of the United States Department of Agriculture in 1862. The Board has served continually for 159 years to promote crop and animal husbandry in the Commonwealth. The original purpose of the Board and its staff was to represent fairly, every class of agricultural knowledge in the state.

By 1902, the Board had fine-tuned its purpose to taking an active role in the development of the Massachusetts farmer. Secretary of the Board of Agriculture, J.W. Stockwell said in his report, “This Board is on the outlook constantly for such advances in the methods of improved agriculture as shall bring comfort and beauty to the home and content and prosperity to the farmer. It has been alert and quick to protect the farmer in his productions, to investigate and urge the newer lines of safe advancement in method and product, and to stimulate to experiment and achievement in developing and demonstrating advanced agriculture for the benefit of the state.”

The secretary of the Board served the Board of Agriculture in the administration of the Board and its staff from 1852 to 1919 (the year the Department of Agriculture was formed) and took over the responsibilities of the Board.

#### **2011 ACTIVITIES OF THE BOARD**

In 2011 the Board met 4 times for regular meetings, and once for a special meeting called by the Chairman. It reviewed proposed operating budgets, received several updates on various landmark programs of the agency, and gave general direction to the agency. Additionally it was called on to fulfill new statutorily mandated duties under the Massachusetts Dairy Farmer Tax Credit when dairy farmers in the Commonwealth petitioned the agency relative to a possible error that they believed had been made in the determination of the 2010 Dairy Farmer Tax Credit. After a review of the petition materials, the Chairman called a special meeting of the Board for November 21st, 2011. At that meeting the Board determined that an error had in fact occurred, allowing the Commissioner to then recalculate the tax credit. The decision resulted in a tax credit to Massachusetts dairy farmers of \$3,000,000. At its December 1st meeting the Board elected new officers, and for calendar year 2012, Fred Dabney will be Chairman, and Judy Leab will continue as Vice Chairwoman. Mr. Dabney has chosen to designate Gordon Price as his designee on the Agricultural Lands Preservation Committee (ALPC). Mr. Price will therefore continue to represent the Board on the ALPC.



## BOARDS AND COMMISSIONS cont.

### FARM TECHNOLOGY REVIEW COMMISSION (FTRC) (CHAPTER 310 & 11 OF THE ACTS OF 2008)

#### CHAIRMAN

The Commissioner of Agricultural Resources' designee, Gerard Kennedy, Director of the Division of Agricultural Conservation and Technical Assistance, MDAR

#### STAFF LIAISON

Gerard Kennedy  
 Gerard.Kennedy@state.ma.us  
 (617) 626-1773

The role of the FTRC is to study and recommend options for the implementation of farming technology. This is a broad mandate, which includes but is not limited to: ways to promote energy conservation; collaborative purchasing; purchasing and selling of energy; and energy saving technology. In addition, the Commission will also recommend alternative options for agricultural sustainability and growth, and analyze regulations and statutes to ensure that they are not impediments to the adoption of such farming technology. The Commission consists of representatives of the Department of Agricultural Resources, Department of Environmental Protection, Department of Public Health, Department of Revenue, the Clean Energy Center, the Massachusetts Cooperative of Milk Producers Federation, the Massachusetts Association of Dairy Farmers, and a dairy farmer licensed as a producer dealer.

#### STATE AGENCY MEMBERS

Gerard Kennedy, designee of Commissioner Scott J. Soares, MDAR  
 Ed Kuncze, designee of Commissioner Kenneth Kimmel, MassDEP  
 Roy Petre, designee of Commissioner John Auerbach, MDPH  
 Dennis Buckley, designee of Commissioner Amy Pitter, MDOR  
 Carter Wall, Executive Director, Clean Energy Center

#### PUBLIC MEMBERS (APPOINTED BY THE GOVERNOR)

James Cooper, dairy farmer licensed as a producer handler  
 Mark Duffy, Massachusetts Association of Dairy Farmers  
 Peter Melnik, Massachusetts Cooperative of Milk Producers Federation

The Farm Technology Review Commission meets throughout the year, and publishes its Annual Report in June of each year. The timely calendar year schedule of MDAR's annual report does not always allow for inclusion of this full report. Therefore what follows is an interim report on the Commission's work for 2011. This document will be updated to include that report when it becomes available.

#### Mortality Management

A major focus of the Commission's attention for 2011 was on mortality management on livestock farms. In its fall 2011 meeting at Carlson Orchards in Harvard, the FTRC considered the barriers to mortality management on farms.

There is little guidance currently on how to deal with individual or multiple farm animal deaths. For many reasons, rendering plants have limited their taking of animals due to bio-security issues and disease concerns. Incineration is expensive and landfills are becoming scarce. Under Department of Environmental Protection (MassDEP) regulations on-site burial of a dead animal could be viewed as solid waste management activity. This would trigger a complex set of regulations and was not the intent. There is a need for guidance. MassDEP started to look at two pathways: one is a guideline or document that people could use to bury an animal on site. The other pathway is through the solid waste management regulatory reform process



## BOARDS AND COMMISSIONS cont.

in which MassDEP is currently engaged. The process is intended to enhance the management of organic materials.

Composting is, from a scientific perspective, the best way to manage mortalities currently. One of the major changes that MassDEP is making is to redefine agricultural materials to include carcasses. However, bio-security issues can be a problem when a farmer takes on dead animals from off site. The ideal situation is for carcass composting to take place at a site that presents no bio-security concerns such as a dedicated composting site.

In summary, the Commission is supportive of the development of guidelines for mortality management on farms.

### Other 2011 Activities

In addition to its focus on carcass management the FTRC, over the course of its 3 meetings in 2011, engaged in a discussion and review of the progress made by the Commission to date. The law requires that the Commission take a look at the existing laws and regulations and identify where the deficiencies are, where there are gaps, and where the existing laws and regulations serve as impediments to the achievement of some farm technology related outcome. The following sections provide an overview of discussion, recommendations and outcomes of the Commission's work in 2011:

**Renewable energy systems and general uncertainty around the application of sales tax:** New Renewable Energy technologies are testing the limits of the tax code. The FTRC recommends guidance to the agricultural community on state taxation implications as they relate to renewable energy systems and net metering. The outcome of this recommendation in 2011 was an MDAR agricultural law memo (ALM) on Sales Tax Implications for Anaerobic Digesters.

**Waste and wastewater management regulations:** In 2011, the milkhouse wastewater pilot program continued with 10 farms participating, of which 4 are implementing bark mound systems and 6 are implementing vegetated treatment areas. The outcomes of the FTRC recommendation that MassDEP and MDAR continue to work together are:

- 1) The pilot program for wastewater management on farms continues with a memorandum of agreement between MassDEP and MDAR extended in 2011 to allow piloting of new technologies
- 2) Independently of FTRC a bill was proposed which would amend MGL C128 to give MDAR exclusive authority over nutrients and their application to land

**Net metering:** Through Green Communities Act legislation, the Commissioner of Agriculture is charged with the responsibility of making an agricultural business determination for Agricultural Net Metering purposes. A recommendation of the Commission was to develop Criteria to Identify Agricultural Business for the Purpose of Net Metering. MDAR implemented this recommendation by creating an online form in 2011. MDAR has also educated the farming community on agricultural net metering in specifics through a variety of energy related workshops and newsletters.

**Farm Energy Discount Program:** The legislation creating the FTRC requires the Commission to explore Collaborative Purchasing as an option for farms to purchase energy. In 2010 the Commission concluded that a group electricity purchasing effort that delivered savings to all members in excess of the existing 10% discount through the Farm Energy Discount Program would be possible from time to time, depending on market conditions, but would be difficult to achieve reliably year after year. In 2011, MDAR created an online management program for farms to manage and renew their accounts.

---

## BOARDS AND COMMISSIONS cont.

### **MASSACHUSETTS DAIRY PROMOTION BOARD (MDPB) (M.G.L. CHAPTER 20 & 30)**

#### **CHAIRMAN**

The Commissioner of Agricultural Resources' designee, Mary Jordan, Director of the Division of Agricultural Markets, MDAR

#### **STAFF LIAISON**

Julia Grimaldi, MDPB Coordinator  
Julia.Grimaldi@state.ma.us  
(617) 626-1763

The Massachusetts Dairy Promotion Board (MDPB) develops programs and policies with the objective of increasing the consumption of Massachusetts dairy products through promotion, research, and educational activities. The 9 member board is made up of representatives of the Department of Agricultural Resources, Executive Office of Administration and Finance, the dairy farming industry, and the milk processing industry.

#### **STATE AGENCY MEMBERS**

Mary Jordan, designee Commissioner Scott J. Soares, MDAR  
Sean Faherty, designee Secretary Jay Gonzalez, A&F

#### **PUBLIC MEMBERS (APPOINTED BY THE COMMISSIONER OF THE DEPARTMENT OF AGRICULTURAL RESOURCES)**

Lynne Bohan, Massachusetts Food Association  
David Hanson, dairy farmer, Agri-Mark, Inc.  
Kathleen Herrick, dairy farmer, MA Association of Dairy  
Farmers  
Krisanne Koebke, dairy farmer, MA Cooperative Milk  
Producers Federation Inc.  
Warren Shaw, dairy farmer, New England Producer Handler  
Association  
Sam Shields, dairy farmer, Agri-Mark, Inc.  
Darryl Williams, dairy farmer, MA Association of Dairy  
Farmers

For the Massachusetts Dairy Promotion Board's 2011 Annual Report, please see Appendix 4 at the end of this document.



## BOARDS AND COMMISSIONS cont.

### MASSACHUSETTS FOOD POLICY COUNCIL (MFPC) (M.G.L. CHAPTER 20 § 6C)

#### CHAIRMAN

Scott J. Soares, Commissioner, MDAR

#### STAFF LIAISON

Bonita Oehlke  
Bonita.Oehlke@state.ma.us  
(617) 626-1753

Late in 2010, Chapter 277 of the Acts of 2010 amended Massachusetts General Law Chapter 20 by inserting Section 6C, creating a 17-member Food Policy Council (“FPC”). The purpose of the council is to develop recommendations to advance the following food system goals for the Commonwealth including (A) increased production, sales and consumption of Massachusetts-grown foods; (B) the development and promotion of programs that deliver healthy Massachusetts-grown foods to Massachusetts residents, through programs such as: (i) targeted state subsidies; (ii) increased state purchasing of local products for school and summer meals and other child and adult care programs; (iii) double coupon initiatives; (iv) direct market subsidies to communities with identified needs; (v) increased institutional purchases of Massachusetts-grown foods and other programs to make access to healthy Massachusetts products affordable, and (vi) increased access to healthy Massachusetts-grown foods in communities with disproportionate burdens of obesity and chronic diseases; (C) the protection of the land and water resources required for sustained local food production; and (D) the training, retention and recruitment of farmers and providing for the continued economic viability of local food production, processing and distribution in the Commonwealth.

#### STATE AGENCY MEMBERS

Commissioner Scott J. Soares, MDAR  
Secretary Gregory Bialecki, MEOHED  
Commissioner John Auerbach, MDPH  
Katie Millet, designee Commissioner Mitchel Chester, MESE  
Deputy Commissioner Gary Moran, MDEP  
Commissioner Julia Kehoe, MDTA

#### LEGISLATIVE MEMBERS

Representative Stephen Kulik, Vice Chairman of the House Committee on Ways and Means  
Senator Susan Fargo, Chairwomen of the Joint Committee on Public Health  
Senator Michael Knapik, Ranking Member of the Senate Committee on Ways and Means  
Representative Kimberly Ferguson

#### PUBLIC MEMBERS (APPOINTED BY THE GOVERNOR)

Valerie Bassett, MA Public Health Association  
Frank Carlson, Carlson Orchards  
Jeff Cole, Executive Director, Mass Farmers Markets  
Manuel Costa, President, Costa Fruit & Produce  
Helen Caulton-Harris, Springfield Board of Health  
John Lee, Allandale Farm

#### 2011 ACTIVITIES OF THE BOARD

The first meeting of the Massachusetts Food Policy Council (MFPC) was held on July 27, 2011, at the Charlton Public Library, Dexter Room. Commissioner Soares was voted as interim Chairman. Representatives from the Harvard School of Public Health shared a presentation about Food Policy Councils across the country as well as advice for staying focused. The development of bylaws and participant reviews of programs in relation to the MFPC’s objectives is in progress. An advisory committee is to be established. Farm to School and the Farm Bill were discussed in relation to the MFPC as well as possible action items.

Chapter 277 of the Acts of 2010 — an “Act Establishing the Massachusetts Food Policy Council” set up the foundation for the 17-member council. At the first meeting, the MFPC also generally laid out the initial groundwork to promote greater production, sales, and consumption of Massachusetts-grown foods in a sustainable way. The law’s passage formally aligned several agencies from the Health and Human Service and Energy and Environmental Affairs Secretariats along with public health, farming, food safety and food distribution interests to fulfil the objectives of the legislation.

The second meeting of the MA Food Policy Council was held on Friday, October 7 at Nuestras Raices in Holyoke.

## BOARDS AND COMMISSIONS cont.

The Department of Transitional Assistance (DTA) shared information about their HIP program. There was also a background presentation from Nuestra Raices on their organization as well as a good discussion about the priorities of the Council. There was interest in focusing on Farm to School Initiative

On November 4, 2011, the third meeting of the Massachusetts Food Policy Council was held at Costa Produce and Fruit in Charlestown. Four members of the Council were not able to attend due to issues related to clean up from the late October snowstorm. Manny Costa provided an overview of his business. Valerie Bassett from the MA Public Health Association shared an overview of the Grocery Task Force on Retail Access. Commissioner Soares, the MFPC Chairman, suggested that the MFPC might share comments on the Task Force recommendations when available. A presentation on Farm to Cafeteria in the Commonwealth: Successes, Challenges, Opportunities, was shared by Kelly Erwin, MA Farm to School Project, followed by "Improving Student or Community Health with Farm to School: Review of Research and Federal Policy, by Alyssa Aftosmes, MPH, Harvard School of Public Health. A discussion followed relating to relevant evaluations and possible opportunities for the MFPC to support this program. Commissioner Soares encouraged members to complete a matrix to describe programs in relation to the MFPC legislative objectives, to be able to efficiently review programs. He followed with a discussion about proposed bylaws which were accepted, including the structure for the appointment of an Advisory Committee, which will be the main discussion at the next meeting.

The fourth meeting of the MFPC was held on Friday, December 9th at the Doyle Center in Leominster. Wayne Castonguay, Director of Agricultural Programs for the Trustees of the Reservation, welcomed the group and described their programs in relation to the Food Policy Council. The meeting focused on adopting the Special Rules of Order, elections and committee appointments. Members unanimously approved Commissioner Soares as the Chair, Representative Kulik as the Vice Chair and Jeff Cole as the Secretary. A Nominating Committee was also elected and a Bylaws Committee was appointed. A discussion about the draft recommendations for the Supermarket

Task Force was reviewed and tabled until the next meeting when the Advisory Committee has been identified. The Food Policy Council's Nominating Committee is in the process of soliciting candidates for the Food Policy Council Advisory Committee, based on the groups identified in the By Laws, as well as from groups identified from the public in attendance at the last meeting.

To review the minutes in detail as well as the presentations, go to <http://www.mass.gov/agr/boards-commissions/mfpc.htm>

---

## BOARDS AND COMMISSIONS cont.

### PESTICIDE BOARD

(M.G.L. CHAPTER. 132B § 3)

#### CHAIRMAN

The Commissioner of Agricultural Resources' designee Lee Corte-Real, MDAR

#### STAFF LIAISON

Lee Corte-Real

Lee.Corte-Real@state.ma.us

(617) 626-1776

The Board's responsibilities entail advising the Commissioner of Agricultural Resources with respect to the implementation and administration of Massachusetts general laws pertaining to pesticides. The Board also hears appeals of those aggrieved by the actions or decisions of the Department or the Subcommittee of the Pesticide Board. The 13 member board consists of representatives of the Department of Agricultural Resources, Department of Environmental Protection, Department of Fish and Game, Department of Conservation and Recreation, Department of Public Health, as well as farming, commercial pesticide applicators, pesticide toxicology, the environmental community, the medical community, and citizens at large.

#### STATE AGENCY MEMBERS

Lee Corte-Real, designee Commissioner Scott J. Soares, MDAR

Glen Haas (Kathy Romero, alternate), designee Commissioner Laurie Burt, MassDEP

Martha Steele, designee Commissioner John Auerbach, MDPH

Michael Moore, MDPH-Bureau of Environmental Health Food Protection Program

Jack Buckley, designee Commissioner Mary Griffin, MDFG

Ken Gooch, designee Commissioner Edward Lambert, MDCR

#### PUBLIC MEMBERS (APPOINTED BY THE GOVERNOR)

Dr. Cheryl Barbanel, physician and professor

Richard Berman, pesticide applicator

Dr. Richard Bonnano, farmer

William Clark, conservation agent and extension agent

Laurell Farinon, conservation agent

Dr. Jack Looney, professor

Dr. Brian Magee, toxicologist

#### 2011 ACTIVITIES OF THE BOARD

In 2011, the Pesticide Board met and were provided updates regarding the eLicensing Project which was terminated, the National Pesticide Discharge Elimination System(NPDES) permit program requirements, Asian Longhorned Beetle, and the ALSTAR pesticide product label system being adopted by the Department for label submittals.

---

## BOARDS AND COMMISSIONS cont.

### STATE RECLAMATION AND MOSQUITO CONTROL BOARD (SRMCB) (M.G.L. CHAPTER 252 § 2)

#### CHAIRMAN

The Commissioner of Agricultural Resources' designee Lee Corte-Real, Director of the Division of Crop & Pest Services, MDAR

#### STAFF LIAISON

Mark Buffone, SRMCB  
Mark.Buffone@state.ma.us  
(617) 626-1777

The SRMCB oversees mosquito control in the Commonwealth of Massachusetts and establishes administrative and technical policy, guidelines, and best management practices to insure that mosquito control programs are effective and safe. The SRMCB also appoints all Commissioners of the various regional mosquito control projects. The 3 member board is comprised of representatives of the Department of Agricultural Resources, the Department of Conservation and Recreation, and the Department of Environmental Protection.

#### STATE AGENCY MEMBERS

Lee Corte-Real, designee Commissioner Scott J. Soares, MDAR  
Gary Gonyea, designee Commissioner Kenneth Kimmel, MassDEP  
Anne Carroll, designee Commissioner Edward Lambert, MDCR

For the 2011 Annual Report of the State Reclamation and Mosquito Control Board, see Appendix 1 at the end of this document.



## PUBLIC RELATIONS

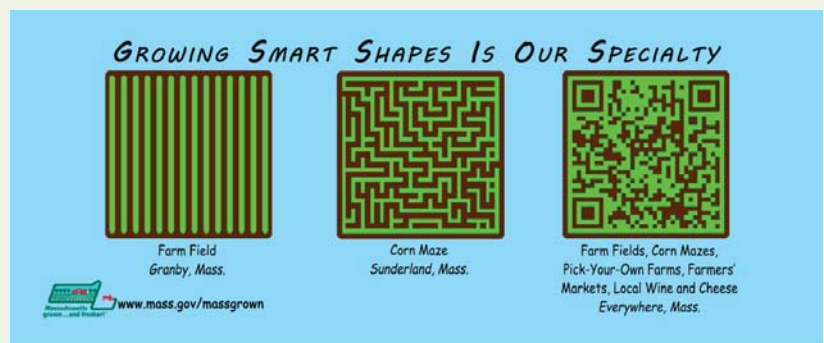
### SOCIAL NETWORK MEDIA

Social network media via blogs and Twitter remained an invaluable outreach tool for the agency in 2011:

- Twitter: @AgCommishSoares grew from 375 followers at the end of 2010 to 782 followers at the end of 2011 – more than doubling in just one year.
- Commonwealth Conversations: The Great Outdoors, environment.blog.state.ma.us/ is a blog site devoted to sharing ideas and working together to protect and enjoy our natural environment. Relative to 2010, the number of blogs MDAR posted declined (15 versus 27). However although fewer in number, the blogs posted were strategically tied to media events to maximally leverage PR opportunities.
- Commonwealth Conversations: Energy Smarts, energy.blog.state.ma.us/ is a blog site devoted to sharing ideas and working together for a clean energy future. Eight Energy Smarts blogs were posted throughout 2011.

### PARTNERSHIPS

Partnerships and thinking “out-of-the-box” defined MDAR’s outreach efforts in 2011. One of the most successful collaborations of the year was that between the Massachusetts Bay Transport Authority (MBTA) and MDAR. In seeking ways to promote local agriculture to new audiences, MDAR worked with the MBTA to develop 300 car card posters for the Red and Orange Lines to promote the Department’s MassGrown & Fresher consumer-gear website. To this end the MBTA generously offered free space for 300 cards. The graphics for the posters were developed in-house. Most importantly, agricultural commodity groups recognized the value of the campaign and contributed to covering the nominal printing costs. To optimize the reach of the campaign, QR Codes were integrated into the posters. The campaign ran between August and October of 2011. A Google-analytics report showed a marked spike in page views during this timeframe and the project played an important role in helping boost website traffic to MassGrown & Fresher by 175% from 2010 to 2011.



## PUBLIC RELATIONS, cont.

### 2011 PRESS RELEASES

44 press releases spanning all of the agency's divisions were distributed to local media outlets:

- Administration Secures Federal Relief for Massachusetts Farmers in Five Counties 26-Jan
- Agriculture Officials Kick Off Massachusetts Maple Month 4- Mar
- Agricultural Officials Host Spring Rabies Clinics 30-Mar
- Ag Officials Urge Residents to Use Licensed Pesticide Applicators to Control Bedbugs 4-Apr
- Grants for Farmers' Markets to Assist Low-Income Residents 6-Apr
- Massachusetts Celebrates Agriculture Day at the State House 7-Apr
- "Taste Massachusetts" this Spring Holiday Season 19-Apr
- State Environmental Officials Highlight Sustainable Landscaping Care 3-May
- Agricultural Officials Proclaim May Spring Flower Month 4-May
- Officials Caution Livestock Owners on West Nile and Eastern Equine Encephalitis Virus Risk 11-May
- State Agricultural Officials Announce Open Application Period for Grant Programs 26-May
- Massachusetts Agricultural Officials Welcome the First Fruit of the Season - Strawberries 10-Jun
- First Participants for Commonwealth Quality Seal Program 15-Jun
- Commonwealth Quality Program (CQP) Standards for Forest-Based Products 22-Jun
- Agriculture Officials Encourage Massachusetts Residents to Enjoy Locally Grown Blueberries -1-Jul
- Kick off Farmers' Market Season 8-Jul
- Agriculture Officials in Washington to Promote Massachusetts Food Businesses 14-Jul
- Agriculture and Energy Officials Highlight Green Energy Farms 19-Jul
- State Agricultural Officials Celebrate the Growth of the Massachusetts Wine Industry 21-Jul
- Grants to Assist Low-Income Residents at Farmers' Markets 26-Jul
- Governor Deval Patrick Signs Executive Order Establishing Public Market Commission 4-Aug
- Newly Created Public Market Commission Holds First Meeting on Public Market in Boston 9-Aug
- State Officials Tour Green Energy Farms to Promote Renewable Energy Projects 18-Aug
- Farmers' Market Week with the 27th Annual Tomato Contest 19-Aug
- Massachusetts Tomato Contest Draws 106 Entries 22-Aug
- Farm Fresh Foods in Urban Markets 30-Aug
- Agriculture Officials and the MBTA Team Up to Promote Massachusetts Agriculture 6-Sept
- MDAR Receives USDA Grant to Assist Massachusetts Brewing Industry 8-Sept
- September 19 - 23 as Massachusetts Harvest for Students Week 19-Sept
- Local Foods, Local Farms at Region's Largest Agricultural Fair 22-Sept
- Massachusetts Celebrates September as Apple Month 23-Sept
- Gov. Patrick Joins Farmers to Launch MA Gleaning Network to Assist Emergency Food Providers 24-Oct
- \$450,000 in Grants from USDA to Market Massachusetts Specialty Crops 3-Nov
- Massachusetts Agriculture Officials Celebrate Local Food and Farming this Holiday Season 8-Nov
- MA Winter Farmers' Markets Continue to Expand 18-Nov
- Additional Federal Relief Secured for MA Farmers 18-Nov
- Agricultural Officials to Host Business Planning Courses for Massachusetts Farmers 22-Nov
- State Agricultural Officials Kick Off Holiday Season with Annual Christmas Tree-Cutting Ceremony 25-Nov
- MA Dairy Farmers to Get \$3M from Tax Recalculation 6-Dec
- Caution Urged When Choosing Animals as Presents 14-Dec
- Ag Officials Encourage MA Residents to 'Gift Local' 16-Dec
- Environmental Enhancement Grants Awarded to 35 MA Farms 19-Dec
- MA Energy Grants for 32 Farm Projects 22-Dec
- Administration Awards Eight Grants Under New Landscape Partnership Program 23-Dec

## OUTREACH AND EVENTS

### DIRECTOR OF OUTREACH AND EVENT COORDINATION

Rose Arruda  
 Rose.Arruda@state.ma.us  
 (617) 626-1849

The planning and coordination of events that highlight the work of MDAR have proven to be an effective component of our strategy to best utilize our resources, making MDAR the “go to” organization for agricultural resources. A distinct aspect of our work is to inform policy makers and the public on the impact the Patrick/Murray administration and MDAR have made with its partnerships, whether federal, state, inter-agency or small businesses. These often time press-driven events have a distinct purpose to educate and promote agriculture in all its forms across Massachusetts.

### 2012 SAW A SERIES OF EVENTS WITH VARYING PURPOSES

Seniors and Farmers’ Markets, May 16  
 Held at the Belmont Farmers’ Market, Commissioner Soares discusses the value of farmers’ markets and describes the Electronic Benefits Transfer (EBT) cards for seniors. The event includes a tour and TV interview.

Anaerobic Digester Ribbon Cutting, May 31  
 This event was held at Jordon Farm, in Rutland, MA with Governor Patrick and hundreds of members of the local farming community. This first of its kind in Massachusetts, Anaerobic Digester, generates electricity from manure and food waste.

Dairy Month Kick Off, June 10  
 Dairy Month was kicked off with a visit to the 4-H Dairy Cattle Camp by Commissioner Soares.

### AG-ENERGY FARM TOURS

*An example of work that highlights the partnerships that MDAR has fostered over the years are the Ag-Energy farm tours conducted in the summer months.*

*Commissioner Scott Soares toured several “Green Energy” farms in Western Massachusetts to showcase the efforts of the local farming community to become more sustainable and environmentally responsible through the implementation of energy efficiency and clean renewable energy projects. Representatives of key partners that provided technical assistance and financial incentives such as the Mass Clean Energy Center, the MA Farm Energy Program (MFEP), USDA’s Rural Development and USDA’s*



*Natural Resources Conservation Service were represented on the tours. A clear picture of how these farms are now able to reduce their operational energy needs and also demonstrate how our farming community can integrate green energy technologies into their day-to-day operations is crucial in the education that will help sustain agriculture in Massachusetts.*

Highlighting Local Farm Wineries, July 17  
 Commissioner Soares joined Governor Patrick on a tour of Westport Winery to highlight the value of the farm wine industry in Massachusetts.



## OUTREACH AND EVENTS, cont.

### Green Energy Farm Tours, Part I, July 19

The first of 2 tours highlighting Green Energy efforts on our local farms. This tour took MDAR to Red Fire Farm in Granby, MA; and Winter Moon Farm and Mapleline Farm, both in Hadley, MA.

### Electronic Benefits Transfer (EBT) and Farmers Markets, July 25

This event was held at the Central Square Farmers' Market to highlight the success of the increased EBT access at farmers' markets in Massachusetts.

### Asian Longhorn Beetle (ALB) Awareness Month Kickoff, August 10

Commissioner Soares joined Lieutenant Governor Tim Murray at Green Hill Park in Worcester, MA to bring awareness to the Asian Longhorned Beetle infestation.

### Green Energy Farm Tours, Part II August 18


The second of 2 tours highlighting Green Energy efforts on our local farms. This tour took MDAR to UMASS Amherst's Farm in Deerfield, MA; Seeds of Solidarity in Orange, MA; and Red Apple Farm in Phillipston, MA.

### Annual Tomato Contest, August 22

The event was sponsored by the New England Vegetable and Berry Growers Association in cooperation with the Massachusetts Department of Agricultural Resources. This friendly contest is designed to increase consumer awareness of local agriculture.

MBTA/MDAR QR Code Campaign Kickoff, September 6  
Commissioner Soares and the Secretary of Transportation, Richard Davey kicked off MDAR's campaign on the MBTA utilizing mobile phone technology. The event and the campaign both served to drive consumers to the MDAR portal for local farms - [www.mass.gov/massgrown](http://www.mass.gov/massgrown).

3rd Annual New England Apple Day, September 7  
Governor Patrick proclaimed September Apple Month, as Commissioner Soares joined other agriculture officials from across New England to celebrate the Third Annual Apple Day. Officials toured Lanni Orchard in Lunenburg, Tougas Family Farm in Northborough and Nashoba Valley Winery in Bolton.



### ASIAN LONGHORN BEETLE OUTREACH

*Education and awareness underscores the importance of MDAR's outreach work, such as the focus on the Asian Longhorned Beetle. MDAR continues to work alongside community partners such as the USDA and sister agency, DCR, to eradicate this wood-boring insect.*

*To highlight this commitment, Commissioner Soares joined Lieutenant Governor Tim Murray at the ALB Awareness Month event in August, meeting local residents and speaking to the press and offering updates on the progress of the work that has been done. The event also showcased the materials, practices and partnerships that have been harnessed to stop the infestation of this invasive pest.*

### Mass Day at the Big E, September 22

Governor Patrick visited the Mass Building to celebrate Mass Day, touring the vendors with Commissioner Soares and joining him at a cooking demonstration with celebrity Chef Ana Sortun and DPH partner Dr. Lauren Smith.

## OUTREACH AND EVENTS cont.

National Association of Agricultural Fair Agencies, September 29-October 1

MDAR hosted the National Association of Agricultural Fair Agencies conference, which included visits to the Big-E in West Springfield, MA; Topsfield Fair in Topsfield, MA; and Boston MA.

Gleaning Event with Congressman McGovern, October 22  
Pre-Kickoff of Massachusetts Gleaning Network at the Tougas Apple Farm in Northborough, MA included 4-H youth and Commissioner Soares “Gleaning” more than 2,000 pounds of apples for hunger relief.

The Launch of the Massachusetts Gleaning Network, October 24

Governor Patrick, Secretary Sullivan and Commissioner Soares joined Boston Area Gleaners and the Food Project to kickoff MDAR’s gleaning campaign at the Food Project Farm in Lincoln, MA.

Annual Christmas Tree Cutting November 25

An annual event held to kick off the Christmas Season and highlight the benefits of locally grown trees, Ioka Valley Farm in Hancock, MA where Commissioner Soares, joined Representative Gail Cariddi, cut a tree at the farm, which the farm donated to a charitable organization.

### THE MASSACHUSETTS GLEANING NETWORK

*MDAR became the home of the Massachusetts Gleaning Network. The network, stemming from Commissioner Soares’ exposure to the issue of good, healthy food left unharvested in fields throughout the state (and the nation) led to the creation of the Network.*

*The importance of bringing awareness to the issue and to bring partners to the “table”, such as farms, volunteers, service agencies, food banks and other organizations was clear. That work led to the campaign kickoff on October 24th, “Food Day”, in which Commissioner Soares was joined by Governor Patrick, Secretary Sullivan, along with partners such as the Boston Area Gleaners, Food Project and Project Bread.*



*Since the inaugural gleaning event, MDAR has been serving as a clearinghouse for the network where members find ways to participate and partner on gleaning projects in their own communities.*

*The impetus of the project was to educate constituents about gleaning and the impact they can make in their community by participating. MDAR also provides information on how to get involved with local groups to leverage combined resources for optimal results in local communities/counties. MDAR can serve as liaison in support of communities who are coming together to help their neighbors access healthy, locally sourced food.*

## FINANCIAL REPORT

### CHIEF FINANCIAL OFFICER

Michael Rock

Michael.Rock@state.ma.us

(617) 626-1716

The Massachusetts Department of Agricultural Resources expended a total of \$37.252 million in fiscal year 2011. This was \$2.75 million more than the agency's fiscal year 2010 expenditure of \$34.503 million. The increase in expenditures is attributed to \$3 million in bond (capital) funds provided for the Northampton Tri-County Fairgrounds renovation. The agency's funding sources continued their dramatic shift away from budgetary appropriations in fiscal year 2011. In fiscal year 07 nearly 68% of the agency's funding came from direct budgetary appropriations. In fiscal year 2011, "budgetary" sources comprised only 43.05% of the agency's funding. The balance of the agency's fiscal year 2011 funding came from capital funds (35.3%), federal funds (19.2%) and trust accounts (2.45%). As funding from all sources has tightened, the agency has honed its ability to effectively manage those funds to achieve agency goals.

### BUDGETARY APPROPRIATIONS

The agency's budgetary appropriations declined by an additional 1.5% in fiscal year 2011 when compared to the prior fiscal year and has now been reduced by nearly 37% from its fiscal year 2007 peak. The Department expended 99.99 % of its final fiscal year 2011 budgetary appropriated amount of \$16.036 million.

### ADMINISTRATION ACCOUNT (2511-0100)

The Administration Account funds the day to day operations of the agency. Administration Account funding declined by an additional 1.1% in fiscal year 2011 when compared to the prior fiscal year and is now 27% less than its fiscal year 2007 peak. Fiscal year 2011 Administration Account spending by category was as follows:

- Approximately 88% went toward employee's salaries and benefits
- Nearly 2% or \$88,000 annually was a matching share to the agency's \$651,000 biannual federal "Pesticide Analytical" grant and serves to fund lab services

with the University of Mass Amherst Massachusetts Pesticide Analysis Laboratory

- Roughly 1.7% or \$75,000 funded the agency's food coupon program and was used as a matching share toward federal grant funding of the agency's \$350,000 "WIC" (Women, Infants, and Children) and \$544,000 "senior" food coupon program. These programs provide benefits to low income families and additionally provide a revenue stream for MDAR certified farmers who currently accept these coupons at the more than 200 farmers' markets across the Commonwealth
- The remaining 8.3% supported the agency's day-to-day operational expenses

### SUPPLEMENTAL FOOD APPROPRIATION (2511-0105)

The MDAR Supplemental Food Appropriation (budget line item 2511-0105) provides for the purchase of supplemental foods for the Emergency Food Assistance program. MDAR contracts with the Greater Boston Food Bank, which is responsible for the distribution of a percentage of funds, earmarked for other Massachusetts food banks under a contractual agreement. The Food Bank program saw a decrease from a high of \$12 million funding level in fiscal year 2009 to \$11.5 million for the past three fiscal years, a 4.2% reduction. The Supplemental Food pass through appropriation comprises roughly 72% of the agency's state appropriated budgetary funding. The agency utilizes 2% of these funds for administering the program.

### INTEGRATED PEST MANAGEMENT ACCOUNT (2511-3002)

The agency's Integrated Pest Management (IPM) program has been hit severely during the recession. Funding has been reduced from a high of \$303,000 in fiscal year 2008 to \$48,000 in fiscal years 2010 and 2011. This has impacted the agency's ability to meet its statutory requirements under Chapter 85 of the Acts of 2000 ("Act to Protect Children and Families from Harmful Pesticides") and MGL Chapter 132B (Massachusetts Pesticide Control Act).



## FINANCIAL REPORT cont.

### CAPITAL (BOND) ACCOUNTS

In fiscal year 2011 the agency expended 99.99% of its \$13.15 million in capital (bond) funding. Capital funded programs include the Agricultural Preservation Restriction (APR) Program, Farm Viability Enhancement Program, Agricultural Business Training, Farm to School Project, Aquaculture, Agricultural Commissions Program, Accelerated Conservation Planning, Energy and the Agricultural Environmental Enhancement Program. By utilizing a mixture of capital, federal and trust funds, the agency expended nearly \$10.587 million on Agricultural Preservation Restrictions (APRs) to protect approximately 1,045 acres and another \$1 million on 18 agricultural covenants to protect an additional 1,949 acres. Capital expenditures by the agency increased in fiscal year 2011 primarily due to the aforementioned \$3 million earmark for the Tri-County Fairgrounds renovation project in Northampton.

### FEDERAL FUNDS

MDAR expended over \$7.155 million dollars in federal grant funds in fiscal year 2011. The “Farmland Protection” grant was the largest component of the agency’s federal funds comprising nearly 68% of the total. The “Farmland Protection” grant is utilized to fund a variety of agency programs including the APR program, the Farm Viability Enhancement (FVEP) Program, the Agricultural Environmental Enhancement (AEEP) Program and Agricultural Fairs Improvement (AFIP) Program.

### REVENUE

MDAR is currently responsible for the collection of a number of fees (32) ranging from pesticide applicator and milk dealer licenses to nursery and greenhouse inspection fees. As a reflection of greater agricultural activity and demand for MDAR programs, revenue collected by MDAR has consistently increased. For the third year in a row, MDAR has generated more revenue than it requires for the administrative costs of the agency. In fiscal year 2011, MDAR revenue of \$5.679 million exceeded the agency’s year-end operating budget (Administration and IPM accounts combined) of \$4.54 million by over \$1.1 million dollars.

**FOR THE THIRD YEAR IN A ROW, MDAR HAS GENERATED MORE REVENUE IN FEES THAN WAS REQUIRED FOR COVERING THE ADMINISTRATIVE COSTS OF THE AGENCY.**

YEAR	REVENUE	PERCENT INCREASE
2006	\$4,089,690	
2007	\$4,345,312	6.25 %
2008	\$4,601,948	5.91 %
2009	\$4,709,686	2.34 %
2010	\$5,159,485	9.55 %
2011	\$5,679,206	10.07 %

## HUMAN RESOURCES

### HUMAN RESOURCES DIRECTOR

Mary Beth Burnand  
 Mary.Beth.Burnand@state.ma.us  
 (617) 626-1710

The Human Resources (HR) Office administers and oversees all HR functions for MDAR, as well as its Boards and Commissioners, including the State Reclamation and Mosquito Control Board (comprised of 9 mosquito control districts), including but not limited to implementation of all HR related policies and programs of the Commonwealth of Massachusetts:

- Position Management including classification and posting requirements through hiring
- Coordinate training opportunities for employees through EOEEA's PACE system
- Family Medical Leave Act and the Americans with Disabilities Act
- Diversity Initiatives and Equal Employment Opportunity
- Unemployment
- Worker's Compensation
- Labor Relations
- Workforce Planning

All employment opportunities for the Department of Agricultural Resources and the State Reclamation and Mosquito Control Projects are posted on the Commonwealth of Massachusetts' Commonwealth Employment Opportunities (CEO) website at <https://jobs.hrd.state.ma.us/recruit/public/3111/index.do>

If you wish to apply for a position within MDAR, please download our employment application and forward it to MDAR's HR Director along with a resume and cover letter. The employment application is found on our website at [www.mass.gov/agr](http://www.mass.gov/agr) under FOR YOUR INFORMATION.

The Commonwealth of Massachusetts is an equal opportunity/affirmative action employer. Women, minorities, veterans and people with disabilities are strongly encouraged to apply.

#### Performance Recognition Program

Each year, the Commonwealth of Massachusetts, through its Human Resources Division, coordinates a Performance Recognition Program. This program formally recognizes outstanding state employees who demonstrate exemplary leadership, strong commitment, and an extraordinary work ethic.

The Department of Agricultural Resources recognized the following individuals as its 2011 recipients of the Commonwealth's Citation of Outstanding Performance:

- Steve Antunes-Kenyon, Environmental Analyst-Division of Crop and Pest Services
- Jennifer Forman-Orth, Ph.D, Marketing and Product Utilization Specialist, Division of Crop and Pest Services
- Gerald Palano, Environmental Engineer-Division of Agricultural Conservation and Technical Assistance
- Hotze Wijnja, Chemist-Division of Crop and Pest Services

<i>Summary of the workforce: 77</i>				
<i>Males: 38 (49.35%)</i>				
<i>White</i>	<i>Black</i>	<i>Hispanic</i>	<i>Asian</i>	<i>Unknown</i>
35 (45.45 %)	2 (2.6 %)	0	1 (1.3 %)	0
<i>Females: 39 (50.65 %)</i>				
<i>White</i>	<i>Black</i>	<i>Hispanic</i>	<i>Asian</i>	<i>Unknown</i>
31 (40.26 %)	4 (5.19 %)	1 (1.3 %)	1 (1.3 %)	2 (2.6 %)
<i>Minorities: 9 (11.69 %)</i>				
	<i>Black</i>	<i>Hispanic</i>	<i>Asian</i>	
	6 (7.79 %)	1 (1.3 %)	2 (2.6 %)	

## HUMAN RESOURCES, cont.

### COMPLIANCE TRAINING:

Governor Patrick introduced four mandatory courses for all employees to ensure that our workplace in the Commonwealth is safe, inclusive, and conducive to productivity for all employees. Recently a fifth one was added, Disability Awareness.

These courses were introduced to enhance or develop awareness of our individual responsibility to achieve this goal, and our accountability for behaving consistent with the laws, policies, and guidelines embodied in the Executive Orders.

Preventing Sexual Harassment in the Workplace – ONLINE  
Discrimination and Sexual Harassment are serious social issues, and the workplace is a setting that is not immune to either. It is vitally important to understand and stay up-to-date with federal and state laws, as well as agency policies and procedures. This mandatory training will raise employee awareness regarding the prevention of discrimination and sexual harassment in the workplace and identify how employees are held accountable for behavior that violate the laws, policies, procedures and executive order.

Learning Objectives include:

- Understand the definitions and examples of Discrimination and Sexual Harassment
- Review the relevant federal (Title VII, Civil Rights Act of 1964) and state laws (MGL Ch. 151B), and appropriate actions to take in accordance with the Commonwealth policies and procedures
- Highlight remedies and resources available to all staff

### Domestic Violence, Sexual Assault, and Stalking – ONLINE

Established through Executive Orders #442 and 491, these courses provide basic information and strategies to minimize potential workplace and domestic violence. These two classes are components of an overall agency response that include written policies, protocols, reporting procedures and utilization of a Workplace Violence Committee.

Learning Objectives include:

- Recognize a range of behaviors that may constitute warning signs of workplace violence by an employee, client and/or customer
- Correctly identify behaviors that indicate domestic violence and workplace violence

- Take actions in accordance with state policies and procedures
- Use reporting channels, remedies, and resources available to state employees

### Disability Awareness: Diversity Part II – ON LINE

Key to the Governor's Model Employer Initiative is educating our workforce on disability issues to promote positive work environments in the Commonwealth. To this end, the Disability Awareness: Imparting Knowledge eCourse has been developed.

This learning opportunity is a continuation of the Commonwealth's mandatory Diversity Awareness program. This course:

- Explores disability misconceptions
- Identifies where to get available support tools and resources
- Reviews best practices for accommodating, communicating, and working with people with disabilities.
- Reviews common processes for enforcing disability rights under the law

### Diversity Awareness in the Commonwealth – Day 1 - Full Day (In Classroom ONLY)

All employees are required to attend the Diversity Awareness in the Commonwealth workshop. This full day workshop seeks to develop and encourage a more inclusive work culture through a closer look at the definition of diversity and its many dimensions. Small group discussion, small group activities, videos, and a case study will be used to develop/enhance diversity awareness.

Learning objectives include:

- Define 'diversity' and diversity awareness
- Identify advantages of promoting a more inclusive and proactive culture at work
- Review Executive Order and Massachusetts General Law
- Encourage ongoing dialogue to promote diversity awareness at all agency levels.

MDAR managers have completed these courses and it is expected that all of the non-management staff will complete the course by the end of April, 2012.

## LEGAL SERVICES

### GENERAL COUNSEL

Bob Ritchie, esq.  
 Bob.Ritchie@state.ma.us  
 (617) 626-1705

Legal Services operates within MDAR Administration, and consists of a General Counsel, 3 assistant counsels, 1

paralegal, and an economist. It provides a wide range of advisory and technical legal services to the Commissioner and the several principal Divisions of the Department. Legal staff represents the Commissioner and the Department in administrative and judicial proceedings that includes exercising the authority conferred upon them by the Office of the Attorney General as a Special Assistant Attorney General; and in addition legal staff serve in a support capacity in matters in which the Attorney General represents the Department in court. Legal Services staff now handle a full range of legal services in connection with land use matters and real property acquisitions and management, with the exception only of title examination and certification which continues to be assigned to outside title counsels. In connection therewith, we provide support services to our APR and Farm Viability Enhancement programs.

### WORK WITH THE DIVISION OF AGRICULTURAL CONSERVATION AND TECHNICAL ASSISTANCE

Staff assisted the Division Director in discussions with the Department of Environmental Protection (MassDEP) to extend and amend an existing memorandum of agreement regarding the use and disposal of milkhouse wastewater. Staff prepared amendments to the memorandum of agreement. Staff assisted the Division Director in discussions with MassDEP regarding amendments to the Wetland Protection Act, regulations, and guidance documents. Staff assisted the Division Director in discussions with MassDEP regarding amendments to the solid waste regulations. Staff assisted the Division Director with the preparation of draft amendments to the agricultural composting regulations. Staff assisted the Attorney General's Office in criminal

and civil cases involving claims against an individual for violations of the state's clean air act, solid waste regulations (including agricultural composting), and animal health statutes and regulations. Staff reviewed requests

### AGRICULTURAL LAW MEMOS

*MDAR's Legal Services receives many requests for legal assistance from farmers across the Commonwealth. While we cannot provide legal advice to private parties, we can express our views generally on matters of agricultural law. When faced with a question or issue that can be answered in a general way, and which may, in being answered, have a broader application, MDAR will often publish an Agricultural Law Memo on the issue. Current ALM's include: Greenhouses used for retail sales and the State Building Code; Normal Farming Practices - Refrigeration Trailers; Farm Labor Housing and Zoning; Small Plot Farming: Amendments to Chapter 40A, Section 3; Agri-tourism, Agriculture, and Zoning; DOR Letter Ruling on Sales Tax Exemption on Equipment for Anaerobic Digesters; and Farm Liability and Agricultural Harvesting.*

*A vegetable farmer called the Department of Agricultural Resources telling us that he'd purchased some used, over-the-road refrigerated trailers to use as refrigeration units to keep his freshly picked vegetables fresh before delivering the product to market. There's one problem: the health officer claims that the units are a nuisance and cannot be run. Another farmer calls to tell the MDAR that she cannot install a wind turbine because the zoning enforcement officer says it violates the height restrictions in the zoning by-law. Yet another farmer calls concerned that the building inspector is requiring an on-sight engineer to oversee the erection of a greenhouse that will cost the farmer a considerable amount of money and may prohibit the installation of the greenhouse.*

*The Constitution of the Commonwealth and the General Laws contain protections for agricultural uses and production practices. Each of the agricultural cases described above have applicable legal protections in the General Laws. The cases have general applications and because similar cases have repeatedly arisen over time the Division of Legal Services has begun a series titled Agricultural Law Memos (ALMs) taking a particular topic, question, or case and describing the Department's view on the laws applicable to the topic. The purpose of ALMs is to inform farmers, local officials, and the general public of rights and protections afforded agriculture by the Constitution and Laws of the Commonwealth. In this capacity the Department strives to be a facilitator: recognizing local authority and serving the agricultural interests of the Commonwealth.*

---

## LEGAL SERVICES cont.

for proposals and contracts for grants. Staff assisted with issues involving alternative energy siting and state and local regulations, aquaculture, zoning, and other local issues. Staff assisted with interpreting and applying statutes and regulations to matters involving the Department.

### **CONTRACT REVIEW**

Staff reviewed requests for proposals and contracts entered into by the Department.

### **WORK WITH THE STATE RECLAMATION AND MOSQUITO CONTROL BOARD (SRMCB)**

Staff continued to assist the SRMCB in fashioning board policy governing district budgets and budget development transparency. Staff reviewed proposals involving policy and regulatory changes to pesticide application and oversight.

### **WORK WITH THE DIVISION OF CROP & PEST SERVICES**

Staff reviewed letters of warning, notices of assessment of penalties, and license revocations and suspensions. Staff assisted with interpreting and applying statutes and regulations. Staff assisted in cases involving rights of ways and compliance issues involving the owner of a railroad. Staff assisted with ensuring compliance with emergency aerial spraying requirements for arbovirus treatment.

### **PUBLIC RECORDS**

Public Records requests are processed and reviewed by Legal Services staff, and for 2011, the number of requests doubled to 100, as compared to 50 requests in 2010. Frequent reminders are sent to all MDAR staff regarding the public records law, records retention, record destruction schedules, records management, social media, personal information security, and electronic messaging, to make sure staff remains in compliance with EEA policies and state laws.

### **EDUCATION AND TRAINING**

Legal Services is responsible for yearly staff compliance of the Commonwealth's Conflict of Interest Law, requiring all employees to receive a copy of the law, yearly, and to complete the on-line training from the Ethics Commission website, every other year. Legal Services trains all new employees and contractors on Executive Order #504

regarding protection of personal information. MDAR staff, boards and commissions are informed of their continued compliance with the Open Meeting Law. Updates are provided to staff of any changes in these laws and executive orders.

### **WORK WITH THE DIVISION OF AGRICULTURAL MARKETS**

Legal Services assisted in the development and review of the application and criteria for farmers to be able to sell wine at farmers' markets and certified agricultural events and developed an Exhibitor/Vendor Booth License Agreement for use at fairs, as a result of approved farm winery legislation that was approved in August of 2010. Staff attended farmers' market training sessions to discuss the implementation and applications for selling at events. Staff assisted in discussions with the Alcoholic Beverage Control Commission, legislature, and industry regarding the new legislation.

### **WORK WITH THE DIVISION OF ANIMAL HEALTH**

Legal services staff drafted legal correspondence on behalf of the Division of Animal Health; provided legal advice when necessary; reviewed Cease & Desist Orders and Notice of Assessment of Penalty for appropriate legal content; represented the Department in all adjudicatory hearings brought before the Division of Administrative Law Appeals and all other venues.

### **OTHER**

Legal Services worked on two compliance issues regarding the use of Women and Infant Children (WIC) farmers market coupons that resulted in 1 farmer that was given a warning, and another that was expelled from accepting WIC coupons.

Legal Services worked with the MA Dairy Promotional Board on clarifying roles and responsibilities of the Board based upon legislation.

Legal Services assisted the Commonwealth Quality Program with trademark and license agreements.



## PUBLIC MARKET PROJECT

### PROJECT MANAGER

Mark Lillienthal  
 Mark.Lilienthal@state.ma.us  
 (617) 626-1183

MDAR and other state agencies are working with the City of Boston and the community to develop a public market in downtown Boston. Once complete, the market will house a variety of the region's finest local produce, dairy, meats, seafood, specialty foods and beverages, flowers and more. Located at 136 Blackstone Street in Boston near the Rose F. Kennedy Greenway, the market will be a major new landmark for the Commonwealth and the city.

The proposed public market moved much closer to becoming reality in 2011, and is currently slated to open in 2014.

In May of 2011 the Commonwealth's contractor, Projects for Public Spaces, submitted an implementation plan for the Public Market. One of the largest steps in this process for 2011, and a result of that plan, was the creation of the Public Market Commission through an executive order signed by Governor Patrick.

Through the Public Market Commission, chaired by Commissioner of Agricultural Resources Scott J. Soares, the state worked with advocates, farmers, fishermen, and specialty food producers to learn how a public market can work for the producers and consumers in the Commonwealth. In December of 2011, the Commission, released a Request for Proposals for a Public Market Operator and Developer. This process will ultimately decide who operates the market.

It is anticipated that in 2012 an operator for the market space will be identified and negotiations with them as a tenant for the building will begin. In total, the state has committed up to \$4 million in capital improvements to the site, with the remaining funds to be raised by the operator.



### PUBLIC MARKET COMMISSION:

- Scott J. Soares, Commissioner, MDAR, Chair
- Nancy Brennan, Executive Director of the Rose Kennedy Greenway Conservancy
- State Representative Gailanne Cariddi, 1st Berkshire District
- Nancy Caruso, resident of Boston, recommended by Mayor Thomas M. Menino
- Carole Cornelison, Commissioner, MDCAM, designee of Secretary Jay Gonzalez, EOAF
- Mary Griffin, Commissioner, MDFG, designee of Secretary Richard K. Sullivan, Jr., EOEEA
- State Senator Anthony Petrucci, 1st Suffolk and Middlesex District
- Lauren Shurtleff, Planner, designee of the Executive Director of the Boston Redevelopment Authority
- William Tuttle, Deputy Director, MDOT, designee of Secretary Richard A. Davey, MDOT



## DIVISION OF AGRICULTURAL MARKETS

### MARY JORDAN, DIVISION DIRECTOR

Mary.Jordan@state.ma.us  
(617) 626-1750

The Division of Agricultural Markets fosters the growth and viability of the Commonwealth's agricultural markets including domestic, international, as well as agricultural fairs. Staff offers field expertise in the development and support of innovative market venues, business expansion, grant opportunities, consumer and industry outreach. The Division seeks to promote new opportunities for consumers to gain greater access to local agricultural products and endorses high quality standards for the agricultural industry. Division staff work closely with over 50 agricultural and commodity organizations as well as with a broad-breadth of local, state, and federal level entities. The staff within the Division of Agricultural Markets is comprised of 9 full time employees and seasonal hires dedicated to specific projects and initiatives.

### PROGRAM LISTING

- Agricultural Commissions
- Agricultural Directional Signage
- Agricultural Fairs Development
- Agricultural Tourism
- Commonwealth Quality Program
- Culinary Tourism
- Export Development
- Farm and Market Report
- Farm to School Project
- Farmers' Market Nutrition Program
- Farmers' Market Program
- Federal-State Market Improvement Program
- Food Safety Program
- Harvest New England Initiative
- Massachusetts State Exposition Building, West Springfield
- Massachusetts Grown and Fresher Campaign
- Organic Cost Share Certification
- Retail Coupons for Fluid Milk Program
- Specialty Crop Grant Program
- Value Added Technical Assistance



*Mary began employment with the Department in 1987 as a marketing intern. Shortly after, she became a Market Specialist with the Department, until assuming the position of Director of Agricultural Development in 1996. She has coordinated the Federal State Marketing Improvement Program (FSMIP), USDA Specialty Crops Block Grant Program for Massachusetts and the USDA Organic Cost-Share Program. Her current responsibilities include overseeing the Agricultural Fairs, and Marketing Programs. Mary is the Vice President of the Harvest New England Committee and the past Secretary/Treasurer of the North American Agricultural Marketing Officials (NAAMO). She also serves as Chair of the Massachusetts Dairy Promotion Board, as the Commissioner's designee.*

### STAFF LISTING

- Michael Botelho, Program Coordinator
- Lisa Damon, Program Coordinator
- Julia Grimaldi, Program Coordinator
- Melissa Guerrero, Program Coordinator
- Ellen Hart, Program Coordinator
- Rick LeBlanc, Program Coordinator
- Bonita Oehlke, Program Coordinator
- David Webber, Program Coordinator

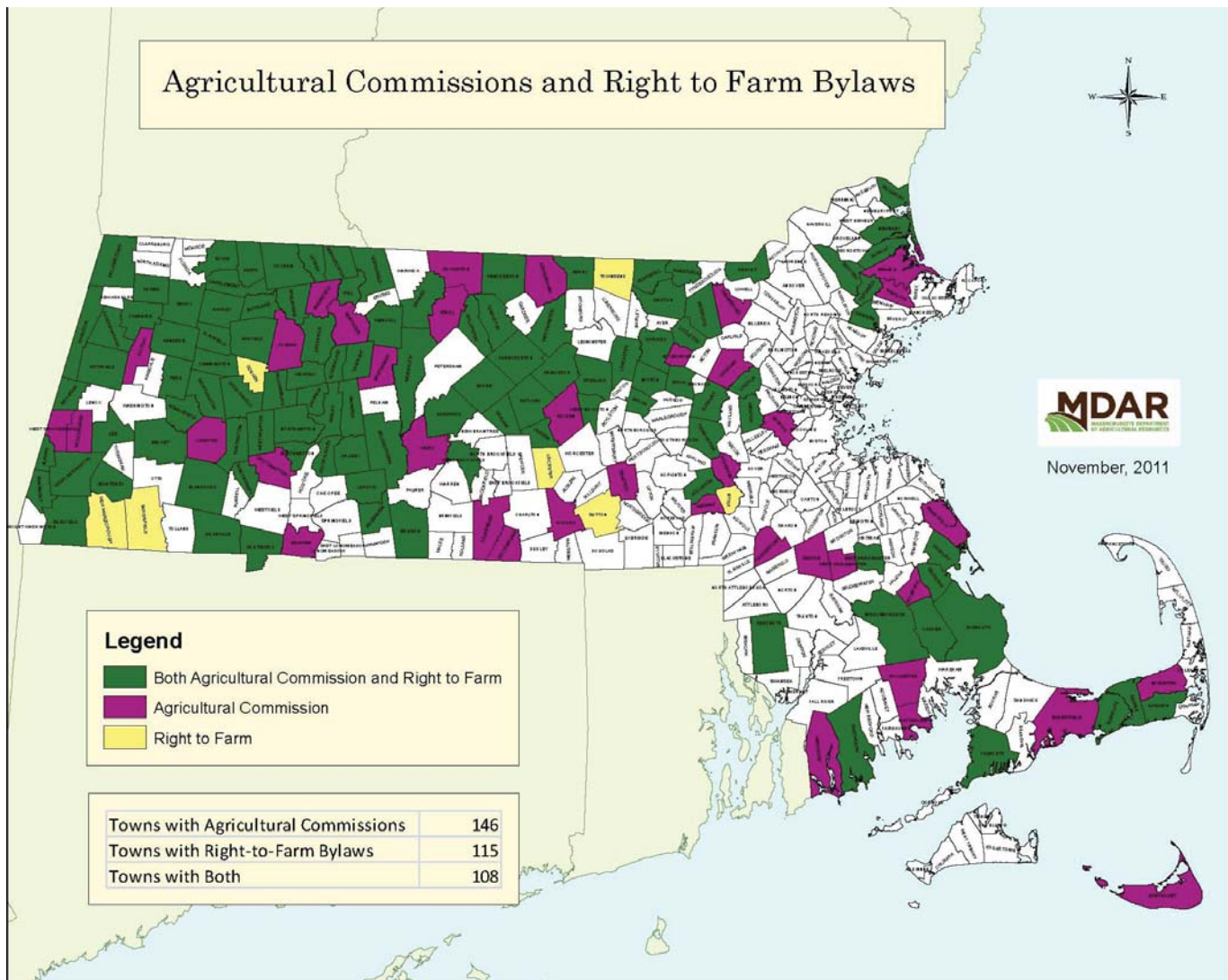
## DIVISION OF AGRICULTURAL MARKETS, cont.

### AGRICULTURAL COMMISSIONS

Richard LeBlanc  
 Richard.LeBlanc@state.ma.us.  
 (617) 626-1759  
 Cheryl Lekstrom, Consultant  
 Clekstrom@mac.com  
 (508) 881-4766  
 Pete Westover, Consultant  
 westover03@comcast.net  
 (413) 695-4077

In January of 2011 there were 141 Agricultural Commissions (Ag Coms) and 114 Right to Farm Bylaws (RTFs). By December of 2011 there were 148 Agricultural Commissions and 117 RTFs, an increase of 7 Agricultural Commissions and 3 RTFs.

The Massachusetts Association of Agricultural Commissions (MAAC) was organized in 2010 to support Massachusetts' municipal Agricultural Commissions. With help from local Agricultural Commissions, the MAAC will strive to provide Agricultural Commissions with the necessary services and education to bolster and advance their agricultural support work at the local level. MAAC will build support for agriculture in communities through



## DIVISION OF AGRICULTURAL MARKETS, cont.

effective relations with federal and state agencies, elected and appointed officials, private and nonprofit organizations and the public.

Since 2010, more than 55 Agricultural Commissions have joined the MAAC. Ideally, every Agricultural Commission in the Commonwealth will join in the effort to make the MAAC an effective force in promoting local agriculture. MAAC plans a statewide Agricultural Commission conference yearly.

MAAC Board members are:

- Dick Ward, Carver Agricultural Commission, Plymouth County, President
- Laura Sapienza-Grabski, Boxford Agricultural Commission, Essex County, Vice President
- Laura Abrams, Sudbury Agricultural Commission, Middlesex County, Secretary
- Scott J. Soares, Commissioner, MDAR
- Steve Damon, Gill Agricultural Commission, Franklin County
- Sue Guiducci, Dartmouth Agricultural Commission, Bristol County
- Steve Herbert, UMass Center for Agriculture
- Hogan, Ludlow Agricultural Commission, Hampden County
- Ed Lawton, Foxborough Agricultural Commission, Norfolk County
- Kathy Orlando, Sheffield Agricultural Commission, Berkshire County
- Mike Pineo, Sterling Agricultural Commission, Worcester County
- Dwight Sipler, Mass Farm Bureau Federation
- Leslie Spencer, Barnstable Agricultural Commission, Barnstable County
- Jaime Wagner, Amherst Agricultural Commission, Hampshire County

Although there was no state wide gathering of the Agricultural Commissions in 2011, Agricultural Commission representatives continued to gather regionally to network and discuss a number of issues relevant to their work:

- Working Effectively with Your Board of Health
- Right to Farm Bylaws
- Working with Conservation Commissions
- Agriculture and the Wetlands Protection Act
- Achieving Greater Agricultural Self-Sufficiency
- Strategies for Connecting Farmers to Available Land
- Funding Agricultural Commissions
- Conflict Management
- Understanding Laws Affecting Agriculture
- “Backyard” Farming Issues
- Farmland Protection Tools
- Agricultural Excise Tax Exemptions
- Composting Regulations
- Encourage Farm to School Relationships
- Installation of Local Right to Farm Signage
- Renewable Energy Installations on Farms
- Accessing Community Preservation Act Funds

Regional gatherings and informational meetings continue to address the concerns of local Agricultural Commissions. The USDA Farm Service Agency Service Center’s Conference Room in Holden continues to welcome Agricultural Commission members from a dozen communities (Ashburnham, Barre, Berlin, Bolton, Hardwick, Harvard, Holden, Oakham, Princeton, Rutland, Sterling, and West Boylston) about 6 times per year to discuss goals and accomplishments, identify resources, funding for Agricultural Commission projects, Agricultural Preservation Restrictions, Massachusetts Agriculture in the Classroom, the Farm to School Project, and most recently working with realtors to understand the Right to Farm Bylaw.

## DIVISION OF AGRICULTURAL MARKETS, cont.

### AGRICULTURAL DIRECTIONAL SIGNAGE PROGRAM

Richard LeBlanc  
 Richard.LeBlanc@state.ma.us  
 (617) 626-1759

The Agricultural Directional Signage Program is managed by MDAR in cooperation with the Massachusetts Department of Transportation. The program allows for the placement of agricultural directional signs along state roadways for farms located off those roadways. In 2011 there were 4 applications for signs from applicants located in Hampshire and Berkshire counties. Criteria and application are online at: [www.mass.gov/agr/markets/agritourism/signs.htm](http://www.mass.gov/agr/markets/agritourism/signs.htm).

### AGRICULTURAL FAIRS DEVELOPMENT

Ellen Hart  
 Ellen.Hart@state.ma.us  
 (617) 626-1742

MDAR allots prize monies to agricultural fairs and supports 4-H activities in national competitions. The staff manages the state exposition building in West Springfield, inspects fairs, conducts workshops, seminars, and training sessions, and publishes the annual Massachusetts Agricultural Fairs Directory. Staff work closely with the officers of the Massachusetts Agricultural Fairs Association (MAFA) by attending their Board meetings as well as assisting with program ideas for their annual MAFA meeting and other informational meetings as deemed necessary. There were 45 fairs held throughout the Commonwealth in 2011. The Fairs Program added the Sheffield Agricultural Fair to the group of fairs offering competitive agricultural exhibits. In 2011 MDAR printed 35,000 brochures which were distributed through such venues as the Regional Tourist Councils, Chambers of Commerce, Turnpike Authorities, information centers, bookstores, libraries etc. The State Rosette was given to fairs upon request and is used to recognize excellence for "Best in Show". Over 3 million visitors attended these fairs in 2011.

### AGRICULTURAL TOURISM

Richard LeBlanc  
 Richard.LeBlanc@state.ma.us  
 (617) 626-1759  
 Melissa Guerrero  
 Melissa.Guerrero@state.ma.us  
 (617) 626-1731

Agricultural tourism (agri-tourism) merges the world of travel with experiences of food and farming production. A visit to a farm can be an adventure for the entire family. Many farmers are becoming increasingly creative about making their farms attractive to tourists by adding farm stands, offering bus tours, corn mazes, bed and breakfasts, picnic tables, recreational activities, etc. In 2010, the 2nd edition of the Agriculture Tourism Map was produced with a grant from USDA's Rural Development. We continue to promote the Agri-tourism map throughout the state. It is the most popular brochure in finding farms across the Commonwealth. In 2011, we distributed over 50,000 maps throughout information centers, state agricultural fairs, and food festivals. With assistance from Massachusetts Office of Travel and Tourism (MOTT), Regional Tourism Councils (RTC) and the Chambers of Commerce, the map was distributed throughout the state at various information centers. We also integrated the icons from the map onto the *MassGrown* map page, [www.mass.gov/agr/massgrown/map](http://www.mass.gov/agr/massgrown/map); types of farms can be queried for the public. MDAR is very proud of the over 400 farm attractions open to the public offering interesting and educational activities that create memorable experiences. Agri-tourism encompasses a variety of activities, including farm tours, farm vacations, pick-your-own operations, farm bed & breakfast accommodations, nature study, cross country skiing, picnics, hayrides, workshops, fee hunting and fishing, and more.



## DIVISION OF AGRICULTURAL MARKETS, cont.

### COMMONWEALTH QUALITY PROGRAM

Michael Anthony Botelho  
 Michael.Botelho@state.ma.us  
 (617) 626-1721

Launched in September of 2010, Commonwealth Quality is designed to promote local agriculture and seafood and help consumers identify products that are produced, harvested and responsibly processed in Massachusetts. The program is a result of a broad collaboration between the Massachusetts Department of Agricultural Resources and representatives of other State Departments, science and educational partners as well as associations and, most importantly, members of the produce, dairy, forestry, aquaculture and lobster sectors of the Commonwealth.

Central to the initiative is a licensed “Seal of Commonwealth Quality” which distinguishes those products that meet comprehensive program requirements as well as federal, state and local regulatory regulations. The seal appears on certified products at farm stands, farmers’ markets and retail locations across the state.

During 2011 the Commonwealth Quality Program (CQP) received its first program participant applications and provided on-site technical assistance, educational sessions and conducted program audits for the produce, forestry, lobster and aquaculture sectors.

Since the CQP program was initiated in 2010 over 65 program participants have been accepted into the program representing over 50 unique high quality local products. In the produce, lobster and aquaculture sectors, farmers and fishermen across the Commonwealth have adopted voluntary

*A serial number embedded in the seal integrates a QR code specific to each registered participant.*



food safety procedures, as well as Best Management Practices, that promote environmental sustainability and stewardship to qualify for the program as they continue their focus to provide quality products to their consumers



and business partners. In the forestry sector 9 commercial saw mills, from the Berkshires to the South Coast, have implemented and enhanced their retail operations, chain of custody and harvesting practices to maintain CQP program requirements and ensure that the woodlands of Massachusetts are harvested and maintained to protect this valuable resource.

During 2011 several marketing events were conducted and a press release schedule was maintained to increase awareness of the program. Three sector events focused on the produce, forestry and lobster sectors were held in Boston, Concord and Orange and editorials in Buy Local magazines, regional press, blogs and industry magazines increased outreach.

Program participant outreach meetings to provide information and facilitate program sign-ups were held in Amherst, Fitchburg and Sturbridge at 15 grower meetings across the state during the 2011 application period.

Applications are submitted and processed on an annual basis.

For more information on the program please go to [www.mass.gov/cqp](http://www.mass.gov/cqp)

DIVISION OF AGRICULTURAL MARKETS, cont.

**CULINARY TOURISM**

David Webber  
David.Webber@state.ma.us  
(617) 626-1754

Julia Grimaldi  
Julia.Grimaldi@state.ma.us  
(617) 626-1763

MDAR's Culinary Tourism Program, *Savor Massachusetts* was launched in 2009 with funding from a USDA Specialty Crops Block Grant. Culinary Tourism is a subset of agri-tourism that focuses specifically on the search for, and enjoyment of, prepared food and drink. Culinary Tourism promotes all distinctive and memorable gastronomic experiences. It is an important marketing niche that fosters economic and community development for specialty crop growers, farm wineries, farm breweries, and hospitality and tourism professionals alike.

Culinary Tourism in Massachusetts presents an innovative marketing opportunity that builds on the current agricultural assets many growers have in place. *Savor Massachusetts* offers web-based resources to assist those growers who may want to develop or expand a culinary tourism opportunity and it offers the culinary traveler thoughtful and dynamic web based farm-to-table resources. Log on to [www.mass.gov/massgrown](http://www.mass.gov/massgrown) and click on *Savor Massachusetts* for a complete list of resources.

2011 Program Accomplishments:

- Database of approximately 200 growers, food producers and culinary tourism participants
- Hundreds of web-based resources for the culinary traveler, growers and chefs
- Monthly culinary and agricultural events calendar
- Monthly featured recipe
- Web-based guide for growers named "How to get started in Culinary Tourism"

**COONAMESSET FARM**

*Our Savor Massachusetts program has a variety of participants that offer unique farm and culinary experiences. A stellar example of an agri-tourism farm with a strong focus on culinary tourism is Coonamesset Farm in Falmouth. Farmer Ron Smolowitz and his wife Roxanna, along with their diverse staff, farm and operate 20 acres of land on Cape Cod.*

*A visit to Coonamesset Farm offers visitors a year round farm café with a menu that uses a lot of their own farm produce. Breakfast could include an omelet made with Coonamessett own eggs, or a fresh made blueberry muffin, and for lunch a garden salad or Jamaican Soup du Jour created from scratch with vegetables grown on the farm. The café menu also offers specialty sandwiches and hot entrees. The general store carries a number of local specialty foods including Massachusetts cheese, honey, salsa, and homemade dressings. During the summer months, the ice cream stand sells locally made ice cream. The gift shop carries local artisan items including alpaca products, baskets, soap, and jewelry. Coonamessett Farm offers a one-of-a kind farm membership program, as well as a day pass that offers guests the opportunity to pick their own vegetables, berries, herbs and flowers. Members have unlimited visits with the farm animals; their alpacas, sheep, goats, donkeys, chickens and ducks love company! Visitors can also enjoy a lovely paddle on Pickerel or Coonamessett Pond.*

*A real culinary treat not to be missed are Coonamesset Farm's On-the-Farm Buffet Dinners. From Memorial Day through Labor Day, twice a week with a menu that ranges from Jamaican BBQ, prepared by their Jamaican employees, as well as a vegetarian menu that offers creative salads and entrees utilizing ingredients fresh from the fields. These sell out weekly and families come from near and far each season to celebrate local and international food and culture. Coonamesset Farm also sells produce to several Cape Cod restaurants and grocery stores. Moreover, Coonamesset Farm is also an educational and research center. They offer a "little sprouts" program, school field trips, run a local 4-H club, offer a seasonal 28 hour/week farm internship, and have a research and development division that includes wind turbine and solar panels as well as shellfish aquaculture innovation. Your culinary itinerary would not be complete without a visit to Coonamesset Farm.*





DIVISION OF AGRICULTURAL MARKETS, cont.



In March, 2011, MDAR organized a roundtable panel discussion titled “On the Farm Culinary Adventures: Fresh ideas in Culinary Tourism.” The panel was held in conjunc-

tion with the Harvest New England Agricultural Marketing Conference in Sturbridge, Massachusetts. Approximately 80 growers from across New England attended the discussion to learn from *Savor Massachusetts* participants. The session included panelists who shared information to help agri-tourism farms explore creative ways to create a unique culinary experience and to learn some of the challenges as well as the success of special farm events and culinary programs.

In October 2011, The Cape Cod Chamber of Commerce and The Massachusetts Cultural Coast Collaborative featured several *Savor Massachusetts* participants as part of a 3-day Canadian Harbor & Seacoast Community Development Best Management Practices Mission. Approximately 12 tourism professionals from Canada’s Atlantic coast toured Southeastern Massachusetts and Cape Cod to learn how to best develop coastal culinary tourism opportunities. Visits included the Plimoth Plantation for a harvest dinner; Cape Farm Supply & Cranberry Company offered a bog tour and cranberry processing demonstration; and Cedar Spring Herb Farm tempted palettes with locally grown and infused herbal tea and honey.

*Savor Massachusetts* continues to foster valuable connections in the agricultural community and hospitality and tourism sector that ultimately benefit growers and food producers who offer unique culinary experiences.

**EXPORT DEVELOPMENT**

Bonita Oehlke  
 Bonita.Oehlke@state.ma.us  
 (617) 626-1753

The “Food Export Marketing Forum” in September was held in Boston, providing a good opportunity for Bay State food, agricultural and seafood businesses to meet with marketing representatives from 18 countries, international buyers and learn more about export development resources. Since the event was held in Boston, a dedicated seafood export tract was featured. MDAR Commissioner Soares, who is also President of Food Export USA Northeast, kicked off the conference and welcomed the group.

In other events related to the President Obama’s National Export Initiative, MDAR participated in the September New England Trade Development Conference in New Bedford and the Mass Export Center’s Export Expo in December to promote export development resources. Other partners throughout the year included Food Export USA Northeast, the Cranberry Marketing Committee, the US Apple Export Federation, the Mass Export Center, regional offices of the US Department of Commerce and the MA Office of International Trade and Investment.



## DIVISION OF AGRICULTURAL MARKETS, cont.

The North American Industry Classification System (NAICS) report for agricultural exports from Massachusetts were 38 million in 2011, up from 32.6 million in 2010. Seafood sales were over \$533 million during 2011, compared to sales of \$425 million in 2010. The food processing sector declined, from \$477 million in 2010 to \$411 million in 2011.

Twenty-six Massachusetts companies received nearly \$800,000 from the “Branded Program,” funds from USDA administered by Food Export for MDAR. Funds promoted activities relating to the promotion of food and agricultural products including advertising and sampling, trade show support, point of sale material and label development for new export markets. Services provided ranged from identifying best markets to working with international market specialists for importer and distributor interviews. Support at domestic and international trade shows, focused trade missions, and buyers’ missions were offered.

Buyer Missions offer a low-cost, low risk business opportunity for product feedback and to develop sales. MDAR staff worked closely with the following missions:

- Northeast Buyers Mission, Boston, February 11
- Buyers Mission to the International Seafood Show, Boston, March 19
- Buyers Mission to the Summer Fancy Food Show, Washington DC, July 9
- Buyers Mission to Natural Products Expo East, Baltimore, September 21
- Food Export Forum with Buyers Mission, September 27 – 29

MDAR also continued to work with UMASS and NE Apple to explore markets for locally grown apples including McIntosh in Central America and collaborated on hosting a group of buyers to visit apple packer and distributor JP Sullivan located in Ayer and meet with growers.

### FARM & MARKET REPORT

Richard LeBlanc  
Richard.LeBlanc@state.ma.us  
(617) 626-1759

The Farm & Market Report is the Department’s bimonthly newsletter which includes a Commissioner’s Column, program/grant updates, workshop/ educational updates, news from USDA, along with a calendar and classified section. The Report is the number one tool MDAR uses to communicate information and programs to the agricultural industry. For 2011, MDAR published 6 Reports along with 39 extra email blasts. The state listserv started in 2004 with about 800 emails, and went over 6,000 industry emails in 2011. Also last year, 5 *MassGrown* eblasts were sent to over 2,200 consumer emails. Information contained in these eblasts pertain to consumer events that involved Culinary Tourism events, agricultural fairs and other agricultural events and has been invaluable to promotion of agriculture in Massachusetts.

Past issues can viewed at [www.mass.gov/agr/news/fmr](http://www.mass.gov/agr/news/fmr).

### FARM TO SCHOOL PROJECT

Lisa Damon  
Lisa.Damon@state.ma.us  
(617) 626-1731

Kelly Erwin  
mafarmtoschool@gmail.com  
(413) 253-3844

From kindergarten to college, interest in serving locally grown foods in cafeterias is increasing in Massachusetts and throughout the northeast

U.S. Feeding locally grown foods to students can be a good way for food service directors to improve the nutritional value and taste of school meals, while supporting the local economy. Selling local products to schools can be profitable for Massachusetts growers who are looking for a new way to connect with local consumers.



---

## DIVISION OF AGRICULTURAL MARKETS, cont.

The Massachusetts Farm to School Project, of which MDAR is a primary sponsor, provides technical assistance to Massachusetts farmers and schools as they attempt to find a good match. During the 2010 and 2011 school year, 298 public school districts, private schools, and colleges reported they preferentially purchased local foods. At least 100 school districts purchased some or all of their local foods directly from more than 110 Massachusetts farms. In addition, 81 Massachusetts colleges and private schools reported they preferentially purchased local foods during the 2010-2011 school year.

MDAR's support of this program is provided in recognition of the clear benefit that direct farm to institution linkages are important for agriculture in Massachusetts.

For more information:

- MA Farm to School Project: [http://www.mass.gov/agr/markets/Farm\\_to\\_school/index.htm](http://www.mass.gov/agr/markets/Farm_to_school/index.htm)
- National Farm to School Network: <http://www.farmtoschool.org/>

### FARMERS' MARKETS NUTRITION PROGRAM (FMNP)

Lisa Damon  
[Lisa.Damon@state.ma.us](mailto:Lisa.Damon@state.ma.us)  
(617) 626-1731

The Massachusetts Farmers' Market Nutrition Program (FMNP) provides women and children in the Federal Supplemental Food Program for Women, Infants, and Children (WIC), and elders with coupons redeemable at farmers' markets for fresh fruits and vegetables. Local farmers are reimbursed for the face value of the coupons, thereby enhancing earnings and supporting participation in farmers' markets.

Participation in the FMNP benefits farmers by attracting a new base of customers to farmers' markets, thereby providing additional sales opportunities to participating farmers. It also allows farmers to capture a greater share of the consumer food dollar through direct marketing and promotes diversification on small farms by encouraging the production of locally grown fresh fruits and vegetables.

Participation in the FMNP benefits coupon recipients as well. It provides participants with coupons redeemable for

nutritious fresh fruits and vegetables, introduces families and others to farmers' markets, and supports nutrition education goals by encouraging the selection and preparation of fresh fruits and vegetables.

In addition to the coupon program, Massachusetts also seeks to serve low-income older adults who are unable to use the coupons due to access limitations by facilitating bulk purchasing of fruits and vegetables that are distributed to homebound elders with their regularly scheduled meals deliveries, or distributed at on-site meal programs.

Funding for the FMNP is provided by the U.S. Department of Agriculture's Food and Nutrition Service (USDA, FNS) with an additional required state match. Massachusetts farmers' market coupons are distributed to women and children in the WIC Program, as well as eligible seniors and other individuals. Any farmer participating at an approved farmers' market may request certification to participate in the Farmers' Market Coupon Program. Certification involves discussing the regulations for the program, as well as procedures for receiving payment for redeemed coupons.

The Farmers' Market Nutrition Program began in Massachusetts in 1986, and in 1989, Congress authorized a 3-year demonstration project to test the concept in 10 states. The success of the demonstration projects led Congress to enact the WIC Farmers' Market Nutrition Act of 1992, thereby establishing it as the 14th federal food assistance program of the U.S. Department of Agriculture. Since that time, the number of states participating in the program has grown significantly.

In 2011 the USDA FNS awarded Massachusetts with \$508,307 in federal "food" dollars to distribute to low income elders along with \$56,478 to use to administer the program state-wide. The Senior Farmers' Market Nutrition Program served approximately 23,125 seniors with coupons throughout the state in 2011. The program certified approximately 225 farmers' markets and 390 growers to serve the recipients of the program in 2011. The Senior FMNP homebound delivery program served 4,180 seniors in 2011 throughout the Commonwealth of Massachusetts at 20 different local elder agencies. Participating elders received a benefit of \$25 per person for the 2011 growing season. An overwhelming majority (approximately 76%) of



## DIVISION OF AGRICULTURAL MARKETS, cont.

the seniors receiving the coupon benefit visited a farmers' market to redeem the fresh produce.

The WIC Farmers' Market Nutrition Program (FMNP) served approximately 26,106 women and children through 36 local WIC agencies throughout the state in 2011 with coupons to buy fresh produce at farmers' markets. Through the FMNP approximately \$522,120 worth of coupons were distributed to WIC participants to use at Massachusetts farmers' markets. The program certified approximately 225 farmers' markets and 390 growers to serve the recipients of the program. Participants received a benefit of \$20 per person for the 2011 growing season. These funds successfully increased the purchase of \$374,825 worth of fresh, local produce by WIC participants in 2011.

FOR MORE INFORMATION:

- Massachusetts FMNP Program: [www.mass.gov/agr/markets/farmersmarkets/coupons.htm](http://www.mass.gov/agr/markets/farmersmarkets/coupons.htm)
- USDA FMNP Information: [www.fns.usda.gov/fns](http://www.fns.usda.gov/fns)
- Massachusetts WIC Program: [www.mass.gov/WIC](http://www.mass.gov/WIC)

### FARMERS' MARKET PROGRAM

David Webber  
 David.Webber@state.ma.us  
 (617) 626-1754

Department staff provides technical assistance to individuals and groups trying to start a farmers' market, help farmers find appropriate farmers' markets in which to participate, and encourage consumers to patronize farmers' markets through the publication of consumer listings, news releases, and other promotional activities. The number of farmers' markets continued to expand in 2011 with total number of markets reaching 247.

### GROWTH OF SEASONAL FARMERS' MARKETS

YEAR	NUMBER OF MARKETS	PERCENT GROWTH
2004	101	9 %
2005	114	13 %
2006	126	11 %
2007	139	10 %
2008	167	20 %
2009	203	22 %

YEAR	NUMBER OF MARKETS	PERCENT GROWTH
2010	233	15 %
2011	247	6 %

In addition to seasonal farmers' markets operating from spring until fall, winter farmers' markets continued to expand from 16 to 34 during the 2011-2012 winter season.

### GROWTH OF WINTER FARMERS' MARKETS

YEAR	NUMBER OF MARKETS	PERCENT GROWTH
2008	0	
2009	6	
2010	18	200 %
2011	36	100 %

### FARMERS' MARKET PROMOTION

MDAR maintains a comprehensive website of farmers' market resources on its *MassGrown & Fresher* website for consumers. A list of farmers' markets with their days, times, and locations can be found along with a crop availability guide, shopping and produce storage tips, healthy recipes, and nutrition information.

The *MassGrown* website was updated with dates, times and locations for all farmers' markets for the 2011 season. Three news releases were sent to the press – in July to announce the start of the market season; in August for Farmers' Market week; and in November, regarding winter farmers' markets.

Massachusetts Farmers' Market Week was held the week of August 21. Governor Patrick's proclamation was read at the City Hall Plaza Farmers' Market in Boston on August 22nd in conjunction with the annual Massachusetts Tomato Contest. Farmers from across the state entered their best tomatoes to be judged by food writers, chefs and other judges on taste, appearance and quality.

The Department collaborated with Mass Farmers Markets to produce and distribute thousands of farmers' market brochures listing the dates, times and locations of all the farmers' markets in Massachusetts. These brochures were given out at special events, through tourist information

DIVISION OF AGRICULTURAL MARKETS, cont.

**NEW SEASONAL FARMERS' MARKETS IN 2011**

<b>BARNSTABLE COUNTY</b> <i>Chatham</i> <i>Falmouth</i> <i>Welfleet</i>	<b>HAMPSHIRE COUNTY</b> <i>Amherst</i>
<b>BERKSHIRE COUNTY</b> <i>Great Barrington</i> <i>Wilbraham</i> <i>Williamsburg</i>	<b>MIDDLESEX COUNTY</b> <i>Billerica</i> <i>Burlington</i> <i>Chelmsford</i> <i>Somerville</i> <i>Wilmington</i> <i>Woburn</i>
<b>BRISTOL COUNTY</b> <i>Attleboro</i> <i>Falmouth</i>	<b>NANTUCKET COUNTY</b> <i>Nantucket</i>
<b>ESSEX COUNTY</b> <i>Middleton</i> <i>Peabody</i>	<b>NORFOLK COUNTY</b> <i>Foxboro</i>
<b>FRANKLIN COUNTY</b> <i>Wendell</i>	<b>PLYMOUTH COUNTY</b> <i>Bridgewater</i>
<b>HAMPDEN COUNTY</b> <i>Holyoke (2)</i> <i>Monson</i> <i>Springfield</i> <i>Wilbraham</i> <i>Williamsburg</i>	<b>SUFFOLK COUNTY</b> <i>Allston</i>
	<b>WORCESTER COUNTY</b> <i>Boylston</i> <i>Brookfield</i> <i>Petersham</i> <i>Westborough</i>

centers, the American Automobile Association (AAA), and other locations throughout the state.

Farmers' markets continued to receive much media attention. Dozens of articles on farmers' markets were published in newspapers across the state. Additionally, farmers' markets also received coverage on local television and radio stations.

**NEW IN 2011 – WINE SALES AT FARMERS' MARKETS**

In August, 2010 Governor Deval Patrick signed legislation that allows Massachusetts farm wineries to sell at farmers' markets and other agricultural events for the first time. According to the legislation, agricultural events such as farmers' markets must be approved and certified by the Department before a winery can apply to the local licensing authority for the appropriate license. In 2011 the Department received 149 applications for farmers' markets and 18 wineries participated at more than 60 farmers' markets.

**MARKET MANAGER/FARMER TECHNICAL ASSISTANCE**

A Farmers' Market Managers Workshop was held in Sturbridge, Massachusetts in March in conjunction with the Harvest New England Agricultural Marketing Conference. The workshop was attended by over 100 farmers' market managers and was co-sponsored by the Federation of Mass Farmers Markets and the Cooperative Development Institute. Facilitated roundtable discussions on topics such as farm inspections, market promotion, EBT/SNAP and conflict resolution were held.

Three regional workshops for farmers' market managers on food safety were held in April and May. Held in Charlton, Burlington and Plymouth, presentations were provided by the Massachusetts Department of Public Health Food Protection Program, Mass Farmers Markets, Massachusetts Department of Agricultural Resources, UMass Extension, and local Boards of Health. Market managers received information on food permitting requirements for farmers' market vendors, an overview of

**NEW WINTER FARMERS' MARKETS IN 2011**

<b>BARNSTABLE COUNTY</b> <i>Falmouth (2)</i> <i>Sandwich</i>	<i>Winchester</i> <i>Woburn</i>
<b>DUKES COUNTY</b> <i>West Tisbury</i>	<b>PLYMOUTH COUNTY</b> <i>Marshfield</i> <i>Scituate</i>
<b>ESSEX COUNTY</b> <i>Haverhill</i> <i>Salem</i>	<b>SUFFOLK COUNTY</b> <i>Boston/Prudential</i> <i>Boston/SOWA</i> <i>Boston/Dewey Square,</i> <i>Dorchester</i>
<b>FRANKLIN COUNTY</b> <i>Greenfield</i>	<b>WORCESTER COUNTY</b> <i>Fitchburg</i> <i>Worcester</i>

## DIVISION OF AGRICULTURAL MARKETS, cont.

food safety issues, and the process for including wine sales at farmers' markets.

Resources for market managers and growers are maintained on the Department's website. This includes information on market development, regulatory requirements, promotion, EBT/SNAP and contact information for all markets.

### SUPPLEMENTAL NUTRITION ASSISTANCE PROGRAM (SNAP) / EBT AT FARMERS' MARKETS

For the 2nd year, The Department, in cooperation with the Department of Transitional Assistance (DTA), worked on expanding the use of EBT/SNAP (formerly Food Stamps) at farmers' markets. MDAR awarded \$42,981 in grants to 27 organizations to help farmers' markets purchase or lease wireless EBT terminals, conduct outreach, and provide incentives for SNAP recipients. The Harvard Pilgrim Healthcare Foundation contributed an additional \$10,000 which was used to provide an additional 6 grants.

DTA provided \$20,000 to the Community Involved in Sustaining Agriculture (CISA) through its Healthy Incentives Pilot Program which is targeted to Hampden County. In 2012, CISA and Mass Farmers' Markets will work with farmers' market managers and growers in Hampden County to expand the use of SNAP/EBT at farmers' markets and farmstands.

In the spring of 2011, MDAR and DTA launched a pilot "SNAP Ambassador Program" at several Boston area farmers' markets. DTA clients (primarily families with children) receiving cash benefits through the Transitional Aid to Families with Dependent Children (TAFDC) have a work requirement, which can be met through community service, education or a training program. The SNAP Farmers' Market Ambassador Program helped clients fulfill their work requirement, while at the same time, provided needed assistance to farmers' markets participating in SNAP.

A meeting for potential market managers was held in May, followed by a June training where DTA and MDAR staff provided information on program requirements, and an overview of SNAP at farmers' markets for both market managers and the SNAP ambassadors.

Six farmers' markets participated in the pilot: Boston/City Hall Plaza, Hyde Park, Quincy, Mattapan, Mission Hill, South Boston.

The number of farmers' markets accepting EBT/SNAP in 2011 grew from 58 to 90 while SNAP redemption at those markets increased 81% from \$122,685 to \$221,707.

YEAR	MARKETS ACCEPTING SNAP	TOTAL SNAP SALES	AVERAGE PER MARKET
2007	9	\$4,543	\$505
2008	18	\$8,447	\$469
2009	30	\$19,119	\$637
2010	58	\$122,685	\$2,115
2011	90	\$221,707	\$2,463

### FEDERAL - STATE MARKETING IMPROVEMENT PROGRAM (FSMIP) GRANT PROGRAM

Lisa Damon

Lisa.Damon@state.ma.us

(617) 626-1731

In 2011, \$11,015 was awarded to the Massachusetts Department of Agricultural Resources, in cooperation with the Massachusetts Brewers Guild, to assess the current volume, value and types of local ingredients used by craft brewers in Massachusetts, and facilitate increased use through a grower/brewer match making educational session and case studies that highlight the barriers and opportunities. Study results will be available in 2012.

The Massachusetts Department of Agricultural Resources also received \$13,625 to explore ways to effectively move local food products from farms and wholesale markets to inner-city corner stores while meeting the preferences and requirements of producers, store owners and target consumers in and around Boston neighborhoods. Study results will also be available in 2012.

Massachusetts has been awarded \$497,000 over the past 10 years in support of various agricultural marketing improvement projects. Past projects in Massachusetts can be found here: <http://www.ams.usda.gov/AMSv1.0/FSMIP>



---

## DIVISION OF AGRICULTURAL MARKETS, cont.

FSMIP is designed to assist in exploring new market opportunities for U.S. food and agricultural products, and to encourage research and innovation aimed at improving the efficiency and performance of the U.S. marketing system.

FSMIP funds a wide range of applied research projects that address barriers, challenges, and opportunities in marketing, transporting, and distributing U.S. food and agricultural products domestically and internationally. Eligible agricultural categories include livestock, livestock products, food and feed crops, fish and shellfish, horticulture, viticulture, apiary, and forest products and processed or manufactured products derived from such commodities. Reflecting the growing diversity of U.S. agriculture in recent years, FSMIP has funded projects dealing with nutraceuticals, bioenergy, compost and products made from agricultural residue.

Proposals may deal with barriers, challenges or opportunities manifesting at any stage of the marketing chain including direct, wholesale, and retail. Proposals may involve small, medium or large scale agricultural entities but should potentially benefit multiple producers or agribusinesses. Proprietary proposals that benefit one business or individual are not considered.

Proposals that address issues of importance at the state, multi-state, or national level are appropriate for FSMIP. FSMIP also seeks unique proposals on a smaller scale that may serve as pilot projects or case studies useful as models for others.

Of particular interest are proposals that reflect a collaborative approach between the states, academia, the farm sector and other appropriate entities and stakeholders.

For more information on the FSMIP program please refer to:

- <http://www.mass.gov/agr/markets/fsmip.htm>
- <http://www.ams.usda.gov/AMSV1.0/FSMIP>

### FOOD SAFETY

Bonita Oehlke  
Bonita.Oehlke@state.ma.us  
(617) 626-1753

With the passage of the Food Safety Modernization Act in January 2011, the focus on food safety continued with concern about fresh produce. MDAR and UMASS Extension collaborated to coordinate resources and training sessions for USDA Good Agricultural Practices (GAP). Educational programs were presented in 2011 with participation from growers, regulators, and university staff including a new pilot project in May 2011. MDAR, UMASS and Bay State Certified Organic partnered to bring USDA GAP to National Organic Program (NOP) certified growers, and provided training at the annual meeting of the Massachusetts Farm Bureau on December 2<sup>nd</sup>, 2011.

In conjunction with MDAR's Commonwealth Quality Program (CQP) food safety training is supported as a means to achieve voluntary certification that can enhance, and in some cases allow market access.

The coordinated efforts of MDAR's Division of Crop and Pest Services and of the Division of Agricultural Markets worked to prepare growers and guide them through the GAP processes. MDAR offered mock GAP audits and worked with 5 growers assisting them with GAP updates. MDAR coordinated 11 completed GAP audits, and 7 participated in the GAP cost share program. The program is designed for any producer, individual, or business located in Massachusetts that successfully completes their initial USDA GAP/GHP audit to be eligible to apply for cost-share reimbursement of a maximum of \$750 annually. Funds for this project are from a USDA Specialty Crops Block Grant. These efforts are critical towards harmonization of food safety certifications that reduce farmer costs and increase market access.

MDAR worked closely with the Massachusetts Partnership for Food Safety Education (MPFSE) to promote safe produce handling techniques and other food safety messages to consumers and food workers; worked with the MPFSE to promote food safety messages and distribute material at the Big-E last September; and speakers were featured as part of the MA Health Officers Association Annual meeting in October addressing food safety at farmers' markets.

## DIVISION OF AGRICULTURAL MARKETS, cont.

### HARVEST NEW ENGLAND INITIATIVE

Mary Jordan  
 (617) 626-1750  
 Mary.Jordan@state.ma.us  
 David Webber  
 (617) 626-1754  
 David.Webber@state.ma.us

Harvest New England (HNE) is a cooperative marketing program created by New England's state departments of agriculture in 1992 from a USDA Federal State Marketing Improvement Grant. The initial purpose of the program was to support the sale of New England grown produce through wholesale channels to the retail market. The program was subsequently opened to all New England food and agricultural products. The Harvest New England Association, Inc. is a non-profit corporation registered with the states of Vermont and New Hampshire. HNE is registered with the U.S. Department of the Treasury, and is recognized as a 501 (c)(5) organization by the Internal Revenue Service. The Harvest New England Association has developed programs and activities in the past 20 years to further enhance the economic viability of New England products. The third Harvest New England Agricultural Marketing Conference and Trade Show was held in Sturbridge, March 1-3, 2011. This biannual was sponsored by the 6 New England State Departments of Agriculture, the conference attracted over 800 attendees from across New England and beyond. Educational sessions included 2 pre-conference workshops: A Good Agricultural Practices training for farmers and a farmers' markets manager's seminar. Over 2 dozen additional marketing and business planning sessions were held on topics such as business planning, social media, culinary and agri-tourism, media, financing and more. A sold out trade show of nearly 100 vendors showcased the latest products and services for agricultural businesses. In attendance was the Undersecretary of Agriculture for the United States Department of Agriculture – Edward Avalos. Planning was begun for the next conference to be held February, 2013 in Sturbridge.

### MASSACHUSETTS STATE EXPOSITION BUILDING, WEST SPRINGFIELD

Mary Jordan  
 Mary.Jordan@state.ma.us  
 (617) 626-1750  
 Howard Vinton  
 Howard.Vinton@state.ma.us  
 (617) 626-1803  
 Rick LeBlanc  
 Richard.LeBlanc@state.ma.us  
 (617) 626-1759

MDAR manages the Massachusetts State Exposition Building located on the Avenue of States at the Eastern States Exposition in West Springfield. Each year in preparation for the annual 17-day 'Big E Fair', the Department invites Massachusetts organizations and businesses to apply for the purpose of showcasing Massachusetts agriculture, commerce, culture, food or tourism through informational, educational, promotional, and retail exhibits. Similar to the 2010 fair, the 2011 Big E held September 17th – October 3rd saw several days of rain as well as a few days of extremely humid weather. However, weather for the final 3 days of the fair was picture perfect and led to a spike in fairgoers thereby allowing vendors within the building to end on a very positive note. There were a total of 30 full-time vendors/exhibitors as well as 3 educational exhibits in the backyard. Fifteen of the exhibitors were commercial vendors, 8 were non-profit Massachusetts agricultural commodity groups and 7 were government or educational organizations.

This year, a special license was granted to the Hardwick Winery booth allowing them to provide samples of their various wines to fairgoers. They were also allowed to offer visitors age 21 and older taste-tests of the various wines, allowing the customer a chance to preview what wines they would like to purchase. This helped showcase the 31 wineries located in the state.

Despite a rainy start to Massachusetts Day on September 22nd, a great crowd filled the inside during several special activities. Highlights of the day included: Margaret Hanson of North Brookfield and booth manager of the Massachusetts Dairy Industry Booth being named "Host of the Day" by the ESE Management and, with her husband Dave Hanson, as one of MDAR's newest "Faces of Massachusetts Agriculture". The morning welcome to the Fair was Blackstone Valley 4-H Dairy Club member, Katie

## DIVISION OF AGRICULTURAL MARKETS, cont.

Shaw of Oxford singing the National Anthem. Celebrating a theme of “Local Foods, Local Farms, Healthy Choices,” Commissioner Soares joined Governor Deval Patrick in a healthy cooking demonstration using local ingredients hosted by celebrity chef Ann Sortun, owner of Oleana in Cambridge. The demonstration, which featured local ingredients in 2 dishes that were sampled by student tasters participating in the ‘Fuel Up to Play 60’ program, was emceed by Department of Public Health’s Medical Director Dr. Lauren Smith. “The Local Food, Local Farms, and Healthy Choices theme complements the Patrick-Murray Administration’s goal to promote greater access to healthy, locally grown food. An award was also given out to the 2011 Massachusetts Building Wall of Fame, Annie Diemand of Diemand’s Poultry Farm of Wendall. Many vendors at the Massachusetts Building donated up to 5 percent of the day’s proceeds to the Massachusetts Association of Conservation District’s Farm Disaster Relief Fund that was established in the wake of Tropical Storm Irene. Special recognition and appreciation to President McCary and the Eastern States Exposition itself for pledging to match the \$1,000 generated through this effort.

Special events/ activities in the Massachusetts Building continued up to the close of the fair. Specialty Foods was a great success with 15 vendors displaying and selling their wares. Thursday, September 29<sup>th</sup> – Saturday, October 1<sup>st</sup>, the Department hosted members of the National Association of Agricultural Fair Agencies. During 2011, MDAR entered into a contract with the Bureau of State Office Buildings (BSOB) to assist with the building maintenance throughout the year.

### **MASSGROWN & FRESHER MARKETING CAMPAIGN**

Richard LeBlanc  
(617) 626-1759  
Richard.LeBlanc@state.ma.us

Each year the Department promotes the *MassGrown & Fresher* logo and brand. This program links consumers to locally grown farm products, specialty foods, and fun ag-tivities. In the spring of 2010, MDAR made a significant website upgrade that created a distinct look and feel. It also included a new agri-Google mapping feature that maps retail farm businesses across the Commonwealth. This interactive map locates farms, agricultural fairs,

and farmers’ markets, and gives the user the ability for custom information and directions. The *MassGrown & Fresher* website continues to grow in page views from 80,000 in 2010 to over 233,000 in 2011, a 191% increase. The map continues to lead the page views, along with high interest and clicks on apples and farmers’ markets pages.

In addition to promoting *MassGrown & Fresher*, MDAR also promotes “Massachusetts Made with Pride”, stickers, price cards, and posters that are offered to farmers and the food producers online at [www.mass.gov/agr/markets/logos.htm](http://www.mass.gov/agr/markets/logos.htm). Additionally, *MassGrown & Fresher* Supports other initiatives such as the *Savor Massachusetts* Program, Commonwealth Quality Program, Agri-tourism, and more. Throughout the year, staff set up informational booths at industry and consumer shows, fairs, and festivals, to promote *MassGrown & Fresher*, along with farm and fair publications. Our complete guide is offered on our consumer website: [www.mass.gov/massgrown](http://www.mass.gov/massgrown). In 2011 there were close to 100 orders of marketing materials using the logo, which includes usage from farms and schools.

### **RETAIL COUPON FOR FLUID MILK PROGRAM**

Julia Grimaldi  
Julia.Grimaldi@state.ma.us  
(617) 626-1763

The Retail Coupon for Fluid Milk Program was established to allow for the use of fluid milk coupons in promotional and marketing campaigns of milk and cream for consumer use in an effort to increase in fluid milk consumption. According to Department regulations, these promotions must not result in a sale of milk that is below the cost of production or appear to be predatory towards any Massachusetts dairy farmer who directly markets and sells their own fluid milk to consumers. In 2011, there were 77 notifications of promotions within the state, 29 of these promotions were ‘cross-promotions’ where two entities are marketed jointly so that a benefit in the purchase of one product is earned by the purchase of the other product. For these cross promotions the non-dairy entity covers

*...website traffic to MassGrown & Fresher grew by 191% from 2010 to 2011...*

*Check it out:  
[www.mass.gov/massgrown](http://www.mass.gov/massgrown)*

## DIVISION OF AGRICULTURAL MARKETS, cont.

### 2011 SPECIALTY CROP GRANT RECIPIENTS AND THEIR PROJECTS:

- *New England Apple Association (Hatfield) will strengthening the market infrastructure connecting growers, packinghouse, and customer by expanding the apple industry capacity to sell fresh-sliced apples by targeting lucrative food service sectors. Award: \$10,000*
- *Massachusetts Farm Winery Growers Association (Lincoln) will expand the Massachusetts wine industry through consumer awareness, market opportunities and continuing education. Award: \$35,000*
- *Southeastern Massachusetts Agricultural Partnership (East Wareham) and The Northeast Organic Farming Association (Barre) will provide educational programming and technical assistance on organic growing methods specific to specialty crops grown in Southeastern Massachusetts, as well as general education on organic growing systems applicable to all. Award: \$15,293.60*
- *Franklin County Community Development Corporation (Greenfield) will expand the extended season market for Massachusetts growers in providing local, fresh, healthy fruits and vegetables to low and moderate-income young people throughout the year. Award: \$25,000*
- *Massachusetts Nursery & Landscape Association (Conway) & Massachusetts Flower Growers' Association (Bedford) will build the state's "green" infrastructure by creating an environmental movement using social media that will lead to additional revenues for the specialty crops industry in Massachusetts. Award: \$45,000*
- *The Worcester Kindergarten Farm to School Initiative (Amherst) will expand their comprehensive nutrition education program that uses Massachusetts specialty crop snacks and specialty crop farm visits to teach young students about local food production and healthy eating. Award: \$25,000*
- *Cape Cod Cranberry Growers' Association (Carver) will create a database and a secure internet-based tracking system where cranberry growers can track their inputs of fertilizers, pesticides, and water to monitor volumes and results and create reports for handlers and regulatory agencies. Award: \$54,296.87*
- *Community Involved in Sustaining Agriculture (South Deerfield) will develop a feasibility analysis and business plan for collaborative sales of specialty crops through a year-round market, such as the Public Market in Boston. Award: \$45,000*
- *Boston Public Health Commission will expand The Boston Supplemental Nutrition Assistance Program (SNAP) Farmers' Market program at Boston farmers' markets and increase consumption and access to specialty crops. Award: \$25,000*
- *Massachusetts Agriculture in the Classroom (Seekonk) will develop 5 new initiatives that offer tools and training to inspire and enable Massachusetts educators to initiate new school gardens or expand existing programs. Award: \$22,765*
- *Vermont Agency of Agriculture, Food and Markets in partnership with MA Dept. of Agricultural Resources will continue to research the UVM Extension hopyard project and outreach local hop growers and brewers to set up a local non-profit hops quality testing facility. Award: \$5,000*
- *The University of Massachusetts (Amherst) will enhance and develop the opportunities to market McIntosh apples in Latin American markets, both abroad and in the United States. Award: \$40,000*

### 2011 MDAR projects:

- *Good Agricultural Practices (GAP) / Good Handling Practices (GHP) will provide reimbursement to growers for the cost of their initial GAP/GHP audit and facilitate and increase the rate of adoption of food/farm safety initiatives such as the USDA GAP/GHP program. Award: \$15,616*
- *Commonwealth Quality Program (CQP) will develop promotional starter packages for program participants to support education and outreach and extend brand awareness of Massachusetts Specialty Crops. Award: \$22,325*
- *"MassGrown & Fresher" MBTA Campaign will design and produce MBTA advertisements featuring seasonally appropriate specialty crop specific campaigns. Award: \$10,000*
- *Department of Conservation & Recreation (DCR) will provide state park visitors with opportunities to learn to eat local specialty crop products while participating in recreational opportunities for good health. Award: \$10,000*



## DIVISION OF AGRICULTURAL MARKETS, cont.

the cost of the promotion, the milk is non brand specific, and the promotion is offered state wide. The remaining 48 approved promotions consisted of 37 ‘cents off’ coupons ranging in price from \$0.25 to \$1.00; nine promotions where the purchase of milk resulted in a future purchase savings between \$1.00 to \$3.00; and two promotions where buying a certain quantity of milk resulted in a free gallon of milk. With these promotions the offer was not valid until all units of milk were purchased and the value of the offer equaled the cumulative value of the discount per individual units of milk. No promotional campaigns proposed were denied.

### ORGANIC COST SHARE CERTIFICATION

Ellen Hart  
Ellen.Hart@state.ma.us  
(617) 626-1742

In 2011, there were some 75 farmers and close to 30 processors that were certified to the USDA National Organic Program (NOP) standards in Massachusetts. The Department works closely in conjunction with the USDA Agricultural Marketing Service to reimburse certified organic farmers up to 75% (\$750 dollars maximum) of the total certification cost. Funds are available to farms that are inspected and certified and/or inspected and receiving renewal of certification. Because of the increase in certified organic processors, the USDA increased the total funding allotment for food processors in 2011 given to the Commonwealth for reimbursement. The growth in this category continues because, if given a choice, many consumers choose locally grown, organic products.

### SPECIALTY CROP GRANT AWARDS

Daniel Rhodes  
Daniel.Rhodes@state.ma.us  
(617) 626-1728

In 2011, USDA awarded MDAR and 12 agricultural organizations over \$400,000 in grants to market and promote Massachusetts specialty crops. Specialty crops are defined by the United States Department of Agriculture (USDA) as fruits and vegetables, dried fruit, tree nuts, horticulture (including maple syrup and honey), and nursery crops (including floriculture). MDAR has the opportunity through the USDA Specialty Crops Block Grant Program

to annually submit proposals for projects that specifically address the goals that the USDA has for solely enhancing the competitiveness of specialty crops. Although MDAR makes the initial review and award recommendations to the USDA, the USDA makes the final decision concerning grant awards. Commodity Groups, Buy Local organizations, individual operations and business are all eligible for this grant program, provided their proposals meet all the specifications of MDAR and USDA.



### VALUE-ADDED TECHNICAL ASSISTANCE

Bonita Oehlke  
Bonita.Oehlke@state.ma.us  
(617) 626-1753

As growers look to add value to their products and entrepreneurs work to start new businesses, MDAR shares resources on product development, production, marketing, federal and state regulations, training and education. The Department’s Food Processors Resource Manual as well as resources through a partnership with the New England Extension Food Safety Consortium, the Massachusetts Specialty Foods Association, the MA Department of Public Health and the Center for Women and Business are available at: [www.mass.gov/agr/markets/specfood/index.htm](http://www.mass.gov/agr/markets/specfood/index.htm)

Referrals continued to the 3 shared-use kitchens in Massachusetts including the Western Massachusetts Food Processing Center in Greenfield, the Dartmouth Grange



and Crop Circle in Boston. MDAR joined the Western MA Food Processing Center in celebrating its 10-year anniversary.

Commissioner Scott Soares, as President of Food Export USA Northeast, visited the Massachusetts Pavilion of 22 companies at the Washington D.C. Summer Fancy Food Show, as part of over 50 exhibitors from the state at the event. MDAR promoted the 8 Massachusetts food companies at the event that won a “Sofi” award, the “Oscar” of the food world.

Cheese is the largest specialty food category nationally, in terms of sales. Massachusetts had good news to promote. In the very competitive 2011 American Cheese Society, top prizes went to Cricket Creek Farm of Williamstown, Westfield Farms Hubbardston and fiore di nonno of Somerville (with curd made by Shy Brothers in Westport). Robinson Farm, Hardwick and Smith’s Country Cheese, Winchendon, medaled in the Big E Cheese Competition, held annually at the Eastern States Exposition (Big E).

An economic survey of the Massachusetts winery industry was released, showing that wine and hard cider production in the Commonwealth increased by 21% since 2007, representing some \$9.3 million in sales by 40 licensed wineries, with 26 open to visitors with tasting rooms. In other news, Truro Vineyards of Cape Cod won the “Best Massachusetts Wine” at the Big E Wine competition and 11 other Bay State wineries received medals.

## DIVISION OF ANIMAL HEALTH (AH)

### MICHAEL CAHILL, DIVISION DIRECTOR


Michael.Cahill@state.ma.us

(617) 626-1794

The Division of Animal Health oversees a vast array of programs that focus on appropriate handling, care and control of livestock, poultry, and companion animals. Developing protocols for rapid response to any emerging disease problem and enforcing the rules and regulations designed to mitigate the risk of introducing such disease are essential roles the Division fills to protect the health of the Commonwealth's domestic animal population. Proactively establishing and promoting management practices that reduce unnecessary stresses on animals served to increase yield in production animals and further enhance the life and longevity of those animals that are a part of our lives, whether for business or pleasure.

The Division of Animal Health is comprised of 18 full time employees, including veterinarians, program managers, inspectors, and administrative support staff. Division personnel work within several programs with funding provided by the United States Department of Agriculture through cooperative agreements. This financial support allows the Division to continue important disease surveillance and response efforts by maintaining or even increasing staff levels even when the Commonwealth's budgetary constraints threaten to hinder these necessary activities. For 2011, that support was:

- Foreign Animal Disease \$3,250.00
- Notifiable Avian Influenza (formerly Avian Influenza and National Poultry Improvement Program) \$70,000.00
- Scrapie \$5,460.59
- Swine Garbage Feeding Surveillance \$21,500.00



*Michael Cahill has served with the Department of Agricultural Resources since 1994. His employment began as the Rabies Program Coordinator, and expanded to include the supervisory role for the approximately 500 Municipal Animal Inspectors who form the Division's first responders to detected animal disease events in the field. In 2002, he received a Merit Award from the Massachusetts Veterinary Medical Association in honor of his assistance to the veterinary community. He has served as the Director of the Division of Animal Health since 2008.*

### PROGRAM LISTING

- Animal Imports and Livestock Markets
- Animal Shelter/Rescue Program
- Dairy Farmer Tax Credit
- Dairy Program
- Equine Program
- Municipal Animal Inspector Program
- Pet Shop Program
- Poultry Program
- Rabies Program
- Reportable Disease Program
- Swine Program

## DIVISION OF ANIMAL HEALTH (AH), cont.

### STAFF LISTING

- Patricia Cabral, Rabies Program Coordinator
- Michael Cahill, Director
- Elsie Colon, Administrative Assistant
- Leslee Colucci, Animal Health Inspector
- Ed Hageman, Poultry Program Coordinator
- Glenn Harris, Animal Health Inspector
- Linda Harrod, Animal Health Inspector
- Cathy Kaszowski, Dairy Program Coordinator
- Alexander MacDonald, Dairy / Poultry Inspector
- Dr. Fred Mach, State Veterinarian
- Megan Megrath, Poultry Inspector
- John Nunes, Administrative Assistant
- Dr. Lorraine O'Connor, Chief Veterinary Health Officer
- Sandy Pepe, Program Coordinator
- Sheila Phelon, Dairy / Animal Health Inspector
- Robin Rice, Field Inspector
- Auzinda Tavares, Administrative Assistant
- Esther Wegman, Program Coordinator

### ANIMAL IMPORTS AND LIVESTOCK MARKETS

Esther Wegman  
 Esther.Wegman@state.ma.us  
 (617) 626-1795

All livestock, horses, poultry, waterfowl, and other animals, including cats, dogs and other pets entering Massachusetts from other states must comply with Commonwealth regulations that require a veterinarian's certificate stating the animal is healthy prior to travel. Additionally, some species may require certain testing to ensure negative status for diseases of concern depending on their state of origin. These measures significantly reduce the possibility of introducing contagious disease to the Commonwealth's domestic animal population. To further enhance these efforts, livestock dealers and transporters are licensed and their equipment and facilities are inspected. There were 29 licensed livestock dealers, 23 licensed equine dealers, and 43 licensed poultry dealers in Massachusetts in 2011.

### ANIMAL SHELTER/RESCUE PROGRAM

Auzinda Tavares  
 Auzinda.Tavares@state.ma.us  
 (617) 626-1792

The Division of Animal Health's Shelter/Rescue Program ensures the health and safety of animals being offered to the public for adoption. Through registration of individual shelters and rescue groups who operate adoption programs within Massachusetts and those that adopt animals into Massachusetts from other states, the Division enhances the overall health of the companion animal population. Since many of the animals that wind up in these channels have no, or very limited routine veterinary care, this disadvantaged portion of the domestic animal population requires more attention. The rules in place serve to protect the animals and those who make an effort to help them. During 2011, the Division drafted regulations to replace the existing Animal Health Order (1-AHO-05). The Division seeks to promulgate these draft regulations during 2012.

During 2011 there were 285 registered shelters and rescues operating in Massachusetts. During 2011, the Division issued 44 Cease and Desist orders to shelters and rescues that had failed to register with the Department and operate within the prescribed rules.

Administrative fines were issued to 8 groups that failed to comply with issued Cease and Desist orders.

### DAIRY FARMER TAX CREDIT PROGRAM

John Nunes  
 John.Nunes@state.ma.us  
 (617) 626-1813

The Dairy Tax Credit Program was established as a mechanism to offset the cyclical downturns in milk prices paid to dairy farmers. In any given month within the calendar year when milk prices drop below the cost of production financial assistance up to \$4 million dollars could be issued in the form of a tax credit. The amount distributed would be based on the number of months the sale price fell below the cost of production and the production amount sold by the dairy farm. In 2008, low sales prices in 10 of 12 months resulted in \$3.33 million dollars being distributed in the form of tax credits. In 2009, 12 out of 12 months triggered the tax credit resulting in payouts totaling \$4 million

---

## DIVISION OF ANIMAL HEALTH (AH), cont.

dollars. During 2010, questions were raised regarding the accuracy of the USDA estimate for cost of production for Vermont as it relates to the true cost of production in Massachusetts. These questions led the USDA to discontinue providing state cost of production estimates and required a change in legislation that allowed MDAR to revisit the regulations associated with calculations of the Massachusetts Dairy Farmer tax credit. As a result of actions taken by the Board of Food and Agriculture, during 2010, revised cost of production numbers resulted in 9 out of 12 months triggering the tax credit resulting in a payout of \$3.0 million dollars. A relatively stable market in 2011 triggered the tax credit in only 1 of 12 months, resulting in a \$333,000 payout to producers. Credit also goes to Department of Revenue Commissioner Amy Pitter for helping to assure a coordinated and rapid response.

### DAIRY PROGRAM

John Nunes  
John.Nunes@state.ma.us  
(617) 626-1813

The Dairy Program ensures a healthy environment for livestock and a safe, high quality supply of milk at fair prices for consumers, processors, and dairy farmers. This requires careful inspection and monitoring to enforce the relevant laws and regulations. The Program monitors milk production, hauling, distribution, pricing, marketing, and inspection of dairy farms to assure a safe and healthy supply of milk to processors, and ultimately consumers. Many factors influence the quality and quantity of milk produced by a dairy farm. Bacteriological counts measured through testing of milk samples help determine the quality of milk. When the counts exceed regulatory standards, a dairy farmer is required to return to compliance within a timely fashion.

### Enforcement Actions

In 2011 there were 154 bovine farms and 18 caprine farms certified as dairies. The Division utilizes a progressive enforcement protocol consisting of a Letter of Warning for violations required to be corrected within the following 10 days, a Letter of Warning for test results indicating 2 of the last 4 samples were out of compliance with standards, a Shut-Off Order for test results indicating 3 of the last 5 samples were out of compliance with the standards, and an

immediate Cease and Desist order for any test results that were excessively beyond the range of accepted standards.

In 2011 the Division issued:

- 10-day Letter of Warning - 5
- 2 out of 4 Letters of Warning - 74
- 3 out of 5 Shut-Off Orders - 9
- Cease and Desist - 15
- Antibiotic Residue Shut-Offs - 1

### EQUINE PROGRAM

Sandy Pepe  
Sandy.Pepe@state.ma.us  
(617) 626-1797

The Division of Animal Health administers a number of programs involving horses and other equine species. Licenses are issued to horseback riding instructors and the riding schools/stables where they operate. Riding stable licenses are also issued to any business where horse-drawn hay rides, horse-drawn sleigh rides, carriage rides, pony rides, and trail rides are offered to the public for a fee. As noted above, the Division also requires a license for anyone engaged in the business of dealing, auctioning, or transporting equine animals. This licensing includes record keeping requirements that seek to bolster other programmatic disease control efforts. Additionally, the Division organizes the registration program for the Massachusetts State Racing Commission which promotes the breeding and racing of thoroughbred and standardbred horses in the Commonwealth.

For 2011 MDAR issued 2,220 licenses for riding instructors and licensed 547 riding stables.

### Enforcement Actions

In 2011, 3 stables were found operating without licenses, and 1 of them was operating without a licensed instructor. All 3 businesses were issued Cease and Desist orders from the Division of Animal Health. All were required to obtain the necessary licenses before resuming operations.



## DIVISION OF ANIMAL HEALTH (AH), cont.

### OCTOBER SNOW STORM - EMERGENCY SUPPORT FUNCTION 17

In 1978, Governor Michael Dukakis issued an executive order requiring all agencies in the Commonwealth to have a liaison to work with the Massachusetts Emergency Management Agency's (MEMA) operations center during a declared state of emergency or other hazardous situation, including natural or man-made disasters. The Department's Comprehensive Emergency Management Plan (CEMP) lists the Division of Animal Health's Chief Veterinary Health Officer as the incident commander for Emergency Support Function 17 (ESF-17), which is enacted during any event that has the potential to affect the Commonwealth's animal population.

One of the essential roles required under ESF-17 is to establish pet-friendly evacuation shelters, also known as co-located shelters, where those people who are forced to leave their homes can go, and be welcomed, with their companion animals. The American Red Cross has a vast network of locations that adequately serve to house people during emergency situations. However, for reasons of public safety, the Red Cross does not allow animals within their shelters. It has now become an important function of the staff responsible for fulfilling the duties associated with ESF-17 to determine the resources available that are conveniently located to established Red Cross shelters that may serve as adequate holding facilities for pets. Following the June tornadoes and an August tropical storm, a series of 6 regional meetings were scheduled by the Division of Animal Health seeking an audience with municipal animal inspectors, animal control officers, and local emergency management directors. The meetings served as information sessions focusing on training these personnel on the range of hazards that would require some response on behalf of animals. Additionally, these meetings allowed Division staff to gather information on potential resources available, while also putting out a request that local officials search for and identify possible co-located shelter sites. As we travelled around the state discussing the possibility of one of these events occurring at any moment, and stressing the need for everyone to be prepared, a storm of significant proportions was bearing down on Massachusetts.

October 29, 2011 brought the Commonwealth's first significant snowfall of the season. Having been a mild fall up to

that point, most of the leaves were all still on the trees. As a result, heavy snows collected on leaves and branches causing downed limbs and downed power lines. There were widespread power outages that lasted more than a week in some cases. Through ESF-17, the incident commander was asked to coordinate responses to a number of requests for assistance from municipalities overwhelmed by the storm and its effects. The requests mainly focused on the establishment of co-located shelters. With the significant power outages, people were unable to heat their homes, and a large number of folks were taking advantage of the regional emergency shelter system to keep warm. The Division has always promoted the "If you go, they go" campaign, which stresses the importance of owners taking companion animals with them when evacuating for whatever reason. So, with the increase of people entering Red Cross shelters, there was a corresponding increased demand for co-located animal sheltering. Staff from a number of the Department's Divisions participated in responding to the requests, and accommodations were made available to those in need.

The Division of Animal Health is interested in expanding the pool of emergency responders available to fulfill the responsibilities under ESF-17, and continues to recruit personnel from all parts of the Department to assist their fellow residents. The October snow storm provided one such cross-Divisional opportunity with the Department's State Reclamation and Mosquito Control Program. An all-agency request from MEMA went out for any potential additional resources that could be available to assist in clearing debris from roads and downed power lines, including bucket trucks and trained chain saw crews. A number of trained chain saw crews are employed by the regional mosquito control districts. The Department's liaison to these mosquito control programs facilitated communications with the districts to determine the availability of personnel and equipment. The Division hopes to build on these experiences, and improve capabilities to assist when called upon to help.



---

## DIVISION OF ANIMAL HEALTH (AH), cont.

### MUNICIPAL ANIMAL INSPECTOR PROGRAM

Michael Cahill  
Michael.Cahill@state.ma.us  
(617) 626-1794

The Division of Animal Health is responsible for appointing municipal animal inspectors for each and every city and town in the Commonwealth. These inspectors act as agents of the Division of Animal Health in the communities they serve. The primary duty of the municipal inspector involves issuing quarantines to owners of animals that have been exposed to, or are potentially spreading the rabies virus. The other major role the inspectors fulfill for the Division is conducting the annual inspections of all domestic livestock and poultry housed on properties in their respective cities and towns. These inspections are a part of MDAR's disease surveillance system and assist in ensuring animal owners provide basic necessities for the animals in their care. Municipal Animal Inspectors may also be called upon to serve as first responders to assist in implementing disease response plans in the event of an outbreak. During 2011, there were 499 municipal animal inspectors appointed to fulfill the above duties for cities and towns across the Commonwealth.

### PET SHOP PROGRAM

Esther Wegman  
Esther.Wegman@state.ma.us  
(617) 626-1795

The Division of Animal Health has the statutory responsibility to license all pet shops. For 2011 there were 156 duly licensed. Pet shop inspections are required for licensure and for subsequent annual license renewals of all Massachusetts pet shops. Each establishment must meet strict facilities requirements designed to maximize sanitary conditions which promote animal health. These requirements are in place to protect the health of the animals, as well as that of the visiting public and the employees who work in these shops. In 2011, there were 2 pet shops found to be operating without the required license. Both of these operations were issued a cease and desist order and required to come into compliance before continuing operation. Fines were issued to 6 different stores that failed

to comply with the regulations. One of these was for continuing to operate without a license following receipt of an order to a cease and desist. The other 5 fines were issued to pet shops for egregious violations of the established regulations.

### POULTRY PROGRAM

Ed Hageman  
Edward.Hageman@state.ma.us  
(617) 626-1796

The Poultry Program strives to educate producers and consumers about the benefits of local poultry and poultry products. Massachusetts law requires that all live poultry or hatching eggs moving within the Commonwealth originate from currently certified *Salmonella pullorum*-clean flocks. The testing to achieve this status is provided by the Division of Animal Health at no cost to the producer. Other testing available to Massachusetts poultry producers include screening for avian influenza, *Mycoplasma gallisepticum*, *Mycoplasma synoviae*, *Mycoplasma meleagridis*, and *Salmonella enteritidis*. The poultry program provides producers and consumers with educational materials, flock inspections, production support, and information on egg safety and egg handling. The local food movement and the growth in consumer interest in how their food is produced have both led to an upswing in backyard poultry and egg production, and an expansion of commercial activity in Massachusetts (see MPPU, page 76). These increases have added significant inspectional responsibilities to the Division's poultry staff in recent years. Through the 2011 testing season, a total of 13,028 birds were tested for the presence of *Salmonella pullorum*. Screening tests identified 5 flocks with reactor birds. In each flock the positive birds were removed, submitted for necropsy and in each case, no *pullorum* was isolated from any of the birds. In 2 of the flocks, *Salmonella enteritidis* (SE) was isolated and recommendations were made to treat the flock for SE. There were a total of 361 premises visited during this time period in response to requests from flock owners wanting to acquire their state "pullorum-typhoid passed" or "pullorum-typhoid clean" status.

Two Massachusetts producers supplying turkey poults to other producers requested the services of Division staff to draw blood and submit 601 samples for *Mycoplasma*

## DIVISION OF ANIMAL HEALTH (AH), cont.

gallisepticum testing; 200 samples were tested for *Mycoplasma synoviae* and 200 for *Mycoplasma meleagris*. All of these samples were negative. These tests were done as part of a free service offered by the Department to Massachusetts producers. In 1983 the Poultry Division began an Avian Influenza (AI) screening effort. This was initiated due to 2 major outbreaks of AI in the commercial industry. Ten percent of the total samples collected from any flock for pullorum testing, are also screened for AI. In 2011 there were 3,894 blood samples tested for avian influenza from backyard and fancier flocks. Five flocks with a history of AI reactors were retested. Out of the 5, none had repeat reactors. No avian influenza virus was isolated from any of these flocks. One new flock was identified with 6 AI reactors. Upon further testing it was determined that no live virus was present in the flock. During the same time period 328 blood samples were collected for AI testing to allow for bird movements into the Live Bird Marketing System. Massachusetts has 4 live bird markets, at which the consumer can choose a bird and have it slaughtered on the premises to ensure freshness during food preparation. Many birds raised in Massachusetts are shipped to live bird markets in New York. All of the 328 blood tests performed for this purpose proved negative. As a part of the Department's cooperative agreement with the USDA to do AI surveillance, staff sample 8 flocks per month. Five random birds from each flock are sampled by taking a swab. During the 2011 testing season 618 chickens were sampled. Also, 86 waterfowl were sampled. All of these samples were tested negative. In further cooperation with the USDA, the Department started surveillance at swap meets, exhibitions and fairs, randomly swabbing 30 birds at each event. A total of 4 samples were collected in 2011, all of which were negative. The Department also provides 90 day AI monitors on commercial poultry flocks, at the request of the producer. This sampling generated 18 samples throughout the year. All of these samples yielded negative test results.

Over the last several years we have seen a dramatic increase in the numbers of households raising backyard poultry flocks for pleasure and fresh eggs, including suburban and urban areas. This interest has raised questions from cities and towns that have not traditionally had experience in any agricultural endeavor. In an effort to educate both the municipalities and those enthusiasts who wish to keep and raise poultry, the Division developed a document, "Best

Management Practice for Backyard Poultry Keepers." The Division also developed a companion document detailing safe egg handling procedures for backyard producers. These Best Management Practices (BMPs) seek to educate cities and towns, as well as bird owners by detailing appropriate management methods that will serve to reduce potential conflicts with abutting neighbors. The Division supports the keeping of poultry when it is done in a responsible manner that benefits the birds, the bird owners and the communities in which they live. 2011 saw the addition of several more suburban and urban communities that will now allow the keeping of poultry in backyard settings.

For copies of these BMP's and others, please visit: <http://www.mass.gov/agr/programs/bmp>

### RABIES PROGRAM

Patricia Cabral  
 Patricia.Cabral@state.ma.us  
 (617) 626-1786

Rabies is a viral disease that can affect all mammals, including humans. The virus attacks the central nervous system and can be secreted in saliva. Because rabies affects people as well as animals, control of this disease has become a top priority for the Division of Animal Health. In addition to providing assistance to local public health officials, veterinarians and the public, the Division works with the Department of Public Health, the Division of Fisheries and Wildlife and the Municipal Animal Inspectors to ensure every aspect of potential rabies exposures is addressed to prevent further spread of the virus.

At the time this document was produced, the data for 2011 indicated there were:

- 2,706 domestic animal bites or scratches to humans or other domestic animals
- 2,292 possible domestic animal exposures to rabies during the same period
- 111 exposures were to animals confirmed to be rabid by the State Lab

To enhance the numbers of vaccinated domestic animals in Massachusetts the Division of Animal Health, has implemented another user friendly registration for

## DIVISION OF ANIMAL HEALTH (AH), cont.

municipalities and entities holding rabies clinics. The registered clinics are posted on the MDAR website for the public's information. In 2011, there were 166 rabies vaccination clinics promoted through this service (compared to 143 in 2010). As part of the 11th annual outreach effort by the Division to increase awareness about rabies, laws requiring vaccinations for cats and dogs, and the benefits of vaccinating domestic animals, the rabies program distributed literature throughout Massachusetts. Staff also attended various MDAR and stakeholder events, including appearances as guest speaker.

### REPORTABLE DISEASE PROGRAM

Esther Wegman  
 Esther.Wegman@state.ma.us  
 (617) 626-1795

Reportable diseases may be foreign animal diseases which are not currently affecting the state, diseases which have serious public health consequences, or diseases that MDAR has either previously eradicated from Massachusetts or are very close to eradicating. Veterinary practitioners are required to report suspected or positive cases of these diseases to the Division of Animal Health promptly. The Division seeks early detection in order to mount a rapid response in an effort to reduce the number of animals and animal owners affected by a disease outbreak.

In addition to the rabies cases mentioned previously, there were 204 suspected cases of reportable diseases:

- 128 cases of Parvovirus (dog)
- 30 cases of Porcine Reproductive & Respiratory Syndrome (swine)
- 25 cases of Panleukopenia (cat)
- 6 cases of Calcivirus (cat)
- 3 cases of Psittacosis (pet bird)
- 3 cases of Equine Herpes Virus 1 (horse)
- 2 cases of Distemper (dog)
- 2 cases of Brucellosis (dog)
- 2 cases of Canine Influenza (dog)
- 1 case of Strangles (horse)
- 1 cases of West Nile Virus (horse)
- 1 case of Mange (dog)

### SWINE PROGRAM

Sandy Pepe  
 Sandy.Pepe@state.ma.us  
 (617) 626-1797

The Massachusetts swine program includes licensing swine dealers, as well as Classical Swine Fever, Brucellosis and Pseudorabies testing and permitting garbage feeding of pigs. The word "garbage" is defined as any meat waste, or meat waste combined with food waste, resulting from handling, preparation, cooking, and consumption of foods, including animal carcasses or parts thereof. Anyone raising swine to be sold for public consumption and feeding garbage must obtain a permit from MDAR's Division of Animal Health and USDA/APHIS Veterinary Services. The issuance of this permit requires a facility inspection and garbage cooker temperature check. All garbage, regardless of previous processing, must be heated to 212 degrees for a minimum of 30 minutes prior to being fed to swine. These strict regulations were implemented to mitigate the risks associated with feeding meat scraps to swine herds. For the same reason pork products must be cooked thoroughly to destroy harmful pathogens that could be in the meat, the meat fed to swine must also be cooked to reduce the risk of introducing those pathogens in the first place. In 2011 there were 21 permits to feed garbage issued to swine operation in the Commonwealth.

### ILLEGAL IMPORTS OF RESCUE ANIMALS

*Over the previous decade, the practice of moving companion animals, primarily dogs, from areas of overpopulation (southern states) to regions with higher demand for adoptable pets (New England) has steadily increased. The effort is intended to reduce the numbers of adoptable animals being euthanized in overcrowded shelters by distributing them to shelters up North where attitudes towards spay and neuter have significantly decreased the number of unwanted and homeless animals. Frequently, this means that animals imported into Massachusetts are coming from areas with limited resources where very little or no veterinary care is provided. As a result, the animals targeted for rescue and shipment to Massachusetts are often those with the highest risk of being affected by a contagious disease.*

*The Division of Animal Health's central mission is to protect the resident population of domestic animals from the introduction and spread of contagious disease. Preventing the importation of sick or diseased animals is essential to accomplishing this goal. Following a number of cases involving rescue dogs that had been trucked into Massachusetts*

## DIVISION OF ANIMAL HEALTH (AH), cont.

### ILLEGAL IMPORTS OF RESCUE ANIMALS, cont.

en mass, that subsequently tested positive for various infectious diseases, it became clear that safeguards must be put in place to ensure only healthy animals are imported and placed in peoples' homes as pets. Order 1-AHO-05 was issued by the Director of the Division of Animal Health in May of 2005. The order requires all entities engaged in the transfer of rescued animals to be registered with the Department. Further, those organizations that are responsible for importing animals from out of state are required to isolate imported animals for 48 hours in a Department-approved facility. The isolation room must be constructed in a way as to facilitate cleaning and disinfecting of surfaces and equipment. This is to ensure that any sick animal imported may be adequately contained to prevent the spread of disease, and so the room may be thoroughly cleansed to eliminate the risk of exposure to subsequent isolated animals. Upon completion of the 48-hour isolation period, the animal must be examined by a vet and be deemed healthy before it can be transferred to an adoptive owner. Additionally, records pertaining to the animal's importation and medical status are required to be retained by the organization, and copies of those documents must be provided to the adopter.

On August 30, 2011 the Department was alerted to a case of Parvovirus in a puppy being treated by the Wickaboag Veterinary Hospital, in West Brookfield, MA. Upon investigation it was discovered that the puppy belonged to New England All Breed Rescue, a non-profit organization registered with the Department to import and adopt out animals. This particular animal had been placed in a home with two other puppies from the same organization on a temporary basis for the purpose of caring for them until an adoptive home could be found, an arrangement referred to as "foster care". These three puppies had been imported by New England All Breed Rescue into Massachusetts on August 20, and transferred to the Dogwood Isolation Facility, in Worcester, for the required 48-hour isolation. On August 21, the manager of the Dogwood Isolation Facility contacted the president of New England All Breed Rescue to inform her that a case of parvovirus had been diagnosed in a dog in a different isolation room in the facility. That day, the President of New England All Breed Rescue chose to remove the three puppies from the facility in violation order 1-AHO-05's required 48-hour isolation. The three puppies were transferred to the foster care home in hopes that they had not yet been exposed to the virus. Five days later, two of the dogs began to show signs

of illness. At that time, the foster care giver relinquished custody of those two dogs back to the president of the organization. The president contacted another volunteer to request she pick up the dogs and take them to an emergency veterinary hospital. Three days later, the third puppy and the foster care giver's personal dog both began to show signs of illness. The puppy and the foster care giver's personal dog both tested positive for Parvovirus.

After calling the president of New England All Breed Rescue, the Division was told that two exposed puppies had been sent to Rhode Island. Parvovirus is a reportable disease in both Massachusetts and Rhode Island, and it was the Division of Animal Health's responsibility to ensure that the state officials in Providence were given the necessary information to contain the outbreak. The president of New England All Breed Rescue was not forthcoming about the details of where the dogs in Rhode Island wound up. After conferring with Legal Services, the Division of Animal Health informed the president of the organization that under the authority granted in Massachusetts General Law Chapter 129, section 7, that failure to provide the necessary information would result in court action requesting the issuance of a warrant for arrest. At that time, the president of the organization divulged that a volunteer took the dogs to a veterinary hospital in East Greenwich, Rhode Island, under the pretense that the dogs had been dumped in her backyard by a puppy mill operating near her house.

The dog owned by the foster care giver and one of the puppies that was transferred to Rhode Island both succumbed to their infections. The other two puppies made a slow recovery. At the time the dogs were still at the isolation facility, only three animals had been exposed. Because the rules were broken a fourth dog was needlessly exposed and ultimately died. The outbreak persisted due to a breach of Animal Health rules by a registered organization. Due to the multiple violations, an administrative fine in the amount of \$4,500.00 was issued to New England All Breed Rescue. The organization has appealed the penalty, and the case is being heard by the Division of Administrative Law Appeals.

The Division of Animal Health is in the process of replacing the aging animal health order.



## DIVISION OF CROP AND PEST SERVICES

### LEE CORTE-REAL, DIVISION DIRECTOR

Lee.Corte-Real@state.Ma.US  
(617) 626-1776

The Division of Crop and Pest Services has a broad range of responsibilities for the regulation of numerous segments of the agricultural industry and pesticide application services in Massachusetts. The Division staff is composed of a relatively small number of highly trained field inspectors, scientists and office staff for the large number of programs that we administer. Most staff wear multiple hats and support their program as well as other programs within the Division and the Department.

Crop Inspectional Services ensures the quality of farm inputs, such as fertilizer, animal feed, and seeds and inspects consumer products such as plants, fruits and vegetables. The nursery inspection program prevents and minimizes the impacts of pests entering the state via imported produce and plants. Apiary (bee) inspections are conducted to prevent the introduction and establishment of honey bee pests and diseases.

The Division's Pesticide Program protects public health and the environment by licensing individuals who apply pesticides, registering pesticide products used in the Commonwealth and enforcing both federal and state pesticide laws and regulations. The Pesticide Program also protects the public drinking water supply and the public through the School IPM requirements and through the control of mosquitoes by the State Reclamation and Mosquito Control Board.

### PROGRAM LISTING

#### Pesticide Program

- Children and Families Protection Act
- Ground Water Program
- Massachusetts Worker Protection Standard
- Pesticide Applications and Licensing
- Pesticide Product Registration
- Pesticide Use Reports
- Rights of Way Management

#### Farm Products and Plant Industries

- Apiary Inspections
- Asian Longhorned Beetle
- Branding Law
- Cooperative Agricultural Pest Survey (CAPS)



*Lee Corte-Real has been with the Massachusetts Department of Agricultural Resources for 27 years, first as the environmental chemist and water quality specialist and subsequently for 8 years as the Pesticide Operations Coordinator. In that capacity, Lee supervised the pesticide licensing and certification program, and also the pesticide product registration program. Lee is currently the Director of the Division of Crop & Pest Services which includes the Pesticide Programs, Plant Industries, and Farm Products. Previously Lee worked for the University of Massachusetts / Cooperative Extension Service doing pesticide residue analysis and research.*

- Country of Origin Labeling (COOL)
- Feed Program
- Fertilizer Program
- Fruit and Vegetable Inspections
- Good Agricultural Practices (GAP)
- Nursery Inspections
- Phytosanitary Inspections

## DIVISION OF CROP AND PEST SERVICES, cont.

### STAFF LISTING

- Steven Antunes-Kenyon, Environmental Analyst
- Trevor Battle, Environmental Health Inspector
- Mark Buffone, Environmental Analyst
- Alfred Carl, Program Coordinator
- Shan Shan (Sunny) Cai, Environmental Health Inspector
- Jennifer Forman-Orth, Marketing and Product Utilization Specialist
- Stacy Kilb, Hazardous Substances and Pesticide Inspector
- Taryn LaScola, Hazardous Substances and Pesticide Inspector
- Alexandra Lopez-Swetland, Marketing and Product Utilization Specialist
- Michael McClean, Environmental Analyst
- Phyllis Michalewich, Marketing and Product Utilization Specialist
- Sandra Payne, Administrative Assistant
- Susie Reed, Pesticide Product Registration Specialist
- Paul Ricco, Hazardous Substances and Pesticide Inspector
- Laurie Rocco, Hazardous Substances and Pesticide Inspector
- Robert Rondeau, Program Coordinator
- Howard Vinton, Marketing and Product Utilization Specialist
- Hoang Vo-Phuong, Information Systems Assistant
- Hotze Wijnja, Chemist

### PESTICIDE PROGRAM

The Massachusetts Department of Agricultural Resources is the state lead agency for pesticide regulation in the Commonwealth under the Federal Insecticide Fungicide and Rodenticide Act (FIFRA) as well as the Massachusetts Pesticide-Control-Act. The Pesticide Program carries out the day to day responsibilities of regulating pesticides in the Commonwealth and include the licensing of pesticide applicators, the registration of pesticide products and the enforcement of the statute and regulations. In addition the Pesticide Program carries out other pesticide related activities in support of the regulatory mandate such as education and outreach and water monitoring. The Pesticide Program also acts as support staff for the Pesticide Board and Pesticide Board Subcommittee.

### CHILDREN AND FAMILIES PROTECTION ACT (CFPA)

Trevor Battle  
 Trevor.Battle@state.ma.us  
 (617) 626-1775

The CFPA is “An Act Protecting Children and Families from Harmful Pesticides” or most commonly known as the Children’s and Families Protection Act was enacted in the year 2000. The Act mandated that all public/private schools K-12, school age child care programs and daycare centers have an Integrated Pest Management (IPM) Plan. It also put limitations on pesticide use inside and outside of schools and includes notification for some pesticide applications. The provisions of the CFPA mandates that every school and daycare program must develop and submit IPM-Plans for their facilities.

The school IPM-Program continues to move closer to near 100% compliance of the IPM-Plan requirement of the Children’s and Families Protection ACT. In 2011 there were strong outreach efforts to schools and daycare programs which had started but never completed their IPM-Plans. From these efforts, IPM-Plan compliance for both schools and daycare programs stands at 97% and 94% respectively. For 2012, the Enforcement division will soon take more aggressive action in order to compel the remaining non-compliant schools and daycare programs to comply.

During 2011, 88 CFPA inspections were completed, and resulted in 23 Letters of Warning being issued.

### GROUND WATER PROGRAM

Hotze Wijnja  
 Hotze.Wijnja@state.ma.us  
 (617) 626-1771

#### Registration Review

As part of its pesticide registration process, MDAR has an on-going program to assess the potential of pesticides to impact groundwater. Pesticides that are considered to be potential contaminants are restricted. The new active ingredients registered were *Aspergillus flavus*, fenazaquin, fluthiacet-methy, flutriafol, tolfenpyrad, indaziflam, aminocyclopyrachlor, cold-pressed neem oil, metrafenon, roc-tenol, imazosulfuron, and *Cydia pomonella* Granulovirus. Fluthiacet-methyl was classified as a “potential

## DIVISION OF CROP AND PEST SERVICES, cont.

groundwater contaminant” and added to the Groundwater Protection List. Considerations of potential ground- and surface water impacts were also included with the evaluation of a new aquatic herbicides for use in Massachusetts lakes and ponds (a.i. imazapyr).

### Outreach

The Department’s staff continued outreach efforts directed at the agricultural community and the general public on the state’s groundwater protection regulations. Staff addressed inquiries related to clarification of the ground water protection regulations and requirements as needed.

Information on the groundwater protection program was incorporated into workshops and information sessions participated in by the Department’s staff, including the UMass Extension Pesticide Education Program workshops held on March 29th in Plymouth and on March 30th in Pittsfield. The sessions were intended to refresh licensed applicators on the environmental fate aspects of pesticides and groundwater protection regulations. Staff also presented on the leaching potential of pesticides used in cranberry at a pesticide safety workshop for growers organized by the Cranberry Experiment Station in Wareham, on April 12, 2011 and a Public Officials Workshop in Plymouth, MA on October 1st, 2011.

MDAR staff continued to address concerns from citizens on Cape Cod relative to the potential impacts to groundwater resources from the planned herbicide applications in power line corridors maintained by the utility company NSTAR. MDAR staff participated in the so-called Ad Hoc Committee on Risk Analysis of Vegetation Management and presented on pesticide regulatory aspects, environment fate of herbicides, and human health and ecological risk assessments.

### Enforcement

MDAR staff continues to include the enforcement of the groundwater regulations as part of their standard inspections. These inspections ensure that pesticide users understand and comply with groundwater regulations, particularly the notification requirement for the use of restricted pesticide within Zone II areas. Notifications area submitted by mail and online. No data are available on compliance rate.

### Aquatic Vegetation Management Review Process

Reviews of new active ingredients of aquatic herbicides are conducted cooperatively by MDAR and the Massachusetts Department of Environmental Protection (MassDEP), as with ROW herbicides. The review process was evaluated and process improvement steps were



developed to improve the efficiency and coordination. Following these new review process guidelines, progress has been made on the backlog of new aquatic herbicides. The registration support document was prepared for imazapyr as a new active ingredient in herbicide products for use in Massachusetts lakes and ponds. Following the registration by the Pesticide Board Subcommittee, the review process was continued through collaboration with MassDEP in an effort to update the Eutrophication and Aquatic Plant Management in Massachusetts Final Generic Environmental Impact Report (GEIR). At the end of 2011 an additional 4 new active ingredients remain to be reviewed.

MDAR staff also interacted with stakeholders on the preparation for the new National Pollution Discharge Elimination System (NPDES) permit program for pesticides. As a result of a 2009 decision by the US 6th Circuit Court of Appeals, point-source discharges of pesticides in waters of the US are considered pollutants under the Clean Water Act. NPDES permits will be required for pesticide application in and directly adjacent to waters of the US. A Pesticide General Permit was developed by USEPA, as Massachusetts is not a delegated state for issuance of NPDES Permits. MDAR staff interacted with stakeholders on the preparation for this new permit program. While the Department is not directly involved with the permitting, it may provide assistance with outreach to the regulated community to ensure compliance once the permit program will become effective.

## DIVISION OF CROP AND PEST SERVICES, cont.

### MASSACHUSETTS WORKER PROTECTION STANDARD (WPS)

Laurie Rocco

Laurie.Rocco@state.ma.us

(617) 438-0051

During 2011, MDAR supplied UMass Cranberry Station with all pertinent WPS information including but not limited to “How to Comply” manuals and posters. In addition, all Massachusetts pesticide enforcement inspectors had WPS materials available when conducting compliance monitoring of farms. Record Keeping Manuals containing record keeping requirements for WPS were also made available to assist the grower community. Finally, the “How to Comply” manuals were distributed in disc form during 2011.

The MDAR continues to work with different organizations throughout the state, making available and providing, if and when requested, EPA Worker/Handler Verification cards. During 2011, several organizations were provided these cards. They include:

- Davis Brothers Orchard in Ashfield
- Edgewood Bogs in Carver
- Springfield Technical Community College in Springfield
- UMass Cranberry Station in Wareham
- Volante Farms in Needham

During 2011, there were a total of 8 individuals trained as “workers” who received Worker Verification cards. There were a total of 55 individuals trained as “handlers” who received Handler Verification cards.

### PESTICIDE APPLICATOR AND LICENSING PROGRAM

Steve Antunes-Kenyon

Steve.Kenyon@state.ma.us

(617) 626-1784

The Massachusetts Pesticide Control Act requires all persons who apply pesticides in public and private places used for human occupation and habitation, with the exception of residential properties with 3 or less dwelling units, to be

in possession of a valid license or certification issued by the Department of Agricultural Resources.

There are 4 types of pesticide licenses in Massachusetts: Commercial Applicator License, Commercial Certification License, Private Certification License and Dealer License. These different types of certification and license documents permit individuals to legally use pesticides including, but not limited to, purchasing, selling, applying, mixing, loading, storing, disposing, and transporting.

#### Certification and Licensing Exams

Pesticide examinations are offered to individuals seeking pesticide licensure throughout the year with the majority of exams being offered in the February through April period prior to the use season with at minimum of 1 exam each month. In 2011 there were 26 pesticide exams offered for the 4 licensure types with all exam types being offered at each date.

There were a total of 1,710 individuals who registered for an exam in 2011 of which 1,531 took the exam and 179 which were no-shows. There were 974 individuals out of the 1,531 who took exams that passed which represents a 63.6% pass rate. The pesticide exam receipts were \$146,675 that went to the General Fund.

#### New and Renewal Pesticide Licenses

Once individuals have passed the appropriate exam and have demonstrated they have acquired the necessary knowledge to handle pesticides in a safe manner, they are sent an application to obtain the pesticide license. Once an individual becomes licensed, the document must be renewed on an annual basis pursuant to state pesticide law and regulations.

There were 930 new licenses issued and over 7,061 renewal licenses issued in 2011. The issuance of new and renewed pesticide certification and licenses generated total receipts of \$939,850 for 2011 for a total of \$1,086,600 for the licensing and certification program

All commercial and private certifications and licenses, with the exception of Dealer Licenses, expire on December 31st of each year. The Dealer License expires on the last day of February of each year. As a result, individuals eligible to renew for the next year automatically receive a renewal application. These renewal applications are mailed out in



## DIVISION OF CROP AND PEST SERVICES, cont.

### PESTICIDE ENFORCEMENT

The Department is given primacy for the regulation and enforcement of pesticides in Massachusetts under the Federal Insecticide Fungicide and Rodenticide Act (FIFRA) and the Massachusetts Pesticide Control Act (Chapter 132B) and the regulations promulgated there under. According to those provisions the Department is charged with ensuring that pesticides are used consistent with label instructions, federal and state regulations and that residues do not exceed tolerances in food crops when applied to food crops.

In July 2011 the Department received a call to report the possible misuse of a pesticide identified as Quinstar 4L (EPA Reg. No. 42750-169). It was reported that the applicator had over applied Quinstar 4L to a cranberry bog,



The Department initiated an investigation of the misuse allegation and found that the cranberry bog was a small self contained bog of 5.2 acres that had its own irrigation pond and that it was a self contained bog system with no signs of irrigation water exiting the bog. The cranberries from the bog are typically dry picked and sold to a major cranberry association.

The investigation revealed that the over application resulted from multiple applications being made to the bog. The pesticide applicator's partner, who was licensed, had made an application of 41 ounces of Quinstar to the bog. Subsequently the pesticide applicator had applied 279 ounces of Quinstar to the same bog due to a miscommunication by the first applicator. Upon realizing the mistake the pesticide applicator began watering the Quinstar into the bog.

Quinstar 4L is registered in Massachusetts under a Section 18 (Emergency Exemption) label that does not allow for more than 16 ounces per acre per year. As a result of the over application the amount of Quinstar applied per acre was 6.6 times the maximum label amount allowed.

In order to assess the potential environmental impacts and residue levels in the cranberries samples of drainage water from the bog and berry samples were taken and sent to the UMass Pesticide Analytical laboratory. The Department also contacted the EPA and worked with the Section 18 group to assess the potential environmental impacts to ground and surface water and to review the allowable residue levels in the berries at the time of the initial investigation.

The Department also collected water and berry sample in late September to compare the levels of active ingredient in the drainage water and more importantly in the berries which would be picked. Laboratory results indicated that the residue levels were within the acceptable levels as allowed under the tolerances for the active ingredient. Therefore the berries could be sold and the crop did not need to be destroyed. Although ultimately the berries were not accepted by the company, the actions and work of the Department staff permitted the bog owners to sell their crop and were not required to destroy the cranberries.

The applicator was ultimately found to be in violation of both Federal and State regulations, and label violations. However, rather than issue a monetary penalty the Department worked with the pesticide applicator and reached an agreement whereby the applicator would conduct training sessions for other applicators about the circumstances surrounding the misapplication at the bog and discuss ways to prevent re-occurrences by other applicators. The Department also suspended the license of the applicator and required them to retake the private certification exam in order to ensure that the applicator was cognizant of the provisions of the state regulations and the requirements of applicators following an accident.



## DIVISION OF CROP AND PEST SERVICES, cont.

October and each applicator must renew their certification and/or license by January 1st. Applications submitted after the expiration of the current license but before June 30th must pay a late fee equal to the exam to renew their license. Applicators that do not submit renewals prior to June 30 will be required to retake and pass state examination(s) to be eligible for a certification or license for the new year.

### Re-Certification

Every 3 years, license holders must attend continuing education programs and obtain contact hours to maintain as well as enhance their pesticide application knowledge. Applicators who did not meet the required number of educational hours were obligated to re-take the state examination to be re-certified or re-licensed.

During 2011 there was a random audit of pesticide applicators. A total of 638 applicators were audited to verify that they had met the required number of contact hours by the end of a 3-year training period. There were 542 audits approved which represents nearly a 85% compliance rate. The remaining individuals either did not return their audit or did not satisfy the educational hours required, thus they were required to re-take pesticide exams.

### Pesticide Applicator Continuing Education (PACE)

As in past years, CPS staff continues to lecture to the pesticide-user community regarding laws and regulations. These lectures have been sponsored by the UMASS Cooperative Extension and various industry associations and companies. During the federal fiscal year 2011 the Department approved 222 continuing education programs to support the recertification requirements for all licensed applicators.

### Enforcement

The Enforcement program is charged with enforcing the provisions of the Federal Insecticide, Fungicide and Rodenticide Act (FIFRA), the Massachusetts Pesticide Control Act (MGL 132B) and the regulations promulgated thereunder. The enforcement program conducts routine inspections of pesticide users' establishments and the producers from which they acquire the products. Enforcement also investigates complaints regarding the misuse of pesticides in addition to providing education and outreach about Department pesticide programs.

There were a total of 329 inspections completed in 2011, which was more than double the agreement with the EPA and included agricultural and non-agricultural use observations, records and marketplace inspections, and dealer inspections. There were also 20 Restricted Use Dealer inspections, and 147 certified applicator record inspections. Staff completed 34 marketplace inspections, and 13 producer establishment inspections.

Inspectors also conducted 60 Non-Agricultural for Cause inspections consisting of consumer complaints and licensing violation inspections due to possible misuse pursuant to Massachusetts regulations. Similar to 2010, the large number of inspections was due to the increase in compliance verification and education and outreach by the enforcement staff. A total of 37 Non Agricultural Use Inspections were completed while 15 were projected. Agricultural Follow-Ups are completed when a consumer complaint is filed with the Pesticide Program. There were 14 Agricultural Use Inspections completed in 2011.

There were 41 corrective actions take throughout 2011, ranging from letters of warning, to 3 license suspensions, 1 licenses revocation, and two civil fines.

### PESTICIDE PRODUCT REGISTRATION

Susie Reed

Susie.Reed@state.ma.us

(617)626-1778

Any person who has obtained a pesticide product registration from the US Environmental Protection Agency (EPA) must then apply for a registration with the MDAR. The registrant or an agent acting on behalf of the registrant, is required to submit an "Application for New Pesticide Registration", a Material Safety Data Sheet (MSDS), and a product label. A fee of \$300 dollars is also required for each different EPA registration number.

New products are usually registered on a monthly basis. Every product label is thoroughly reviewed for compliance with state and federal laws and then brought to the Pesticide Board Subcommittee for consideration. A registration is valid from a period beginning with the initial date of approval by the subcommittee and ending on the next June 30th. Each registration must be renewed annually no later than July 1st, and the cost is \$250 per EPA number.

## DIVISION OF CROP AND PEST SERVICES, cont.

There were 9,820 pesticide products renewed in fiscal year 2011 and 1,104 new products registered which represents receipts of \$2,946,000 and \$331,200 for renewed and new registrations respectively.

Registrations of products with new active ingredients are assessed a fee of \$500 and 12 new active ingredients were registered.

### State Restricted Use Classification

Federal General Use pesticide products registered by the Commonwealth may be classified as either general use or reclassified as State Restricted Use based upon its use pattern or the potential to become a groundwater contaminant. In fiscal year 2011, 18 products were reclassified as State Restricted Use.

### Special Local Needs (SLN) Registration

When a particular agricultural problem exists that can only be mitigated through the use of a pesticide that is not federally registered for that specific purpose, a Special Local Need registration may be issued by the state under section 24c of FIFRA. There were no new SLNs registered in 2011.



### Experimental Use Permits (EUP)

State experimental use permits are required to control potential hazards of pesticide experimentation under outdoors, greenhouse, and domestic animal trial conditions. To obtain such a permit, a state application must be filed with the Pesticide Board Subcommittee along with a product label, a copy of the EPA EUP and a fee of \$300 dollars. There were no new EUPs granted in 2011.

### PESTICIDE USE REPORTS

The Department requires that all licensed applicators submit annual use reports for all pesticide applications. The use report identifies the active ingredients, amounts, and use site and patterns of pesticides used in the Commonwealth. In 2011, forms were mailed to all licensed applicators for summary reporting of all pesticide use by licensed applicators.

### RIGHTS-OF-WAY (ROW) MANAGEMENT

Mike McClean

Mike.McClean@state.ma.us

(617) 828-3792

The Rights-of-Way (ROW) program enforces the provisions of 333 CMR 11.00. The ROW program regulates the use of herbicides on all rights-of-ways within the Commonwealth. The ROW has substantial interaction with many state agencies and municipalities in the administration of the program. The ROW program also provides public notification and opportunity for the general public and interested parties to comment on the various ROW treatments.

### Compliance Monitoring

Fourteen "Use Observations" were conducted along rights-of-ways in the Commonwealth in 2011. Three complaint investigations were conducted that resulted in a Letters of Warning in all 3 investigations. Five record keeping inspections were conducted.

### Vegetative Management Plans: (VMP)

VMP's are an overview of an entire Rights-of-Way System. They describe potential methods of herbicide control which include pesticides, mechanical and biological methods including any Integrated Pest Management (IPM) techniques. Plans must be renewed on a 5-year cycle and



## DIVISION OF CROP AND PEST SERVICES, cont.

must be presented at public hearings in areas affected by Rights-of-Way practices.

There were 7 VMP's approved in 2011:

- Massachusetts Bay Transportation Authority
- Massachusetts Department of Conservation and Recreation
- Massachusetts Department of Transportation, District 6
- Massachusetts Electric Wholesale Electric Company
- Massachusetts Railroad Association
- Pan Am Railways
- Tennessee Gas Pipeline

### Yearly Operational Plans (YOP)

31 YOPs were submitted and approved by the Department. These plans covered operational activities along ROWs in some 271 cities and towns in the Commonwealth.

### Sensitive Areas

The ROW Program along with the Department of Environmental Protection review and approve herbicides for use in Sensitive Areas as defined in 333 CMR 11.04. MDAR improved the review process in 2011 to include a process for review of inert ingredients contained in an herbicide formulation.

### Outreach Activities

The ROW program participated in the 3 educational outreach courses hosted by Bay State Roads. The target audience was Massachusetts municipal employees and focused on identifying invasive plants, control strategies and the ROW and pesticide regulations.

On March 16th the ROW program attended the annual safety training at Vegetation Control Service, Inc. in Athol, Massachusetts.

The MDAR ROW program has been actively involved with the Cape Cod Commission and NSTAR Gas and Electric Company to resolve issues concerning the use of herbicides on NSTAR's ROWs on Cape Cod.

### Herbicide Review Process

Updates to the review process of herbicides for use within sensitive areas of rights-of-ways were finalized during 2011. This review process is conducted through collaboration between MDAR and MassDEP-Office of Research and Standards (ORS). The review process was updated in terms

of the collaborative process between the 2 departments and in terms of the review procedures. The review process was evaluated and process steps were developed to improve the efficiency and coordination of the review document preparation. The review procedures were updated to ensure that the overall review procedure meets current scientific standards for toxicology and environmental effects. In addition, the updated review procedures now address the so-called "other" or "inert" ingredients contained in herbicide formulations, specifically surfactants. An overview of the various components of the review process for sensitive areas of rights-of-ways and the various documents describing these components were made available on the MDAR website.

The review of the new active ingredient paclobutrazol, which was requested for use as a tree growth regulator, was initiated and is expected to be completed in early 2012.

### Herbicide Review Outreach

MDAR staff continued to address concerns from citizens on Cape Cod relative to the potential impacts to groundwater resources from the planned herbicide applications in power line corridors maintained by the utility company NSTAR. The citizens' concerns and opposition against herbicide applications continues to receive attention in the media (e.g., Cape Cod Times). Stakeholders had agreed to a one-year moratorium on herbicide applications in rights-of-ways on Cape Cod with the intent to allow stakeholders to work on efforts to fine tune the procedures for preparation (e.g., updating maps and records for private wells) and provide outreach to the citizens. MDAR staff participated in the Ad Hoc Committee (see also below) and presented on pesticide regulatory aspects, environment fate of herbicides, and human health and ecological risk assessments.

The Ad Hoc Committee on Risk Analysis of Vegetation Management Practices on Cape Cod concluded its task to review the current regulatory program and to develop recommendations for strategies to reduce and potentially eliminate certain vegetation management practices (including mechanical and herbicide applications) that may pose a threat to Cape Cod drinking water, public health, and the environment. A broad range of stakeholders participated in this committee and considerations included NSTAR's current integrated vegetation management plan, existing federal and state review and regulatory procedures for



---

## DIVISION OF CROP AND PEST SERVICES, cont.

herbicides used by NSTAR, human health and environmental fate aspects of the herbicides used, and organic landscaping alternatives. The efforts of this committee resulted in a white paper that was released on February 8, 2011. The white paper outlines the items that were discussed, the various resources of information, and recommendations of the committee. The committee concluded that the NSTAR vegetation management plan is in adherence with the regulatory rules and guidelines, and supports the implementation of the plan. Recommendations included the establishment of a technical subcommittee that will continue the work and follow any applications and studies conducted pertaining to this matter. It was also recommended that Barnstable County conduct local studies of the herbicides used by NSTAR. Collaborative efforts between MDAR, Cape Cod Commission and NSTAR initiated the development of a groundwater monitoring study that would be conducted concurrently with herbicide applications by NSTAR on Cape Cod. Further developments of a study plan stalled during the spring of 2011.

### FARM PRODUCTS AND PLANT INDUSTRIES PROGRAM

The Farm Products and Plant Industries (FPPI) Program staff continues to support multiple programs through their cross utilization capabilities. This effort has resulted in inspectional staff members providing coverage for programs outside of their primary area of responsibility which results in more effective program administration. Staff have provided coverage to the nursery inspection, CAPS, feed, and fertilizer programs based upon the seasonal or workload needs.

The FPPI Program had a very active year, especially in area inspections and the registration of feed and fertilizer products. Demand for inspection of farm products, nurseries, greenhouses and apiaries continues to be very high. These quality-control programs have proven to be extremely popular and helpful with growers, farmers, shippers, sellers, buyers and consumers as demand for high quality products continues to increase.

The FPPI Program administers a number of diversified quality-control programs on farm products and nursery stock. The Program enforces the Truth-in-Labeling Laws on fruit, vegetables, commercial feed, pet food, fertilizer, lime and seeds. The Program has also expanded into the

certification of farms and production facilities under the USDA Good Agricultural Practices (GAP) requirements which has the potential to become a significant new programmatic area.

In 2011, the FPPI Program collected more than \$1,500,000 through the feed and fertilizer product registrations, nursery certification and vegetable inspection fees.

### APIARY INSPECTIONS

Al Carl  
Al.Carl@state.ma.us  
(617) 224-3542

In 2011, it is estimated that approximately 2,400 beekeepers manage 8,200 plus hives in Massachusetts. These numbers fluctuate from year to year due to hobbyist beekeeper turn over; new individuals start beekeeping, while some beekeepers pursue other interests. Enthusiastic well intentioned new beekeepers are added to the county apiary lists every year.

The number of commercial beekeepers who reside in Massachusetts, or lease honey bee colonies to Massachusetts fruit and vegetable growers remains static. Approximately 20,000 honey bee hives managed by 6 commercial migratory beekeepers enter Massachusetts for apple and cranberry pollination service annually. Commercial hives leased to Massachusetts apple and cranberry growers originate from Florida, Georgia, and Louisiana. Most of these hives have made the migratory pollination circuit: almonds in California (February), high bush blueberries in New Jersey (March and April), apples in MA, NY, NH, and ME (April-May), low bush blueberries in ME (May), and cranberries in MA (June-July). As a result of these migrations, inspections are important to monitor, and were necessary, control for disease.

Apiary inspections are conducted annually for monitoring of disease and insect pests throughout the state on bee hives. This inspection program aids in the safe transportation of bee hives from one state to another. In previous years the Department had hired 2 seasonal apiary inspectors to assist the state Apiary Inspector to survey for honeybee colonies for brood diseases and parasitic mites. Although in the past this program was significantly larger with seasonal apiary inspectors hired for most counties, due to significant budget cuts the Department was unable to hire any seasonal apiary inspectors in 2011.

## DIVISION OF CROP AND PEST SERVICES, cont.

As a result of these seasonal staff reductions, MDAR and the Massachusetts Beekeepers Association have worked to establish a more coordinated and effective approach to inspections and education services.

Throughout 2011, 20,115 hives (resident and commercial migratory) were surveyed with 2,512 opened and inspected for brood diseases and parasites. Inspection in 2011 revealed no cases of American Foulbrood (AFB), *Paenibacillus* larvae. None of the commercial hives leased to Massachusetts fruit growers inspected for compliance exhibited AFB symptoms. Most hobbyist beekeepers' hives inspected exhibited some level of parasitic mite syndrome. No sacbrood virus was detected in any of the hives inspected.



The Chief Apiary Inspector conducted limited spot inspections as requested by beekeepers. Selective inspection of hobbyist beekeepers colonies located in Worcester, Hampden, Hampshire, and Franklin counties were conducted throughout the summer. Many of these hives exhibited symptoms of starvation.

Small hive beetle (SHB), *Aethina tumida*, was detected in resident as well as commercial beekeeping operations. Isolated minor injury was observed in very weak colonies particularly in the cranberry growing regions. This is where migratory and some resident beekeepers interface. SHB is prevalent throughout the American South. SHB has been introduced into Massachusetts via the package bee and nucleus hive replacement trade as well as migratory beekeeping. There has been no reported injury to hives or beekeeping equipment by resident beekeepers.

In 2011, all apiaries inspected for AFB were also monitored for varroa mite (VM) populations, *Varroa destructor*. All hives inspected contained varroa mite populations. When high mite loads carrying high virus loads are combined with the microsporidians, *Nosema ceranae* and *Nosema apis* beekeeping can be made most difficult. Using an alcohol wash technique, varroa mite economic injury levels can

be determined. Ninety-five samples were obtained from 95 randomly selected commercial hives leased to cranberry growers. When varroa mite loads increase, virus loads that varroa mites vector and activate also increase. Whether it is called parasitic mite syndrome or colony collapse disorder, hive mortality will occur if varroa mite populations remain unchecked by mid-August.

Honey bee samples taken while monitoring for varroa mites were dissected to determine the presence of honey bee tracheal mites (HBTM), *Acarapis woodi* (Rennie) at a later date. Most samples, so far, exhibited a very low level of HBTM, 1 to 2 infested bees per 100 bees in a sample. None showed populations that would prove detrimental to colony survival. Most HBTM susceptible honey bee stocks have been killed off in the past 25 years.

In 2011, no honey bee samples belonging to commercial beekeepers leasing hives to cranberry growers were analyzed for Africanization via the first step of the FABIS technique (Fast Africanized Bee Identification System, fore wing morphometric analysis) as in 2010.

Two cranberry growers requested honey bee colony strength evaluations by colony inspection. Their combined acreages amounted to 770 acres; 2 to 3 hives were leased per acre of cranberries. A general observation of all commercial migratory hives leased to Massachusetts cranberry growers in 2011 exhibited below average populations due to excessive swarming experienced at the end of blueberry pollination in Maine or after placement on cranberry bogs in Massachusetts. 95 hives were randomly sampled for varroa mites using the alcohol wash technique. Varroa mite populations ranged from 5 to 8 mites in hives that were being treated with thymol during cranberry pollination, to 25 to 28 VM in colonies not receiving any treatment. All commercial beekeepers apprised of their mite levels were confident that they could reverse varroa mite population growth after leaving cranberry pollination. Samples analyzed for nosema spore loads did not exceed economic injury levels of 1 million spores per bee in 2011.

Five hundred and fifty-two colonies representing 720 hives and 500 nucleus colonies were inspected and certified free of American Foulbrood from 1 Massachusetts beekeeper for transport to Georgia. The transport took place in December. Varroa mite populations in this outfit were exceedingly low.

## DIVISION OF CROP AND PEST SERVICES, cont.

### ASIAN LONGHORNED BEETLE (ALB)

Jennifer Forman-Orth  
 Jennifer.Forman-Orth@state.ma.us  
 (617) 626-1735

As part of our continued ALB outreach efforts, MDAR continued cooperative efforts with the Department of Conservation and Recreation (DCR) and USDA to focus outreach in the Worcester County area, and also began several partnerships with other organizations including Worcester Tree initiative and Worcester Technical High School. We maintained a strong focus on K-12 education for our outreach this year. Our lesson plan and activities list were completed, and these and other educational activities were made available to educators in print and on our website (<http://massnrc.org/pests/alb/albmedia.htm#K-12>). Numerous presentations were made by our forest pest outreach staff to a wide variety of audiences including students and teachers, environmental organizations, and green industry professionals. Tabling was done at large trade shows and fairs as well as some smaller professional events. Overall, 85 events were attended in 2011, resulting in the education of 1,720 new volunteers trained to spot the signs of ALB as well as those of Emerald Ash Borer (EAB), a relatively new invasive threat to Massachusetts.

Two of MDAR's more popular outreach handouts, our ALB tree guide and look-alike sheet, have now been translated into Spanish and made available for distribution in print or from our website (<http://massnrc.org/pests/alb/albmedia.htm#flyers>). MDAR's ALB training presentation has also been translated, and 3 of the presentations noted above were given in Spanish in 2011.

### BRANDING LAW

Bob Rondeau  
 Bob.Rondeau@state.ma.us  
 (617) 626-1804

Inspections were made at hundreds of retail stores for conformance of the Branding Laws on potatoes and apples. There were 40 site visits conducted and misbranded products were relabeled or removed from sale by issuing a "Stop Sale Order." Stop Sale Orders were issued on 4 apples/potatoes lots that did not meet grade requirements expectations. These lots were removed from the store shelves and shipped back to the packer.

### COOPERATIVE AGRICULTURAL PEST SURVEY (CAPS)

Jennifer Forman-Orth  
 Jennifer.Forman-Orth@state.ma.us  
 (617) 626-1735

As part of the CAPS (Cooperative Agriculture Pest Survey) program, nursery inspectors performed inspections for CAPS priority pests at 55 nurseries. The 2011 CAPS pests included:

- Asian Longhorned Beetle (*Anoplophora glabripennis*)
- Daylily Rust (*Puccinia horiana*)
- Emerald Ash Borer (*Agrilus planipennis*)
- Giant Hogweed (*Heracleum mantegazzianum*)
- Gold-spotted Oak Borer (*Agrilus auroguttatus*)
- Kudzu (*Pueraria montana*)
- Mile-a-minute Weed (*Polygonum perfoliatum*)
- Rough-shouldered Longhorned Beetle (*Anoplophora chinensis*)
- Viburnum Leaf Beetle (*Pyrrhalta viburni*)

Mile-a-minute vine was found at 2 new sites in 2011 and eradication efforts at those sites has begun.

The State Pest Survey Coordinator and CAPS Survey Tech also did surveys with pheromone traps at farms and orchards across the state, targeting non-native moth species that attack fruit and vegetable crops and could cause considerable damage were they to become established in Massachusetts:

- Cotton Cutworm (*Spodoptera litura*)
- Egyptian Cottonworm (*Spodoptera littoralis*)
- European Grapevine Moth (*Lobesia botrana*)
- Light Brown Apple Moth (*Epiphyas postvittana*)
- Old World Bollworm (*Helicoverpa armigera*)

None of the target species were found.



## DIVISION OF CROP AND PEST SERVICES, cont.

Other CAPS projects included:

- Year 2 of a biological control program using lab-raised beetles to control invasive Mile-a-minute Vine at heavily infested sites in Canton and Falmouth, MA.
- Continued management of a Kudzu infestation in Needham, MA. This is a cooperative effort with DCR, DFG, MWRA and the Town of Needham.

### COUNTRY OF ORIGIN LABELING (COOL) INSPECTIONS

Trevor Battle

Trevor.Battle@state.ma.us

(617) 626-1775

Since 2006 the Massachusetts Department of Agricultural Resources has been working under a cooperative agreement with the USDA to perform audits relative to the COOL requirements of the 2002 and 2008 Farm Bills. COOL requires stores licensed under the Perishable Agricultural Commodities Act (PACA), such as grocery stores, to label covered commodities for country of origin (method of production is also required for seafood) for consumers at retail. Additionally, PACA agents must maintain or have access to records to verify COOL claims for each covered commodity.

For 2011, 85 COOL inspections were assigned and completed in Massachusetts 1 month ahead of schedule. The inspections included new record keeping guidelines from USDA which required additional records verification. Of the 85 inspections conducted, 21 stores were found to have findings (violations) for an overall compliance rate of 75%. This is a notable improvement from the previous year (2010) in which compliance was only 45%. For 2011, there was 1 COOL inspector and 1 COOL manager.

### FEED PROGRAM

Howie Vinton

Howie.Vinton@state.ma.us

(617) 626-1803

In 2011 the feed program reviewed and registered 10,553 products with receipts of registered products and late fees totaling \$1,063,000 which was an increase of \$53,900 from 2010 the previous year. There were 200 feed products sampled for crude protein, crude fat and crude fiber under the Truth in Labeling law. In addition, 2 chicken feeds were sampled for constituents for aflatoxin. Both samples

came back negative. One chicken feed was sampled for a constituent concerned about the amount of crude protein. The sample came back in favor of the manufacturer.

There were 101 letters issued to companies, 76 for unregistered products, with the remainder for label violations or unapproved ingredients. Four companies were issued Stop Sale orders and their products were taken off the shelves until payment was received. At the end of 2011, the Stop Sale Order to 1 company was still in place. Two companies were denied registration for unapproved ingredients.

### FERTILIZER PROGRAM

Bob Rondeau

Bob.Rondeau@state.ma.us

(617) 626-1804

During 2011, 68 companies were issued licenses to manufacture and distribute fertilizer in Massachusetts and over 3,200 products were registered as specialty fertilizers.

In addition 72 lime products were registered. A total of 349 samples of fertilizer products being offered for sale in Massachusetts were taken and tested for Nitrogen, Phosphorus and Potash. Assessment penalties in shortage of guaranteed levels were charged on 60 products of the lots sampled (17%) that were deficient totaling \$5,057 in fines collected and turned back to the farmers or submitted to the state's treasury. The tonnage tax is assessed and collected on a semi-annual basis. The total revenues for the Fertilizer program were in excess of \$400,000 for 2011. Unique to 2011 was the decision to categorize the effluent from anaerobic digestors as fertilizers, thus allowing for more streamlined permitting for the use of the materials.



### FRUIT AND VEGETABLE INSPECTION

Bob Rondeau

Bob.Rondeau@state.ma.us

(617) 626-1804

Demand for the Department inspection services continues to be primarily for exporting apples, with the majority



DIVISION OF CROP AND PEST SERVICES, cont.



of those being shipped to the United Kingdom, Canada and El Salvador. The Export Apple Inspection Program is of importance, primarily because of the demand for controlled atmosphere (CA) stored apples, including the valuable McIntosh variety. Apples for export are required to meet quality standards set forth by the US Export Apple Act and meet phytosanitary requirements of the importing country. In total, over 26,030 cartons of apples were certified as complying with the US Export Apple and Pear Act. There were receipts in excess of \$8,510 collected for apple export inspections.

**GOOD AGRICULTURAL PRACTICES (GAP)**

Bob Rondeau  
 Bob.Rondeau@state.ma.us  
 (617) 626-1804

There has been an increased focus on good agricultural practices (GAP) to verify that farms are producing fruits and vegetables in the safest manner possible. Third party audits are being utilized by the retail and food service industry to verify their suppliers are in conformance to specific agricultural best practices. The USDA Agricultural Marketing Service in partnership with the Department of Agricultural Resources offers a voluntary audit based program that verifies adherence to the recommendations made by the US Food and Drug Administration. There were 11 companies that applied for USDA GAP and GHP audits which resulted in 20 site visits, with 10 farms and/or packing facilities that passed. The program collected a total of \$2,646 in fees.

**NURSERY INSPECTION**

Phyllis Michalewich  
 Phyllis.Michalewich@state.ma.us  
 (617) 626-1801

The Nursery Inspection Program inspects and certifies nurseries and greenhouses annually. Inspectors of the Food Plant Plant Inspections conduct annual inspections of all certified nurseries in the Commonwealth to ensure that they are free of insects and diseases. All known growers and agents are required to be licensed annually. A grower's certificate is required to sell, exchange, give, deliver or ship within the commonwealth any tree, shrub or plant commonly known as nursery stock. An agent's license is issued to those who buy and sell nursery stock from certified nurseries throughout the country.

There were 367 nurseries inspected in 2011 and the top pests/pathogens identified during inspection were: Powdery mildew, Cedar apple rust, Leaf spot, and Slugs. The Department licensed 962 agents and 170 growers in 2011 for a total of \$81,500 in receipts. FPPI inspectors also conducted trace forward inspections at nurseries for boxwood blight and p. ramorum.

**PHYTOSANITARY INSPECTIONS**

Growers in the Commonwealth who export plant material and/or seed require inspections prior to shipping. The state and federal Phytosanitary Certificates are issued by the staff for shipment of plant and plant materials to other states and foreign countries certifying the shipment as being free from insects and disease.

In cooperation with the USDA - Animal and Plant Health Inspection Service (APHIS), Plant Protection and Quarantine, the Department conducts phytosanitary inspections and issues federal and state certificates. Staff inspected and issued 846 Federal Phytosanitary Certificates for the Boston and Amherst state duty stations using the USDA Phytosanitary Certificate Issuance and Tracking System's electronic application process for 2011. The Phytosanitary Certificates were issued for exports destined for 50 different countries including Canada, the United Kingdom, Australia, and the Netherlands which were the leading importers in that order. In addition, staff also issued 141 State Phytosanitary Certificates through the

## DIVISION OF CROP AND PEST SERVICES, cont.

USDA PCIT system in 2011 for the states of California, Maine, Florida, and Texas among others.

In addition the Program also inspects houseplants that are being moved to other states and 6 House Plant Inspections were conducted in 2011. Inspectors also conducted 4

post entry inspections of plants that were brought into the Commonwealth.

### PHYTOSANITRY CERTIFICATES

*USDA Plant Protection and Quarantine (PPQ) maintains the export program for the United States exporters of United States and foreign-origin agricultural commodities. The export program does not require certification of any exports, but does provide certification of commodities as a service to United States exporters. Plant Industries Inspectors may become an Accredited Certification Official (ACO) if they qualify by education or experience to become an ACO, and take a course and pass an exam. The Department conducts inspections and issues Phytosanitary certificates as a service to exporters in Massachusetts.*

*Phytosanitary certificates are issued to indicate that consignments of plants, plant products or other regulated articles meet specified phytosanitary import requirements of the country that is receiving the materials. Importing countries require phytosanitary certificates for regulated articles including commodities such as plants, bulbs and tubers, or seeds for propagation, fruits and vegetables, cut flowers and branches, grain, and growing medium. Phytosanitary certificates may also be used for certain plant products that have been processed where such products, by their nature or that of their processing, have a potential for introducing regulated pests.*

*One international exporter in Massachusetts, F.W. Schumacher exports tree and shrub seeds throughout the world. As a service to F.W. Schumacher a FPPI inspector goes weekly to the company facility to inspect the materials being exported and to issue a federal phytosanitary certificate for each shipment. Moreover, each country has different requirements for inspection and declaration on the federal phytosanitary certificate.*

*An example of the service that the Department provides to Massachusetts exporters, at no charge to them (actually the Department pays a fee to the USDA to be able to issue a certificate) Department inspectors will go out on inspections outside of normal business hours and on weekends or the plant material might die in transit.*



*An example of this service was a shipment sent via UPS, when either a UPS employee or a person at border removed the original phytosanitary certificate from the carton. When a phytosanitary certificate is lost, the receiving country either requires the phytosanitary certificate be replaced or a certified true copy of phytosanitary certificate be provided. A Department ACO went to F.W. Schumacher on the weekend and issued a replacement phytosanitary certificate.*

*The F.W. Schumacher company was able to scan the phytosanitary certificate and forwarded to border inspectors, which allowed immediate release of the impounded plant material waiting there. When there is a delay and company does not act promptly, the border inspectors place shipment aside and sometimes lose time and track of shipment which prolongs release, sometimes for weeks. The Department ACOs provide a very valuable service to numerous Massachusetts growers by issuing both federal and state phytosanitary certificates to allow them to export plant materials to foreign countries and states with import restrictions.*

## DIVISION OF AGRICULTURAL CONSERVATION AND TECHNICAL ASSISTANCE (DACTA)

### GERARD KENNEDY, DIVISION DIRECTOR

Gerard.Kennedy@state.ma.us  
(617) 626-1773

Working with the Divisions of Agricultural Markets, Animal Health, and Crop and Pest Services, the Division of Agricultural Conservation and Technical Assistance (DACTA) works to advance the conservation and utilization of agricultural resources through preservation, environmental stewardship, technology, technical assistance and education in order to enhance the viability of agricultural enterprises and safeguard natural resources.

DACTA delivers services to conserve agricultural lands and improve agricultural stewardship and use of natural resources; promote energy efficiency and use of renewable energy; and ensure economic competitiveness and profitability. These programs are supported by the Division's digital based information management systems and interaction with local, state, and federal partners.

### PROGRAM LISTING

- Agricultural Business Training Programs
- Agricultural Energy Grant Program
- Agricultural Environmental Enhancement Program (AEEP)
- Agricultural Preservation Restriction Program (APR)
- APR Improvement Program
- Aquaculture Program
- Composting Program
- Farm Energy Discount Program
- Farm Viability Enhancement Program
- Massachusetts Emergency Food Assistance Program (MEFAP)
- Massachusetts Farm Energy Program
- Matching Enterprise Grants for Agriculture Program (MEGA)
- Milkhouse Wastewater Pilot Program
- Mobile Poultry Processing Unit
- State-Owned Farmland Licensing Program



*Gerard Kennedy has worked at the Department of Agricultural Resources for over 13 years in a variety of technical assistance, funding, and program management positions including programs dealing with pesticides and water quality. He is the Commissioner's designee to the Water Resources Commission and chairs the Farm Technology Review Commission. He has been the director of DACTA since 2008.*

### STAFF LISTING

- William Blanchard, Compost Coordinator
- Sean Bowen, Food Safety and Aquaculture Specialist
- Rick Chandler, Agricultural Business Training Program Coordinator
- Christine Chisholm, APR Planner
- Delia Delongchamp, APR Stewardship Coordinator
- Michael Gold, APR Administrative Assistant
- Ron Hall, APR Program Coordinator
- Dake Henderson, GIS Specialist
- Barbara Hopson, Land Use Administrator
- Laura Maul, AEEP Coordinator
- Michele Padula, APR Planner
- Gerald Palano, Alternative Energy Specialist
- Craig Richov, Farm Viability Enhancement Program Coordinator
- Joao Tavares, Database Administrator



## DIVISION OF AGRICULTURAL CONSERVATION AND TECHNICAL ASSISTANCE (DACTA) cont.

### AGRICULTURAL BUSINESS TRAINING PROGRAM (ABTP)

Rick Chandler  
 Rick.Chandler@state.ma.us  
 (413) 548-1905

The Agricultural Business Training Program (ABTP) offered 5 courses between January and March, 2011:

- Two full business planning courses (“Tilling the Soil of Opportunity”) – Amherst and Marlborough – included a total of 25 farm enterprises with 30 individuals attending. To date, 318 farms have completed this course.
- Two “Exploring The Small Farm Dream” courses – Amherst and Marlborough – included a total of 25 enterprises with 38 individuals attending. To date, 86 potential farms have completed Explorer.
- One “Planning for Startup” course in Amherst drew 11 enterprises with 17 individuals attending. To date, 25 new farms have completed Planner.

Some trends observed in recent years of offering increasingly diverse agricultural business training courses continue:

- Many people are considering small scale commercial farming as a means to generate some income while fulfilling a dream to work the land and live an agriculturally related lifestyle. The Exploring the Small Farm Dream course has become our most popular offering because it tests the “dream” of farming against the realities of farm ownership, investment and hard physical work. Explorers seek to answer the question “Is farming right for me?”. About a third say yes, a third say they need to plan more for a delayed startup, and a third use the course to clarify that income-generating farming is not the right path for them – at least for now. All these outcomes are positive, because they better assure success for those that go on to farm.
- Those who do start/re-start farms in Massachusetts seldom grew up on that land, and most did not grow up on a farm anywhere, or, if they did, they left before

becoming fully involved in their parents’ operations. If they are “coming home” to the family farm, they often need new skills and have different ideas than those who came before. Enthusiasm shows in all of these course participants – and by the end of the course a healthy dose of reality about the uncertainties of their chosen new path and its potential rewards. Almost all “Planners” remark that they need lots of the kind of one-on-one professional help that was once common in New England (primarily through Cooperative Extension) and is just now starting to be seen as a need again.

- Existing farms continue to adapt to changing opportunities and needs. Retail in its many forms (CSA’s, Farmers’ Markets, Farm Stands, Mail Order and Social Media) remains most profitable if the farmers are well prepared for that intensive market. Interest in grant and loan programs is high to help cover the cost of changing infrastructure. Small-scale animal based agriculture, particularly with multiple value-added products (meat, cheese, yogurt, eggs, honey and tourism) is often considered as a viable option on pasture-rich land that was formerly the purview of many vanished wholesale cow dairies. Larger scale dairy and vegetable farmers seek ways to increase profitability by adding value (retail milk, cheese, ice cream, opening small farm restaurants, supplying other farm stands, extending the season at both ends, serving the local restaurant trade and source-conscious super markets). Often the remaining successful wholesalers seek out stable contracts (including nutrition based programs in schools and institutions), “hot” crop trends, selling to smaller retailers, and raising wholesale crops that thrive in our unique environment.

All of the participants taking MDAR courses are looking for change in one form or another. They are adapters and adopters of good ideas. They patch incomes and benefits together to make families work while coming to or staying on the land. Many feel valued in their communities for what they do, and they see a growing need to keep agriculture visible and viable closer to home.



## DIVISION OF AGRICULTURAL CONSERVATION AND TECHNICAL ASSISTANCE (DACTA) cont.

### AGRICULTURAL ENERGY GRANT PROGRAM (AG ENERGY)

Gerry Palano  
 Gerald.Palano@state.ma.us  
 (617) 626-1706

MDAR's Agricultural Energy Grant Program (Ag-Energy) is an annual competitive funding program with a goal to foster energy conservation and to fund agricultural energy projects in an effort to improve energy efficiency and to facilitate adoption of alternative clean energy technologies by Massachusetts farms. The Agricultural Energy Grant Program is now in its 5th year. Reimbursement grants of \$30,000 - \$50,000 have been awarded in the past but program requirements are revised on an annual basis, including technology priorities. Farms with less access to federal, state, and electric and natural gas energy efficiency incentive rebate and grant programs, as well as those that have had energy audits are encouraged to apply.

For the Ag-Energy's fiscal year 2012 cycle, 59 proposals were received in response to MDAR's Ag-Energy Request

For Response (RFR), with requests totaling over \$1.2 million dollars. Available program funds for fiscal year 2012 were approximately \$455,000 with program criteria limiting individual proposals to a maximum of \$30,000. Program criteria prioritized once again selective energy efficiency and renewable energy technologies, including those relevant to the dairy, maple syrup and nursery sectors. Ultimately, and with thanks to the many farms who worked together with MDAR toward this effort, 32 proposals were able to be selected and awarded funds for project implementation. Of these, 13 were energy efficiency and 19 were renewable energy projects. Predominant among energy efficiency projects were: dairy parlor equipment upgrades, including plate coolers, refrigeration heat recovery and variable speed driven vacuum pumps; maple syrup processing equipment upgrades including reverse osmosis (RO) machinery and evaporator heat recovery; and nurseries including thermal blankets and higher efficiency and biomass boilers. Photovoltaics (PV) dominated the renewable energy projects, with installation capacities ranging from 3 kW up to 103+ kW.

### DUAL USE OF LAND FOR GROUND-MOUNTED PV ON FARM LAND

*MDAR is extremely sensitive to the food-clean energy-water nexus in regard to the installation of new farm energy projects. We teamed up with the Mass Clean Energy Center to help fund a dual use of land concept at UMass Amherst's South Deerfield Agronomy Station which we hope will inspire farm owners, installing contractors and developers alike to practice holistic design-engineering when planning their projects. We all need to balance the local need for food, clean energy and clean water. Here is our featured project:*

*The road toward cleaner, environmental solutions is challenged at times with competing goals. From an agricultural perspective, none is more evident than with the placement of ground-mounted PV systems. On*

*the one hand the recognition of the promising health and socio-economic benefits derived from fresh, locally grown and raised foods has seen a phenomenal increase in consumer supported agriculture (CSAs), farmers' markets, farm stand*



## DIVISION OF AGRICULTURAL CONSERVATION AND TECHNICAL ASSISTANCE (DACTA) cont.

### DUAL USE OF LAND FOR GROUND-MOUNTED PV ON FARM LAND, cont.

sales, and local food offerings in our restaurants and supermarkets. This has also meant an increase in demand and preservation for local rich and fertile food grade land. On the other hand, the same recognition of the promising health and socio-economic benefits derived from local, distributed clean energy systems has also meant an increased demand for local land resources, sometimes those very same rich and fertile food grade lands.

The acknowledgement of this competing interest issue is leading toward some creative and cost-effective solutions. Several local design-build PV installation firms have worked with farms and MDAR by locating ground-mounted PV systems away from food grade land, placing these systems on non-producing or marginal soils or locating them on dedicated centralized poles or sloping roof structures that can also serve as storage facilities. UMass Amherst's Agronomy Lab (Crop and Animal Research Farm, South Deerfield, MA) hopes to demonstrate a different tactic – mounting PV on columns high enough and spaced apart enough to allow room underneath and adequate sunlight penetration for animal grazing and the raising of crops.

As proposed to MDAR's AgEnergy Grant Program by Professor Stephen J. Herbert, Ph.D., Director for the UMass Research facility, the 70 panel, 16.45 kW PV project purpose is three-fold: 1) to examine and document the results of

implementing ground-mounted solar energy technology on farm land while simultaneously producing a crop; 2) to produce an electric power source to offset power usage at the research farm and; 3) to show how this type of PV can be implemented by a farm cost effectively. Project measurements of ambient light levels and plant matter as well as economic analyses will provide a meaningful evaluation of plant growth effects and the benefits to farmers, energy producers and environmental groups alike. The inclusion and experience of private sector team members for the project, including Michael Lehan, Director of Berkshire Management Group, and David Marley, Manager, Diversified Construction Services, LLC, will bring a combination of academia and commercial businesses interests working toward a real world common solution.

Once again, collaboration is a key ingredient to implementing these projects. UMass Amherst raised funding for this effort from a combination of sources, including the MA Society for Promoting Agriculture, UMass Extension, MA Agricultural Experiment Station, the Massachusetts Clean Energy Center (MassCEC) and MDAR. MDAR is thankful for UMass and their team's efforts and is hopeful this project will raise awareness for farms, clean energy businesses and the general public of the importance for preserving our limited, rich food grade land for our local food needs while at the same time demonstrate how this creative dual land use solution can also contribute to our as important need for environmentally clean energy.

### AGRICULTURAL ENVIRONMENTAL ENHANCEMENT PROGRAM (AEEP)

Laura Maul  
 Laura.Maul@state.ma.us  
 (617) 626-1739

The Agricultural Environmental Enhancement Program (AEEP) is a competitive grant program that provides financial support to agricultural operations to help implement conservation practices intended to protect the Commonwealth's natural resources by the prevention or mitigation of pollution that may arise from agricultural practices. From 1999 through 2011, the program has funded 389 projects statewide that improve water quality, conserve water, reduce greenhouse gas emissions, and

conserve energy. Growers and producers have received over \$4.5 million dollars to help them address environmental concerns on their farms. In the first half of 2011, 34 projects were funded totaling \$421,276. In the second half of the year, another 35 farms were selected, and are expected to be funded in the amount of \$475,000 in 2012.

Projects are selected based upon their potential to positively impact the most sensitive resource areas including drinking water supplies, wetlands, Department of Environmental Protection (MassDEP) priority water bodies, and Areas of Critical Environmental Concern.

A particular strength of AEEP is its ability to complement federal funding from the Natural Resource Conservation Service (NRCS) Environmental Quality Improvement

## DIVISION OF AGRICULTURAL CONSERVATION AND TECHNICAL ASSISTANCE (DACTA) cont.

Program for environmental practices on farms, thus enabling the completion of, for example, a costly manure management structure that otherwise the farmer could not afford to complete.

In addition, many operations choose to purchase the materials for their projects from local suppliers, as well as using local labor sources in the completion of their construction projects. By doing so, AEEP is also contributing indirectly back to the local economy by acting as a revenue source in the purchase of local materials, and in job creation, as various sources of labor are required to complete these projects.

Examples of funded projects include the installation of manure management systems, pesticide storage facilities, fencing to keep livestock out of wetlands, energy efficient pumps, trickle irrigation, automated irrigation, and water control structures.

### AGRICULTURAL PRESERVATION RESTRICTION PROGRAM (APR)


Ron Hall  
 Ronald.Hall@state.ma.us  
 (413) 548-1904

The Department of Agricultural Resources' Agricultural Preservation Restriction Program (APR) was established in 1977 and is considered one of the first volunteer programs for farmland protection in the United States. The primary purpose of the APR program is to preserve and protect agricultural land, including soils, as a finite natural resource from being built upon for non-agricultural purposes or used for any activity detrimental to agriculture. Further, the program was designed to keep APR land values at a level that can be supported by the land's agricultural uses and potential.

During the calendar year 2011, the APR program protected 14 farm projects covering over 629 acres. In doing so, the program passed the milestone of acquiring its

### RAINWATER COLLECTION SYSTEM FOR IRRIGATION

*In 2011, the Department contributed \$6,745 towards the installation of a rainwater collection system for the purpose of crop irrigation on a 4-acre farm. Although AEEP funds up to \$30,000, this is an example of a project that was on the smaller scale of funding that still has a considerable amount of water conservation associated with it. This farm was able to use the gutters on 3 of their farm buildings to collect rainwater into 3,430 gallon storage tanks.*



*From there the rainwater from each tank could be pumped into a large 2,400 gallon tank and into the irrigation system for their fields. This collection system is able to collect over 800 gallons of water from a ½ inch rainfall event. Based on their town's rainfall, this represents over 80,000 gallons of water saved annually.*

*This collection method fits the goals of AEEP by conserving water used by traditional irrigation methods while still allowing the farmer to grow and irrigate the crops.*



800<sup>th</sup> APR property. This raises the total farm properties enrolled to 804 while protecting 67,178 acres of farmland. The program does operate on a fiscal year (which begins July 1st and ends June 30th) and had closed an unusually high number of nine projects in December of 2010. The program's efforts for the calendar year resulted in leveraging approximately \$3,567,250 of federal investment into the state's future preservation goals. An additional \$1,288,840 in local contributions and \$906,940 in applied federal contributions were also leveraged resulting in almost a 2



## DIVISION OF AGRICULTURAL CONSERVATION AND TECHNICAL ASSISTANCE (DACTA) cont.

to 1 value on the Commonwealth's investment. When all sources are considered, the state received \$2.15 in current or future preservation value for every \$1.00 expended.

Projects often require 18 to 24 months to go from application to closing. Bringing projects into the program requires evaluating the resource, appraising the property, performing due diligence, and working with the land owner to ensure the program will enhance the fulfillment of their legacy and agricultural goals. At the close of 2011, the APR program still had 53 projects that had been worked through the first stage (resource evaluation) and 31 projects involving nearly 1,100 acres that were ready to move through due diligence toward closing a restriction project. Many of these projects will come to fruition in 2012, attracting an additional federal investment of between 6 and 7 million dollars through USDA's Farm and Ranch Land Protection (FRPP) program.

The program's stewardship effort is a growing segment of work for the program as baseline documentation and continuing monitoring are key components for all APR projects, past and future. In 2011 we completed 104 Baseline Documentation Reports against which staff can compare future monitoring to determine the type and extent of changes that occur on the protected land. Monitoring field visits are performed at regular intervals and collect information similar to that found in the Baseline Report. Spot monitoring visits are conducted as the need arises, gathering detailed information relative to a specific concern that may be occurring. In 2011, we performed 158 required monitoring visits through a partnership developed with the Natural Resource Conservation Services and the Massachusetts Association of Conservation Districts. Additionally, 15 spot monitoring visits to gather information on a range of potential issues were conducted in a separate pilot.

As working landscapes, farms require more engagement to ensure that changes that are required to enhance a farm's likelihood of

success as it grows or responds to market conditions are addressed in ways that do not conflict with the preservation goals outlined when that farm entered into the APR program. The Agricultural Lands Preservation Committee (ALPC), which by statute includes 9 voting members, addresses non-family transfers of protected land by granting waivers, requests for agriculturally related structures or improvements by issuing Certificates of Approval (COA) or to engage, limitedly, in a non-ag related activity under a Special Permit. In 2011, 15 Waivers were approved, along with 25 COAs and 1 Special Permit.

### APR IMPROVEMENT PROGRAM (AIP)

Melissa Adams  
Melissa.AdamsAIP@gmail.com  
(413) 268-8269

The APR Improvement Program (AIP), modeled after the Department's successful Farm Viability Enhancement Program, was initiated in 2009. The program provides business planning, technical assistance, and grants to farms that have farmland already protected from development

#### CARTER AND STEVENS FARM

*Carter and Stevens Farm in Barre is the largest pasture-based dairy farm in Massachusetts with 750 acres in agriculture and 440 acres in managed woodland. The third generation is active on this 75-year old family farm, milking 90 cows, but they were faced with outdated, aging infrastructure and environmental concerns from runoff due to poor siting. AIP funds are being used to build a new milking parlor that will be powered entirely with solar and wind energy. The project will also include a vegetated filter system to treat milkhous waste, a manure*



*management system, and new dairy barn with NRCS assistance and funding. This new, relocated dairy facility will make operations clean and efficient, allow expansion of the herd to increase productivity, and retain jobs for the family and the surrounding community.*



---

## DIVISION OF AGRICULTURAL CONSERVATION AND TECHNICAL ASSISTANCE (DACTA) cont.

through the Department's Agricultural Preservation Restriction (APR) Program. The program aims to help participating commercial farms stay profitable and sustainable, in order to help keep APR land in active agricultural use, thus enhancing the significance of these farm operations and their contribution to the state's agricultural industry.

In 2011, 12 farms were selected to participate in AIP, receiving a total of \$68,487 in technical assistance (an average of \$5,707 per farm). Eleven farms completed business plans and received total grant funding of \$750,000 (an average of \$68,181 per farm). Participating farmers, owning a combined total of 1,731 acres of APR land, contributed an estimated total of \$340,365 of their own funds to implement identified infrastructure improvement projects which included: barn and farmstand improvements; a new cheese processing plant; a new milking parlor; a vegetable packing and storage facility; relocation of feed storage bunkers and dairy barn reconfiguration; orchard replanting; revival of sugaring operation; reseeding of hay fields; and the purchase and installation of a greenhouse. As a result of these improvements, 104 jobs were retained and 25 new jobs created (15 full-time and 10 part-time).

By statute, at least one of the following AIP objectives must be met by a participating farm to receive AIP funding, and at least 4 of these 6 objectives were met by all 21 farms participating in the first two years of the program:

- 1) improve the economic viability of the farm
- 2) retain or create private sector jobs and tax revenue either directly or indirectly associated with a farm business
- 3) improve farm productivity and competitiveness
- 4) expand farm facilities as part of a modernization or business plan
- 5) support renewable energy or environmental remediation projects on farms; or
- 6) expand and support markets and infrastructure to strengthen the farming industry

In the second half of 2011, AIP received 27 applications and selected 13 for participation.

### AQUACULTURE PROGRAM

Sean Bowen

Sean.Bowen@state.ma.us

(617) 626-1724

The Aquaculture Program is committed to promoting the responsible culture of aquatic organisms. With 300 shellfish farms and over a dozen finfish farms, (annually producing \$18 million worth of oysters, clams, scallops, barramundi and trout), the state's aquaculture industry produces some of the finest farm raised seafood in the country.

As a unique realm of the agriculture world, the aquaculture industry is often required to overcome its own special set of hurdles. From regulatory review to marketing assistance, the Aquaculture Program's mission is to support environmentally sustainable, economically efficient production of aquatic and marine organisms. During 2011, the program's assistance focused on many issues, ranging from agricultural food safety, to municipal assistance, to the integration of the aquaculture sector into the Commonwealth Quality Program (an exciting initiative designed to recognize the industry, while encouraging food safety and environmental stewardship).

The Aquaculture Program looks forward to assisting the Massachusetts aquaculture industry during 2012, and strives to help this agricultural sector become increasingly efficient and environmentally sustainable.

## DIVISION OF AGRICULTURAL CONSERVATION AND TECHNICAL ASSISTANCE (DACTA) cont.

### COMPOSTING PROGRAM

William Blanchard  
 William.Blanchard@state.ma.us  
 (617) 626-1709

Agricultural composting is defined in 310 CMR 16.05(4) (c). as "A composting operation for agricultural wastes when located on a farm engaged in "agriculture" or "farming" as defined in M.G.L. c. 128, s. 1A." Such composting operations may, in addition to agricultural wastes, utilize the following compostable materials, provided the operation is registered and complies with policies of the Department of Agricultural Resources:

- Leaf and yard waste
- Wood wastes
- Paper and cardboard
- Clean compostable (i.e. thin) shells
- Non-agricultural sources of manures and animal bedding materials
- Less than 20 cubic yards or less than 10 tons per day of vegetative material; and
- Less than 10 cubic yards or less than 5 tons per day of food material

In 2011 the Department had 64 Registered Agricultural Compost Sites. The program is responsible for registering new agricultural compost sites as well as renewing existing sites annually. During the course of the year the program coordinator works with personnel from federal, municipal and other state agencies to address concerns that arise in regard to the operation of sites registered by the Department.

### FARM ENERGY DISCOUNT PROGRAM

Linda Demirjian  
 Linda.Demirjian@state.ma.us  
 (617) 626-1733

The Farm Energy Discount Program provides discounts on electricity and natural gas bills of 10% to eligible entities engaged in production agriculture. Subject to certification by the Department, persons or corporations determined to be principally and substantially engaged in the business of production agriculture or farming for an ultimate

commercial purpose will, upon written application, be eligible for a 10% discount on rates.

Upon determination that the applicant qualifies for the Farm Discount, the Department will certify to the appropriate power supplier (either electricity or natural gas) that the applicant meets the requirements for the Farm Discount. The discount is not available for propane or fuel oil accounts.

In 2011, over 1,300 farms were enrolled. With a conservative estimate of \$5,000/yr average for electric/natural gas expenditures, 10% savings = \$650,000 for 2011 alone.

For 2011 the Department introduced a new online system to allow participants to manage and update their accounts. The goal is to eventually reach a point where the Department's role in implementing the Farm Energy Discount Program is primarily conducted electronically.

### FARM VIABILITY ENHANCEMENT PROGRAM

Craig Richov  
 Craig.Richov@state.ma.us  
 (617) 626-1725

For 16 consecutive years, the Farm Viability Enhancement Program has been an important part of MDAR's farmland protection and agricultural economic development strategy. The program is an innovative effort that integrates technical assistance and business planning along with access to capital and farm land preservation.

During 2011, the Farm Viability Enhancement Program provided technical assistance to 19 farms, with 19 completing business plans. Eighteen farms received funding for modernization, capital improvements and to improve production and marketing efforts. These farms were placed under 5-10 year Agricultural Covenants protecting 1,949 acres. The Program impacted an additional 1,300 acres of leased land under participants' management. Fiscal year 2011 spending was \$984,500 in direct grants to farms and just over \$140,000 was spent on technical assistance costs to consultants and business plan writers. The 18 farms invested additional capital of \$343,000 for an average participant investment of \$28,583.

DIVISION OF AGRICULTURAL CONSERVATION AND TECHNICAL ASSISTANCE (DACTA) cont.

**ANTHONY VAN WERKHOOVEN OF BLANDFORD**

*Participating in MDAR's Farm Viability Program, Anthony van Werkhoven of Blandford placed 410 acres under a 10 year Agricultural Covenant.*

*This diversified farm produces hay on 30 acres for cash sales and to support a small herd of cattle sold for beef. There are about 5 acres in Christmas trees of which about 200 trees are sold each year as 'cut-your-own.' Pulpwood and firewood are harvested and sold as part of the on-going timber stand improvement program taking place at the farm. Hardwood logs and saleable softwood trees on the farm are milled and sold locally. Business planning indicated sales of log length firewood and sawn lumber show the best potential for return. Equipment upgrades, and improving a site along with construction of a permanent structure for the portable saw will allow the farm to increase sales of these products by threefold.*



**MASSACHUSETTS EMERGENCY FOOD ASSISTANCE PROGRAM**

Craig Richov  
 Craig.Richov@state.ma.us  
 (617) 626-1725

The program enables the 4 regional food banks in Massachusetts—The Greater Boston Food Bank, The Food Bank of Western Massachusetts, the Worcester County Food Bank and the Merrimack Valley Food Bank—to purchase food from manufacturers, distributors and farmers. All the food is then distributed to a network of over 800 food pantries, soup kitchens and shelters. Through the program, a consistent supply of quality, nutrient-dense foods and locally grown fresh produce is provided to citizens in need in the Commonwealth. The Greater Boston Food Bank administers the program for all 4 food banks. Funding is provided from the Massachusetts Department of Agricultural Resources through a line item in the annual budget.

Since the Farm Viability Program was initiated in 1996, some 362 farms have been protected by 5 or 10 year covenants ensuring that 34,453 acres contribute to our agricultural industry. In total these farms received grant awards of \$14,856,272 or a cost for protecting farm land for about \$431 per acre. Most impressive is the fact that over 99% of participating farms remain in agriculture today. And 73% of farmers in the Program invest additional capital beyond the grant amount to implement business improvement strategies. The average additional investment is nearly \$32,000 per farm.

For fiscal year 2012, the FVEP received 36 applications and 19 had been selected for participation. Applications are accepted from April through June each year.

Due to a reduction of federal funding, the State Legislature established the Massachusetts Emergency Food Assistance Program (MEFAP) in 1994. Initial funding in 1995 was just under \$1 million for food purchases. Support had steadily increased to a high of \$12 million in fiscal year 2009. For fiscal year 2011, the MEFAP budget was \$11.5 million.

The Massachusetts Department of Agricultural Resources oversees the purchase of food and in fitting with the Department's mission, it encourages spending on local foods like farm fresh produce, and locally produced and processed foods. The "Massachusetts Grown Initiative" earmarks a portion of the budget each year for the purchase of products from Massachusetts farmers, giving our local growers and producers another market and helping our hungry neighbors by providing nutritious, fresh produce. For 2011, \$690,000 worth of fruit, vegetables, eggs and dairy products were purchased from Massachusetts farmers and distributed through MEFAP. Among the most popular of these fresh high quality items were milk,

## DIVISION OF AGRICULTURAL CONSERVATION AND TECHNICAL ASSISTANCE (DACTA) cont.

apples, sweet corn, potatoes, onions, peppers, squash, and collard greens.

The Massachusetts Regional Food Bank system includes The Food Bank of Western Massachusetts, The Greater Boston Food Bank, Merrimack Valley Food Bank, and Worcester County Food Bank. Each is a private, nonprofit 501(c) 3 corporation that provides surplus, salvaged, and other donated foods. Service area population and poverty statistics developed by the U.S. Census Bureau were used to determine the allocation of MEFAP funds to the 4 food banks..

### DISTRIBUTION OF MEFAP FUNDS AMONG MASSACHUSETTS REGIONAL FOOD BANKS

Food Bank	Location	Share Recieved
Food Bank of Western Massachusetts	Hatfield	15.17 %
Greater Boston Food Bank	Boston	64.66 %
Merrimack Valley Food Bank	Lowell	8.33 %
Worcester County Food Bank	Shrewsbury	11.84 %

Percentages based on America's Second Harvest statistics

### MASSACHUSETTS FARM ENERGY PROGRAM

Gerry Palano

Gerald.Palano@state.ma.us

(617) 626-1706

Jess Cook, MFEP Program Manager, BPRC&D

(413) 256-1607

jesscook@berkshirepioneererrcd.org

www.berkshirepioneererrcd.org/mfep

The Massachusetts Farm Energy Program is a collaborative statewide effort, implemented by Berkshire-Pioneer Resource Conservation and Development Area, Inc. (BPRC&D) since its launch in 2008 in partnership with USDA-NRCS and MDAR. The project aims to increase on-farm energy conservation and efficiency, promote renewable energy solutions for farm enterprises, reduce agricultural greenhouse gas emissions, and improve farm viability through economical energy upgrades.

MFEP provides a full service technical assistance program helping agricultural producers - across agricultural sectors - leveraging an average of 65% of total energy project costs. Ninety-six farms have installed projects with average annual energy savings of \$6,500 per project (saving over \$620,000 annually for MA farms), helping to improve the viability of agricultural businesses across the state.

In 2011, MFEP served 179 Massachusetts farms with technical and financial assistance, and partnered with federal and state agencies, public utilities, and non-profits to develop farm energy projects - with 30 farms successfully implementing - throughout the state.

#### Environment

Installed projects in 2011 alone resulted in annual savings of over 170,839 kWh electric; 40,931 gallons of fuel oil; and 39 cords wood, reducing agricultural emissions by over 3,500 tons of CO2.

#### Economics

MFEP leveraged \$725,000 in federal, state, and ratepayer funds, and committed \$46,000 in MDAR incentives funds to energy efficiency and renewables projects in 2011. This year's farm energy projects resulted in annual energy savings of over \$138,500 - helping farms create and maintain



## DIVISION OF AGRICULTURAL CONSERVATION AND TECHNICAL ASSISTANCE (DACTA) cont.

jobs, and reinvest savings into the farming operation and local economy.

In 2011 the Massachusetts Farm Energy Program expanded technical resources available to farmers. BPRC&D provided technology-specific information and funding referrals through workshop series, conferences, and networking events. Over 100 farmers participated in MFEP training activities (energy efficiency for dairy, maple, and refrigeration, as well as solar thermal and other renewable technologies) with CISA, NOFA, and other partner organizations. MFEP staff also provided one-on-one mentoring to many farms preparing to submit projects for MDAR's AgEnergy Grant Program and USDA's Rural Energy for America Program (REAP).

Investment decisions are important for farms. MFEP provides essential resources for farmers to make informed decisions on their energy projects, including targeted MFEP audits and public utility audits that outline recommendations and payback periods and fulfill funding requirements. MFEP also developed the Massachusetts Farm Energy Best Management Practice Guides organized by sectors (dairy, greenhouses, vegetable farms and orchards, and maple sugaring) as well as for renewable energy considerations for farms. These guides are based on Massachusetts-scale data, and are available online via farm agency partners as a first step for research farm energy opportunities.

### MATCHING ENTERPRISE GRANTS FOR AGRICULTURE (MEGA) PROGRAM

Kate Hayes  
 Mega.Coordinator@gmail.com  
 (413) 559-0949

The Department introduced Matching Enterprise Grants for Agriculture in 2010 under the Farm Viability Program umbrella. This program aims to provide assistance to new and beginning farm enterprises (1 to 5 years in operation) that aspire to have commercially viable farm businesses. By targeting this group of farmers, the Department has recognized the importance of beginning farmers to the Commonwealth's agricultural industry, and is filling a gap in services. The growth of new farms has been evidenced

### LANGWATER FARM, NORTH EASTON

*Langwater Farm participated in the pilot round of the Matching Enterprise Grants for Agriculture (MEGA) Program. The young farm owners were in their first year of operation at the time they applied to the program. After a successful year producing crops for their CSA, farm stand and farmers' markets, the farmers determined that to be able to grow the business and meet demand, they would need to invest in several pieces of labor-saving equipment. The MEGA Program provided matching funds to help with the purchase of a vacuum planter, mulch layer and tractor. With the time saved and efficiencies gained from utilizing this equipment, the farm went from having 5 acres in production in 2010 to 18 acres in 2011.*



by the strong response to the Department's beginning farmer agricultural business training programs, as well as the 2007 USDA Agricultural Census. However, farmers with less than 5 years experience are usually not eligible for other federal or state farm viability programs.

The purpose of MEGA is to provide business planning and technical assistance along with a modest infusion of capital to new farmers who have the potential to expand productivity and/or commercial significance. MEGA participants can receive grants up to \$10,000 that they must match in cash on a one-to-one basis. Because many new farmers lease rather than own farmland, there is no land protection component to MEGA. Grant and matching funds must

## DIVISION OF AGRICULTURAL CONSERVATION AND TECHNICAL ASSISTANCE (DACTA) cont.

be spent on equipment or infrastructure improvements that will have a demonstrable positive impact on future economic viability.

In early 2011, \$80,000 was spent on grants to 8 pilot round farms. An additional \$30,000 was spent on technical assistance consultations and business planning. In the last half of 2011, 30 farms applied and 13 were selected to participate in the fiscal year 2012 round. Business planning and technical assistance to these farms is currently underway. It is anticipated that grants will be disbursed in early 2012. The next open application period for MEGA is expected to be announced in April 2012.

### MILKHOUSE WASTEWATER PILOT PROGRAM

Gerard Kennedy  
 Gerard.Kennedy@state.ma.us  
 (617) 626-1773

The pilot program for management of milkhouse wastewater continued through 2011 and was in the process of being extended at the year's end until 2014. The purpose of the pilot program is to collect data to demonstrate the effectiveness of above ground wastewater management systems, such as bark beds or vegetated treatment areas in managing milkhouse wastewater (MHW). Non-sanitary wastewater, such as MHW, is considered to be "industrial waste" by MassDEP regulations. Since MHW fits into this designation, any discharge of MHW to the ground violates MassDEP regulations to protect groundwater.

Milkhouse wastewater includes wastewater that is generated through the processing of dairy products such as milk, cheese, ice cream, and yogurt that are customarily disposed of by dairy operations.

The pilot program will evaluate the effluent characteristics of MHW and the efficacy of vegetated treatment areas that are installed and maintained in accordance with the NRCS Conservation Practice Standard. Two farms ("Pilot Farms") are participating in a monitoring study as part of the pilot program. Other farms ("Grantee Farms") that install vegetated treatment areas to manage milkhouse wastewater will be required to participate in the pilot program.

In 2011, 10 farms in total were participating in the pilot program of which 6 had vegetated treatment areas. Two farms implemented bark mound systems with 2 more in development.

To participate in the program, farms must execute a written agreement with MDAR to install and maintain the vegetated treatment areas in accordance with all requirements and standards set forth in NRCS Code 635. The pilot program will last for three years. At the end of the pilot, the results of the monitoring program will be evaluated in order to determine the extent to which discharge to vegetated treatment areas complies with existing regulatory requirements. As part of the agreement, MassDEP will extend enforcement forbearance to pilot program participants for the term of the agreement.

In 2011 the pilot program was modified to exclude the use of vegetated treatment strips over the winter months until the results of monitoring provide sufficient evidence for their efficacy when the ground is frozen.

### MOBILE POULTRY PROCESSING UNIT

Sean F. Bowen  
 Sean.Bowen@state.ma.us  
 (617) 626-1724

With a great and increasing demand for locally produced meat, the poultry producers in Massachusetts have been constricted by the absence of USDA inspected slaughter facilities, a fact which nearly prohibits the sale of their poultry. Several years ago a multi-agency pilot program was created to enable Massachusetts poultry producers to slaughter their own chickens and offer them for sale commercially.

Many of the statutes and regulations governing the slaughter of poultry in Massachusetts do not directly apply to on-farm slaughter, and the MPPU in particular. In 2011, in an effort to address this, Department of Public Health regulations were modified, and the Mobile Poultry Processing Unit gained more formal acceptance among the participating departments. With this regulatory change, the MPPU left the 'pilot' stage and entered the 'policy' stage.

## DIVISION OF AGRICULTURAL CONSERVATION AND TECHNICAL ASSISTANCE (DACTA) cont.

In addition to facilitating very small scale poultry production, the MPPU has the effect of training a new generation of farmers who are ‘relearning’ the skill of poultry slaughter, a skill which has been eroding with each generation. Farmers who use the MPPU are well poised to build their own “bricks and mortar” slaughter facilities on their farms, which could allow them to increase their production and profitability.

During 2011, MDAR staff assisted in presenting MPPU trainings, combining efforts and expertise in the fields of animal health, composting, and food safety. Additional assistance was offered on-farm, throughout the season, to both MPPU and “bricks and mortar” slaughter facilities by MDAR staff.

### STATE-OWNED FARMLAND LICENSING PROGRAM

Barbara Hopson  
 Barbara.Hopson@state.ma.us  
 (413) 548-1906

Since its creation in the Department in 1974, MDAR has been making “vacant public lands” available to groups and individuals for farming and community gardening. The “vacant public lands” of primary concern were the former state hospital farmlands which were left abandoned or under utilized when the Department of Mental Health (DMH) and Public Health (DPH) shut down their institutional farms in the 1960’s and 1970’s. Towns in which these institutions were located soon began requesting the “vacant” land for housing projects, town garages, etc. The Department’s goal was two-fold: to provide some level of protection for these state-owned farmlands (which have a high percentage of prime agricultural soils), and to ensure that they were used to their fullest potential.

#### Program Goals:

- **Promotion of Sustainable Farming and Agricultural Markets:** The State-Owned Farmland Program makes land available to established commercial farmers as well as new entry farmers. These lands are used to augment privately owned agricultural land for a variety of agricultural enterprises such as livestock and dairy

production, vegetable farms, and pick-your-own operations

- **Protection of Agriculturally Productive Lands:** Agricultural land legislatively transferred to the Department totaled 680 acres in 2011 and is protected under Article 97 of the Massachusetts Constitution as conservation land
- **Development of a Framework for Sustainable Growth, Sustainable Development and Environmental Protection:** Land declared surplus to state agency needs generally contains viable agricultural land as well as non-agricultural land which may be suitable for limited development. The State-Owned Farmland Program works closely with other state agencies as well as private entities to develop comprehensive land use plans that incorporate agricultural land and development

For 2011, MDAR maintained agricultural license agreements with 15 farmers in 6 counties. State-owned farmland parcels are located in Agawam, Danvers Agricultural Reserve, former Grafton State Hospital, Lakeville, Middleborough, Northampton Agricultural Reserve, Westborough State Hospital, Western Massachusetts Hospital, and land in the Wachusett Watershed.





---

## APPENDIX 1: STATE RECLAMATION AND MOSQUITO CONTROL BOARD

### INTRODUCTION

The State Reclamation and Mosquito Control Board (the Board) oversees mosquito control in Massachusetts. Its legal authority is derived from statute, specifically Chapter 252 of the Massachusetts General Laws. The Board is housed in the Massachusetts Department of Agricultural Resources (MDAR) in Boston and composed of 3 members. Each member represents a particular state agency including the Department of Agricultural Resources (MDAR), Department of Conservation and Recreation (MDCR), and Department of Environmental Protection (MassDEP). The MDAR member serves as Chairman. Overall, in its oversight capacity, the Board establishes administrative and technical policy, guidelines, and best management practices (BMPs) to insure that mosquito control programs are effective and safe.

Historically, mosquito control grew out of public interest to control mosquitoes both on the seacoast (to foster tourism) and inland areas primarily to reduce the severe annoyance and nuisance caused by these pestiferous insects. During 1923, the State Reclamation Board was established to succeed the work of the State Drainage Board. Shortly thereafter, legislation was established to help municipalities and groups of cities and towns in the Commonwealth to organize under the direction of State Reclamation Board to conduct mosquito control. All mosquito control activities and work in Massachusetts is performed pursuant to the provisions of Chapter 252 of the M.G.L. and a number of other special acts of legislation called the Acts and Resolves. The Board is authorized to appoint commissioners whose mandate is to carry out mosquito control work at the local level under the aegis of the Board with such known methods as in the Board's opinion will affect the greatest measure of relief.

### THE BOARD AND MOSQUITO CONTROL

Today, the infrastructure of mosquito control remains the same, but its mission has evolved to include something more than just alleviation of annoyance and nuisance caused by mosquitoes. Today, mosquito control activities serve a vital public health function. Of the 51 species of mosquitoes found here, several species (*Aedes vexans*, *Coquillettidia perturbans*, *Ochlerotatus canadensis*, *Culex pipiens*, and *Ochlerotatus japonicus*) are linked or

suspected of carrying arboviruses such as West Nile virus (WNV) and Eastern Equine Encephalitis virus (EEEV).

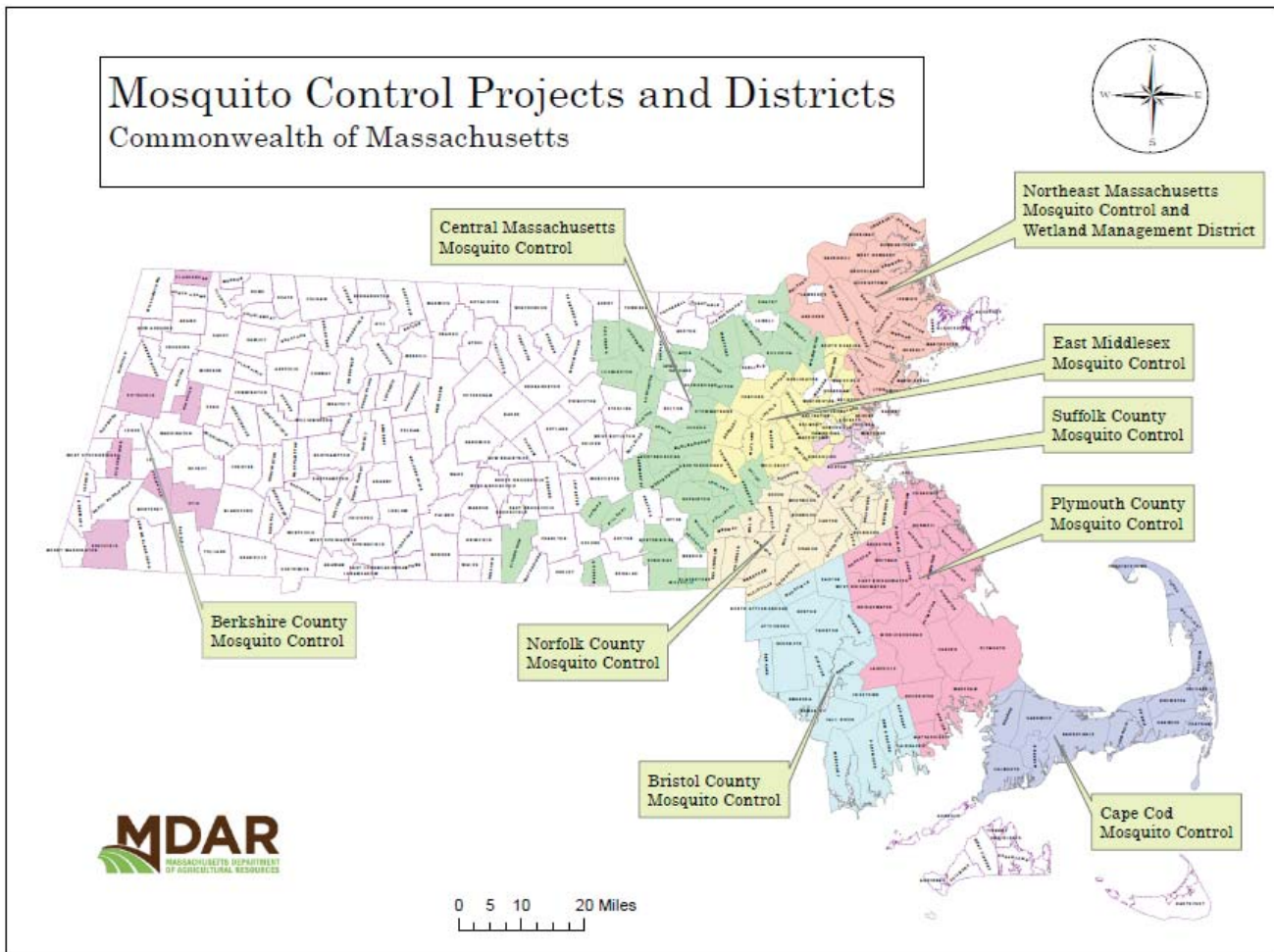
Mosquito-borne illness such as EEEV and WNV pose a real threat to the citizens of Massachusetts. As a result, the Board and the regional mosquito programs work closely and in collaboration with the Massachusetts Department of Public Health. Each year mosquitoes are collected and submitted for laboratory testing for the purpose of identifying areas at risk of mosquito-borne disease and to guide decision making. In addition to the health threat, today's mosquito control programs bear the challenge and responsibility to conduct a balanced approach to control mosquitoes called Integrated Pest Management; a strategy that controls mosquitoes effectively and at the same time take into account minimizing environmental impacts. Mosquito control programs use an approach known as Integrated Pest Management or IPM. Ultimately, these efforts impact the quality of life of Massachusetts citizens.

IPM includes a variety of strategies such as monitoring for both immature and adult mosquitoes. IPM helps the mosquito control programs to make intelligent decisions on how best to control mosquitoes in various areas while at the same time minimizing impacts to the environment. IPM identifies, documents, and corrects conditions conducive to development of mosquitoes. IPM establishes outreach efforts to educate the public on how best to reduce of sources of mosquitoes in and around their property. IPM include the use of biological control methods such open marsh water management (OMWM) to increase fish and birds on salt marsh areas. IPM involves the judicious use of pesticides using lower risk products such as environmentally acceptable larvicide (those pesticides that impact and target the immature mosquito), and when necessary, adulticides (those pesticides that impact and target the adult mosquito).

### REGIONAL MOSQUITO CONTROL DISTRICTS AND MEMBER MUNICIPALITIES

In the Commonwealth, there are 9 organized or regional mosquito control projects/districts providing mosquito control services to a number of municipalities. In 2011, the number of political subdivisions (municipalities) remained the same at 193, or approximately 55% of the 351 state's municipalities (see the map). However, there was one

APPENDIX 1: STATE RECLAMATION AND MOSQUITO CONTROL BOARD, CONT.



small addition to the overall total. During 2011, the service area changed for the Central MA Mosquito Control Project with the addition of the Devens Enterprise Zone (DEZ), a 5 square mile area that encompasses parts of the towns of Ayer, Harvard, and Shirley.

The areas covered by mosquito control (see map) coincide with major population areas, well-known tourist areas, and areas where mosquito-borne disease such as EEEV and WNV have historically been endemic such as South Eastern Massachusetts.

Each regional mosquito control project employs a director or superintendent to manage the day-to-day operations. These 9 regional mosquito control programs in the established areas have equipment, materials, and credentialed

professionals who have many years of mosquito control experience and expertise.

The scope and type of tactic used to control mosquitoes can differ from one mosquito control project/district to another due to differences in geographic location, topography, budgets, and mosquito species. Management strategies for inland fresh water mosquitoes would include source reduction (freshwater water management, elimination of used tires for example), larviciding or adulticiding.

Salt marsh or coastal site management relies heavily on larviciding. In addition to larviciding and adulticiding, other important efforts are conducted such as wetland management. Mosquitoes need still, non-flowing or stagnant water to complete their life cycle from egg to adult. Mosquito control programs also conduct maintenance on ditches,

---

## APPENDIX 1: STATE RECLAMATION AND MOSQUITO CONTROL BOARD, CONT.

culverts and man-made ponds to improve water quality and increase water flow, reducing the potential for mosquito development. Sediment is removed; vegetation on the edges is reduced; channels are widened or straightened to keep water flowing.

Surveillance is an important component of Massachusetts mosquito control programs. Mosquito control programs set traps and collect mosquitoes for EEEv and WNV testing. This effort supplements the Massachusetts Department of Public Health (MDPH's) long-term trapping program comprising mosquito collections in Southeastern and other Massachusetts locations. These surveillance efforts are part of a close collaboration and partnership with the MDPH to better identify and determine arbovirus risks throughout the Commonwealth. Finally, this effort facilitates and guides decision making for responses to reduce risks of EEEv and WNV.

Public education is also a key part of mosquito control activities in educating the public to avoid mosquito bites and the best way to prevent mosquito-borne illness. The 9 mosquito control programs educate the public about mosquitoes and their biology. School-aged children from Kindergarten to High School are given information on how to reduce mosquitoes in and around their homes and how to use personal protection. Information brochures are produced and provided to town Boards of Health for distribution; brochures may be left at each service call to a citizen's home. Mosquito control staff meet with civic organizations, town/city boards, and participate in other events such as Health Fairs when requested. During 2011, mosquito control projects and the MDPH posted alerts, reported positive mosquito findings and fact sheets on their website regarding how to protect oneself from mosquito bites and mosquito-borne diseases. Also, MDPH notified pertinent officials and local Board's of Health of confirmed mosquito positives through the Health and Homeland Alert Network (HHAN).

The Board staff, through its project administrator position and a full-time staff person, managed all the accounting and fiscal transactions for all 9 mosquito control projects; districts were processed promptly on a daily basis to

ultimately insure compliance with all state requirements and policies.

Once again during 2011, the Board, through its Executive Director, carefully monitored the season producing weekly reports that highlighted mosquito activity, collections, and testing findings. These reports summarized and documented the week-to-week trends of mosquito abundance, species, weather, detection, and distribution of arbovirus activity. These reports also included the MDPH weekly Arbovirus Surveillance Report which contained risk maps and other information derived from MDPH 10 fixed long-term trap sites. Finally, these reports contain field reports submitted by the regional mosquito control projects/districts. All of this information kept everyone involved aware and updated as to what was occurring during the 2011 mosquito season.

### THE BOARD AND MOSQUITO CONTROL PROJECTS DURING 2011

During 2011, the Board conducted its traditional 4 quarterly meetings held in January, March, May, and October. In addition, the Board conducted another 3 meetings that took place in June, September, and December. As a result, the Board convened a total of 7 meetings in 2011. Besides monitoring mosquito-borne disease activity, the Board addressed a number of issues most notably: Budgets and the National Pollutant Discharge Elimination System (NPDES) permits.

The Board continued to clarify and strengthen its budget policy and worked with the mosquito programs to continue to be as transparent as possible. The Board continued to work hard on budget matters making sure mosquito control projects had adequate funds to deal with mosquito control issues, for both nuisance and arbovirus threats. With the continuation of the national recession, budgets continued to be a hot topic. With increased costs of gasoline, health insurance, insecticides, and equipment, the Board's job of approving/certifying mosquito control budgets has been more challenging. On the one hand, the Board clearly supports adequate funding to maintain effective core services to control mosquitoes pursuant to Chapter 252 B of the MGL. On the other hand, the Board believes that the local member municipalities should have the opportunity to provide feedback if needed increases in funding is needed during

---

## APPENDIX 1: STATE RECLAMATION AND MOSQUITO CONTROL BOARD, CONT.

a period of lack of revenues (since funding is assessed or charged to cities and towns are part of the local aid distribution process. Funding assessed or charged are deducted from the local aid payments to cities and towns based on assessments that the Department of Revenue calculates for the service provided (i.e. mosquito control). Along with 2011's budget meetings, the Board later in the year proposed another revision to its budget notification and compliance policy. This policy establishes a process where individual communities have the opportunity to review and be more aware of mosquito control funding for their region and community, thus enhancing the level of transparency and documentation. The policy first became effective on March 4th 2010; it was revised on October 27th, 2010; and the most recent revision was adopted on December 14th 2011. The proposed revision to the budget policy requires Districts to obtain support from their member communities for their proposed budgets for the upcoming year. Although the Board prefers concurrence from all member communities within any mosquito control project, the Board is permitting the support of 2/3 of the member communities. The Board adopted the revised policy to provide transparency of the mosquito program budgets to member communities and to obtain as much input from member communities to help the Board achieve its programmatic objective. This most recent revision requires each project to obtain input from each member community that would document to the Board either unanimity among all the communities or at a minimum 2/3 or 66% of communities supported their mosquito control budgets each year. With this revision, the Board can give great weight to the expression of local support for the budget as proposed. Unless there is some compelling reason that the Board is given, the Board will approve these budgets. However, in these cases, it would need to be something substantial and significantly beyond the request that the Board would consider no approval. Overall, the policy provides the mosquito control projects/districts the opportunity to go above and beyond funding that the Board has approved in the past such as level funding or small percent increases. The Board recognizes that several of the projects continue to request significantly higher budgets to conduct mosquito control services especially those located in areas of historically documented arbovirus risk. If the communities within these areas want increases, then they should declare their support since the

Board's responsibility to certify mosquito control budgets (which totals \$10,144,676 million dollars) comes from public money. The current policy assures that mosquito control program budgets are an "eyes open" process and that these public funds have had an opportunity to be publicly and thoroughly vetted at the local level.

The Board and Mosquito control programs followed closely the issue of being required to comply with the conditions of a National Pollutant Discharge Elimination System (NPDES) permit. The NPDES permit is required by the U.S. EPA for pesticide applications "to, over, or near" water of the US per court order no later than October 31, 2011. The Board worked closely with its MA Department of Environmental Protection (MassDEP) member to insure that all mosquito control projects/districts that use pesticides that may come into contact with waters of the United States after 31 October of 2011 to have the required Pesticide Discharge Management Plan (PDMP) and Notice of Intent (NOI) in place by the deadline. The Board asked Mr. Robert Kubit, an environmental engineer from DEP (in charge of water permitting) to provide a presentation and answer questions at its October meeting. Mr. Kubit has also worked closely with EPA Region 1 NPDES administrator on the permit. He and the EPA administrator were on hand at the regional Northeastern Mosquito Control Association Meeting in beginning of December 2011 to provide presentation of the permit. Finally, the Board requested that the 9 mosquito control projects/districts incorporate the above into their annual operating reports which highlight annual accomplishments for the preceding mosquito season as well as outline budget and plans for the upcoming fiscal year. The Board has required that the mosquito programs submit operational reports since 2007. These reports have evolved to be very comprehensive documents that satisfy the Massachusetts Environmental Protection Act special review process and permit the public to be better informed about mosquito control work, practices, personnel, equipment and products. The 2011 reports can be found at the following link: <http://www.mass.gov/agr/mosquito/annual-reports.htm>



APPENDIX 1: STATE RECLAMATION AND MOSQUITO CONTROL BOARD, CONT.

**2011 BUDGET NUMBERS**

A key part of the budget efforts in 2011 was increasing the transparency of budget development. At the annual Board meeting on May 25, 2011, the Board approved and certified mosquito control budgets that had been submitted as level funded budgets. At the May meeting, the Board annually certifies and reports approved budget amounts to the Division of Local Services and State Comptroller that trust fund expenditures for any fiscal year will not exceed assessments against cities and towns for that fiscal year. The same mechanism applied in cherry sheet assessments are still estimated and assessed by the state through the Department of Revenue Division of Local Services.

The mosquito control budgets are ultimately derived from state funding in the form of local aid distributions which are intercepted for the purpose of funding mosquito control assessments and other charge programs. By law, the Department of Revenue (DOR) must provide municipalities with estimates of cherry sheet receipts and assessments; one such program is for mosquito control services. In the case of the mosquito control program, the DOR quarterly assesses the municipality receiving mosquito control services. In other words, the state funding in the form of local aid distributions are intercepted for the purpose of funding mosquito control assessments and other charge programs.

During 2011, several projects (Berkshire County, Central MA, East Middlesex, and Suffolk County) proposed level funded budgets for fiscal year 2012 with the Northeastern Massachusetts Mosquito & Wetland District who actually proposed a small percent reduction (.3%). The Board supported these proposed budgets unanimously. The other projects (Cape Cod, Plymouth, Norfolk, Bristol, including the Board administration budget proposed fiscal year 2012 budgets above level funded levels. These budget requests ranged from 2.4% to 22% and these budgets generated much discussion and debate. Similar to last year's report for 2010, there was little change to the Commonwealth's deficit struggles where most, if not all state agencies, had to endure budget cuts. These circumstances led to the Board looking to keep budgets in line and agreed that another meeting be

held to address budget requests above level finding. Also, the Board requested additional information and justifications from mosquito control programs prior to another meeting that took place on June 3, 2011. At the June 3rd meeting, the Board did not support any proposed mosquito control project budget above a 3% increase. The total budget for the 9 regional programs totaled \$10,144,676 dollars an increase of \$605,744 (or 6.4%) which included the Board's administrative budget.

**2011 MOSQUITO SEASON**

Weather played again a significant role in how the mosquito season played out in terms of both mosquito abundance and arbovirus risk. Pre and early season conditions are indicators of potential arbovirus risk later in the summer and early autumn. As reported by the MDCR rainfall program, water conditions from January through March were near normal with a significant snow pack. The snow pack was the result of several snow storms in January. The abundant snow pack coupled with warm temperatures in the early spring lead to some flooding which created new or expanded existing mosquito habitat areas. However, the flooding occurred much earlier during 2011 and was not as severe as in 2010. With low March precipitation occurring before vegetation growth and green-up was evident, a period of dry down was observed in many areas of the State. April precipitation was above normal throughout the month due to many small to moderate events that were

**THE FOLLOWING BREAKDOWN HIGHLIGHTS THE BUDGET AMOUNTS APPROVED AND CERTIFIED BY THE BOARD IN 2011:**

<i>Berkshire County Mosquito Control Project</i>	\$ 202,800
<i>Bristol County Mosquito Control Project</i>	\$ 1,170,535
<i>Cape Cod Mosquito Control Project</i>	\$ 1,678,270
<i>Central Massachusetts Mosquito Control Project,</i>	\$ 1, 671, 893
<i>East Middlesex Mosquito Control Project,</i>	\$ 588,747
<i>Norfolk County Mosquito Control Project,</i>	\$ 1,480,292
<i>Northeast Massachusetts Mosquito &amp; Wetland Management District</i>	\$ 1,513,848
<i>Plymouth County Mosquito Control Project</i>	\$ 1,358,742
<i>Suffolk County Mosquito Control Project</i>	\$ 230,283
<i>State Reclamation and Mosquito Control Board</i>	\$ 249,266
<i>Total</i>	\$ 10,144,676

## APPENDIX 1: STATE RECLAMATION AND MOSQUITO CONTROL BOARD, CONT.

accompanied by cool below normal temperatures that prolonged early mosquito development. May precipitation was a little below normal but small to moderate rainfall took place in the 2nd half of the month. By June, the precipitation trended above normal.

The 2011 mosquito season can be best described as erratic when it started off with cool and damp weather. There was enough moisture to keep soils moist and replenish artificial containers in the environment along with periods of warm and dry seasonal weather compared to 2010 (e.g. not as wet as 2009 and not as hot and dry as 2010). Overall, these conditions did not produce record breaking spring mosquito populations but these populations were sufficient in numbers to cause nuisance early in the season and keep the Board and its programs busy. Soaring July temperatures and below normal periodic rains and isolated thunderstorms were more than enough to keep mosquitoes thriving into the summer. Nonetheless, it was relatively quiet regarding arbovirus until later in July. Up to this point during the 2011 season, *Culiseta melanura*, an important bird biting mosquito involved in the EEEv cycle, was everywhere but at low to almost average population density depending on areas. *Culex pipiens* an important species involving WNV numbers were above average to very high especially in some urban areas. WNV positives had been confirmed early this year, clustered, and sustained in a focal area with possibility of spreading. *Coquillettidia* perturbans a suspected vector species of EEEv was peaking. 2011 in comparison to 2010, there was a wide diversity of host seeking species “on the wing” in low to moderate numbers. EEEv activity was confined to SE area of the United States and no positive pools in MA thru late July. WNV was detected in only 7 pools of mosquitoes.

With the season progressing into August, WNV activity began to increase significantly. Suddenly, the Board and the Mosquito Control Districts found themselves in the midst of a very busy mosquito season with continued and increasing frequency of detections in mosquito positive for West Nile Virus (WNV). MDPH reported numerous “pools” of trapped mosquitoes. The majority of the detections were occurring in the Suffolk County project, primarily Boston and contiguous areas with limited detections in other Districts. Efforts by mosquito control projects Intensified to suppress *Culex* species populations suspected

of carrying WNV, including but not limited to public health alerts, source reduction such as emptying containers, and treating catch basins, and ground ULV spraying with the aim of reducing the building populations of *Culex*.

EEEv detection was almost absent until August but WNV activity remained the predominate arbovirus of concern since it was becoming more widespread confirmed in 22 cities and towns by August 9th. However, within a week, and almost simultaneously, EEEv had begun to become increasingly active as confirmed by MDPH testing. On August 10, 2011, in response to the confirmed positive EEEv pools in collected Raynham and Easton, as well as increasing *Culiseta melanura* abundance levels at MDPH trap sites, MDPH elevated the EEEv risk level from low to moderate in the towns of Raynham, Easton, Bridgewater and West Bridgewater. The updated risk map included 9 municipalities (Bridgewater, Carver, East Bridgewater, Easton, Halifax, Middleboro, Plympton, Raynham, and West Bridgewater) at moderate risk. In one week, the cumulative EEEv positive pools increased from 4 to 22, or 450%. At this time, there was a report of an EEEv fatality in NY. Along with this intense surge in arbovirus activity, August proved to be one of the wettest on record due to Tropical Storm Irene, downgraded from a Hurricane Irene, and several moderate and large rain events spread over the month. September precipitation was much above normal too.

These temperatures and precipitation events created favorable conditions to keep mosquitoes flourishing and developing later than usual. The extended mosquito season kept the Board and mosquito control programs very busy in 2011. The 2011 mosquito season turned into a significant one which had multiple “pools” of trapped mosquitoes found with WNV and EEEv as determined by the Department of Public Health. The confirmation and report of a human fatality was not received well. As a result of these elevated levels of arbovirus and human involvement, additional public health alerts were issued, ground spraying was stepped up when weather permitted, after-school activities were postponed too. The unusually warm fall weather and combined with areas flooded from August heavy rains kept mosquito activity going well beyond the traditional time period. During this time of elevated risk levels, public health and mosquito control experts did not

---

## APPENDIX 1: STATE RECLAMATION AND MOSQUITO CONTROL BOARD, CONT.

plan or conduct an aerial adulticide intervention. There was a consensus that the message of prevention was more important and remained critical for citizens in high risk areas. Fortunately, the expert's consensus proved correct as there were no EEEv human cases beyond the ones reported and confirmed in late August.

### 2011 MOSQUITO SEASON SURVEILLANCE SUMMARY

The Massachusetts Department of Public Health Arbovirus program continued its program of setting and collecting mosquitoes from long-term sites in SE Massachusetts. In addition, the MDPH collaborate with the Board's mosquito control programs with supplemental trapping. Mosquitoes, suspect animals, and human specimens were tested for Eastern Equine Encephalitis virus (EEEv) and West Nile virus (WNV) infection during the 2011 mosquito season. According to the MDPH a total of 4,604 mosquito pools (an increase of 1,046 compared to 2010) were submitted and tested. These pools represented a total of 131,158 mosquitoes (an increase of 34,158 mosquitoes compared to 2010).

EEEv- a total of 80 pools were confirmed positive for EEEv (an increase of 15 pools positive compared to the 2010 mosquito season). Of the EEEv mosquito isolates, 22 were identified in other species that bite mammals such as *Coquillettidia perturbans* (8), *Culex pipiens/restuans* (8), *Ochlerotatus canadensis* (4), and *Aedes vexans* (2); while 58 isolates were identified in the enzootic vector species, *Culiseta melanura*, primarily a bird biting mosquito (the species that cycles the virus in the wetland areas).

WNV- a total of 275 pools were confirmed positive for WNV (an increase of 154 compared to the 2010 mosquito season). Of the WNV mosquito isolates, the majority of the isolates (224) were identified in the primary suspect vector species complex, *Culex pipiens/restuans*. The remaining isolates identified in other species such as *Culex* species (23), *Coquillettidia perturbans* (1), *Culex salinarius* (1), *Culiseta melanura* (24), *Ochlerotatus canadensis* (1), and *Aedes vexans* (1).

During the 2011 mosquito season, test results were confirmed by the Hilton State Laboratory Institute again both animal and human cases. There were 5 human cases of WNV with clinical presentations ranging from fever

to encephalitis ( a decrease of 2 compared to the 2010 season); and 2 human EEEv cases occurring (the same as 2010)with clinical presentation of encephalitis (1 Missouri resident who spent almost 2 months in South Eastern Massachusetts this summer acquired the infection while vacationing in the state). Mosquito-borne disease was confirmed in horses from two counties, Hampshire and Worcester counties. On September 9, 2011, the MDPH confirmed a horse in the town of Belchertown positive for WNV with an onset date of illness on September 3, 2011. Thereafter, on November 7, 2011, the MDPH confirmed a horse in the town of Fitchburg positive for EEEv with an onset date of illness on October 20, 2011.

### SUMMARY

2011 proved to be another difficult year where mosquitoes posed nuisance and disease risk problems. However, even with widespread WNV activity in the state and a later but intense surge in EEEv activity, an aerial adulticide application did not become necessary as was done in 2010. However, the Board, and the mosquito programs in partnership with the MDPH, worked exceedingly hard to insure the most accurate information and appropriate responses to reduce arbovirus risk to the public. The 2011 season will be remembered due to the unusual late season activity, the appearance of animal and human cases, and unpredictable weather conditions that extended the 2011 season.





APPENDIX 2: STAFF DIRECTORY

For an up-to-date listing of Department staff, please see: [www.mass.gov/agr/about/whoweare.htm](http://www.mass.gov/agr/about/whoweare.htm)

LAST NAME	FIRST NAME	E-MAIL ADDRESS	PHONE NUMBER	TITLE
Antunes-Kenyon	Steven	Steve.Kenyon@state.ma.us	617-626-1784	Environmental Analyst IV
Arruda	Rose	Rose.Arruda@state.ma.us	617-626-1849	Program Manager
Battle	Trevor	Trevor.Battle@state.ma.us	617-626-1775	Env. Health Insp.
Blanchard III	William	William.Blanchard@state.ma.us	617-626-1709	Regional Planner
Botelho	Michael	Michael.Botelho@state.ma.us	617-626-1721	Program Coordinator
Bouchard	Alisha	Alisha.Bouchard@state.ma.us	617-626-1715	Program Coordinator
Bowen	Sean	Sean.Bowen@state.ma.us	617-626-1724	Environmental Analyst
Buffone	Mark	Mark.Buffone@state.ma.us	617-626-1777	Environmental Analyst
Burgess	Jessica	Jessica.Burgess@state.ma.us	617-626-1722	Legal Counsel
Burnand	Mary Beth	Mary.Beth.Burnand@state.ma.us	617-626-1710	Manager/Human Resources
Cabral	Patricia	Patricia.Cabral@state.ma.us	617-626-1786	Program Coordinator
Cahill	Michael	Michael.Cahill@state.ma.us	617-626-1794	Manager/Animal Health and Dairy
Cai	Sunny	Sunny.Cai@state.ma.us	617-626-1782	Environmental Health Insp.
Carl Jr.	Alfred	Al.Carl@state.ma.us	617-626-1802	Program Coordinator
Chandler	Richard	Rick.Chandler@state.ma.us	413-548-1905	Regional Planner
Chisholm	Christine	Chris.Chisholm@state.ma.us	617-626-1788	Regional Planner
Colon	Elsie	Elsie.Colon@state.ma.us	617-626-1810	Administrative Assistant
Colucci	Leslee	Leslee.Colucci@state.ma.us	617-626-1795	Insp. Haz. Sub and Pesticides
Corte-Real	Ilidio	Lee.Corte-Real@state.ma.us	617-626-1776	Manager/Crop and Pest Svcs.
Damon	Lisa	Lisa.Damon@state.ma.us	617-626-1731	Program Coordinator
DeLongchamp	Delia	Delia.DeLonchamp@state.ma.us	617-626-1737	Regional Planner
Demakakos	Michael	Michael.Demakakos@state.ma.us	617-626-1783	Legal Counsel
Demirjian	Linda	Linda.Demirjian@state.ma.us	617-626-1733	Program Coordinator
Forman-Orth	Jennifer	Jennifer.Forman-Orth@state.ma.us	627-626-1735	Marketing and Prod. Util Spec.
Gillmeister	William	William.Gillmeister@state.ma.us	617-626-1811	Environmental Analyst
Gold	Michael	Michael.Gold@state.ma.us	617-626-1712	Administrative Assistant
Grimaldi	Julia	Julia.Grimaldi@state.ma.us	617-626-1763	Program Coordinator
Hageman	Edward	Edward.Hageman@state.ma.us	617-626-1796	Program Coordinator
Hall	Ronald	Ronald.Hall@state.ma.us	413-548-1904	Regional Planner
Harris	Glenn	Glenn.Harris@state.ma.us	617-626-1795	Insp. Haz. Sub and Pesticides
Harrod	Linda	Linda.Harrod@state.ma.us	617-626-1795	Insp. Haz. Sub and Pesticides
Hart	Ellen	Ellen.Hart@state.ma.us	617-626-1742	Program Coordinator
Henderson	Dake	Dake.Henderson@state.ma.us	617-626-1729	Edp Systems Analyst
Hopson	Barbara	Barbara.Hopson@state.ma.us	413-548-1906	Land Use Administrator
Jordan	Mary	Mary.Jordan@state.ma.us	617-626-1750	Manager/Agricultural Markets
Kaszowski	Catherine	CKaszowski@state.ma.us	617-626-1813	Program Coordinator

## APPENDIX 2: STAFF DIRECTORY cont.

LAST NAME	FIRST NAME	E-MAIL ADDRESS	PHONE NUMBER	TITLE
Kennedy	Gerard	Gerard.Kennedy@state.ma.us	617-626-1773	Manager/Technical Assistance
Kilb	Stacy	Stacy.Kilb@state.ma.us	617-626-1735	Insp. Haz. Sub and Pesticides
LaScola	Taryn	Taryn.LaScola@state.ma.us	617-626-1782	Insp. Haz. Sub and Pesticides
LeBlanc	Richard	Richard.LeBlanc@state.ma.us	617-626-1759	Program Coordinator
L'Etoile	Nathan	Nathan.L'Etoile@state.ma.us	617-626-1702	Manager/Assistant Commissioner
Lopez-Swetland	Alejandra	Alejandra.Lopez-Swetland@state.ma.us	617-626-1781	Marketing and Prod. Util Spec.
MacDonald	Alexander	Alex.MacDonald@state.ma.us	617-626-1795	Insp. Haz. Sub and Pesticides
Mach	Frederick	Fred.Mach@state.ma.us	617-626-1795	Veterinary Health Officer
Maul	Laura	Laura.Maul@state.ma.us	617-626-1798	Program Coordinator
McClean	Michael	Michael.McClean@state.ma.us	617-626-1781	Environmental Analyst
Megrath	Megan	Megan.Megrath@state.ma.us	617-626-1798	Insp. Haz. Sub and Pesticides
Michalewich	Phyllis	Phyllis.Michalewich@state.ma.us	617-626-1801	Marketing and Prod. Util Spec.
Nunes	John	John.Nunes@state.ma.us	617-626-1813	Administrative Assistant
Nguyen	NgocNu	Ngoc-Nu.Nguyen@state.ma.us	617-626-1708	Accountant
O'Brien	Kevin	Kevin.Obrien@state.ma.us	617-626-1707	Legal Counsel
O'Connor	Lorraine	Lorraine.O'Connor@state.ma.us	617-626-1791	Veterinary Health Officer
Oehlke	Bonita	Bonita.Oehlke@state.ma.us	617-626-1753	Program Coordinator
Padula	Michele	Michele.Padula@state.ma.us	617-626-1758	Regional Planner
Palano	Gerald	Gerald.Palano@state.ma.us	617-626-1706	Environmental Engineer
Payne	Sandra	Sandra.Payne@state.ma.us	617-626-1785	Administrative Assistant
Pepe	Sandra	Sandra.Pepe@state.ma.us	617-626-1797	Program Coordinator
Phelon	Sheila	Sheila.Phelon@state.ma.us	617-626-1813	Insp. Haz. Sub and Pesticides
Reed	Susie	Susan.Reed@state.ma.us	617-626-1778	Pesticide Product Registration Specialist
Rhodes	Daniel	Daniel.Rhodes@state.ma.us	617-626-1728	Grants Mgmt. Specialist
Ricco	Paul	Paul.Ricco@state.ma.us	617-626-1782	Insp. Haz. Sub and Pesticides
Rice	Robin	Robin.Rice@state.ma.us	617-626-1814	Field Investigator
Richov	Craig	Craig.Richov@state.ma.us	617-626-1725	Regional Planner
Ritchie	Robert	Bob.Ritchie@state.ma.us	617-626-1705	Manager/General Counsel
Rocco	Laurie	Laurie.Rocco@state.ma.us	617-626-1782	Insp. Haz. Sub and Pesticides
Rock	Michael	Michael.Rock@state.ma.us	617-626-1716	Manager/Chief Fiscal Officer
Rondeau	Robert	Robert.Rondeau@state.ma.us	617-626-1804	Program Coordinator
Scoff	Barbara	Barbara.Scoff@state.ma.us	617-626-1714	Accountant
Soares	Scott	Scott.Soares@state.ma.us	617-626-1701	Commissioner
Szocik	Carol	Carol.Szocik@state.ma.us	617-626-1718	Senior Land Use Planner
Tavares	Auzinda	Auzinda.Tavares@state.ma.us	617-626-1792	Administrative Assistant
Tavares	Joao	Joao.Taveres@state.ma.us	617-626-1719	Program Coordinator
Toland	Joyce	Joyce.Toland@state.ma.us	617-626-1713	Program Coordinator

APPENDIX 2: STAFF DIRECTORY cont.

LAST NAME	FIRST NAME	E-MAIL ADDRESS	PHONE NUMBER	TITLE
Vinton III	Howard	Howard.Vinton@state.ma.us	617-626-1803	Mktg Prod Utilization Spec
Vo-Phuong	Hoang	Hoang.Vo@state.ma.us	617-626-1818	Edp Systems Analyst
Waclawiczek	Anna	Anna.Waclawiczek@state.ma.us	617-626-1703	Manager/Chief of Staff
Webber	David	David.Webber@state.ma.us	617-626-1754	Program Coordinator
Wegman	Esther	Esther.Wegman@state.ma.us	617-626-1795	Program Coordinator
Wijnja	Hotze	Hotze.Wijnja@state.ma.us	617-626-1771	Chemist





APPENDIX 3: FARM TO SCHOOL PROJECT

**MASSACHUSETTS PUBLIC K-12 SCHOOLS REPORTING PREFERREDIAL PURCHASES OF LOCALLY GROWN FOODS**

- Acton
- Acton-Boxborough
- Adams-Cheshire
- Amesbury Academy Charter
- Amesbury
- Amherst
- Amherst-Pelham
- Andover
- Ashburnham-Westminster
- Ashland
- Athol-Royalston
- Atlantis Charter
- Attleboro
- Auburn
- Barnstable
- Barnstable Horace Mann Charter
- Bedford
- Belchertown
- Bellingham
- Belmont
- Berkley
- Billerica
- Blackstone Valley Voc. Tech.
- Blackstone-Millville
- Boston
- Boston Renaissance Charter
- Bourne
- Boxborough
- Braintree
- Bridgewater-Raynham
- Brookfield
- Brookline
- Cambridge
- Canton
- Central Berkshire
- Chelsea
- Chicopee
- Cohasset
- Concord
- Concord-Carlisle
- Danvers
- Dartmouth
- Dedham
- Deerfield
- Dighton-Rehoboth
- Dover
- Dover-Sherborn
- Dudley-Charlton
- Duxbury
- East Longmeadow
- Easthampton
- Easton
- Edgartown
- Everett
- Fall River
- Fitchburg
- Framingham
- Francis W. Parker Charter
- Franklin County Voc. Tech.
- Franklin
- Frontier
- Gardner
- Gateway
- Georgetown
- Gill-Montague
- Grafton
- Granby
- Granville
- Greater Fall River Voc. Tech.
- Greater Lawrence Voc. Tech.
- Greater Lowell Voc. Tech.
- Groton-Dunstable
- Hadley
- Halifax
- Hamilton-Wenham
- Hampshire
- Harvard
- Harwich
- Haverhill
- Hawlemont
- Hingham
- Holliston
- Hopedale
- Hull
- Ipswich
- Kingston
- Lakeville
- Lanesboro
- Lawrence
- Leicester
- Lenox
- Leverett
- Lexington
- Lincoln
- Lincoln-Sudbury
- Littleton
- Longmeadow
- Ludlow
- Manchester Essex Regional
- Marblehead Comm. Charter
- Marlboro
- Marshfield
- Martha's Vineyard
- Martha's Vineyard Charter
- Mashpee
- Maynard
- Medfield
- Medford
- Medway
- Mendon-Upton
- Middleborough
- Middleton
- Milford
- Millbury
- Millis
- Milton
- Minuteman Reg. Voc. Tech.
- Mohawk Trail
- Monson
- Mount Greylock
- Nahant
- Narragansett
- Needham
- New Salem-Wendell
- Newton
- Norfolk County Agricultural
- Norfolk
- North Adams
- North Attleborough
- North Brookfield
- North Middlesex
- North Reading

APPENDIX 3: FARM TO SCHOOL PROJECT, cont.

**MASSACHUSETTS PUBLIC K-12 SCHOOLS REPORTING PREFERRED PURCHASES OF  
LOCALLY GROWN FOODS, CONT.**

- Northampton
- Northampton-Smith Voc. Ag.
- Northborough
- Northborough-Southborough
- Northbridge
- Northeast Metro. Voc. Tech.
- Northern Berkshire Voc. Tech.
- Norton
- Norwood
- Oak Bluffs
- Old Colony Reg. Voc. Tech.
- Orange
- Orleans
- Palmer
- Pathfinder Reg. Voc. Tech.
- Pelham
- Pembroke
- Pioneer Valley
- Pittsfield
- Plainville
- Plymouth
- Plympton
- Provincetown
- Quaboag Regional
- Quincy
- Ralph C. Mahar
- Randolph
- Reading
- Revere
- Richmond
- Rockport
- Rowe
- Salem
- Sandwich
- Saugus
- Scituate
- Seekonk
- Seven Hills Charter
- Sherborn
- Shrewsbury
- Silver Hill Horace Mann Charter
- Silver Lake Regional
- Somerville
- South Hadley
- South Middlesex Voc. Tech.
- South Shore Voc. Tech.
- Southampton
- Southborough
- Southeastern Voc. Tech.
- Southern Berkshire
- Southern Worcester Co. Voc. Tech
- Spencer-East Brookfield
- Springfield
- Stoneham
- Stoughton
- Sturbridge
- Sudbury
- Sunderland
- Sutton
- Swampscott
- Tantasqua
- Tisbury
- Triton
- Uxbridge
- Wachusett
- Walpole
- Waltham
- Wareham
- Watertown
- Wayland
- Webster
- Wellesley
- West Bridgewater
- West Springfield
- Westfield
- Weston
- Westport
- Whately
- Williamsburg
- Wilmington
- Winchendon
- Winchester
- Winthrop
- Worcester
- Wrentham

APPENDIX 3: FARM TO SCHOOL PROJECT, cont.

**MASSACHUSETTS PRIVATE K-12 SCHOOLS REPORTING PREFERREDIAL PURCHASES OF LOCALLY GROWN FOODS**

- Academy at Charlemont
- Belmont Day
- Bement School
- Brimmer & May
- Brooks
- Buxton School Inc.
- Cambridge School of Weston
- Concord Academy
- Cutchins Program
- Dana Hall
- Deerfield Academy
- Eaglebrook
- Eagle Hill
- Fenn
- Fessenden School
- Germaine Lawrence School
- Governor's Academy
- Groton
- Hampden-Wilbraham
- Hartsbrook
- Italian Home For Children
- Latham School
- Lawrence Academy
- Middlesex
- NE Center for Children School
- Northfield Mt. Hermon
- Perkins Schools for the Blind
- Phillips Academy
- Reed Academy School
- Riverview School
- St Agnes
- Stoneleigh Burnham
- Valleyview

**MASSACHUSETTS COLLEGES & UNIVERSITIES REPORTING PREFERREDIAL PURCHASES OF LOCALLY GROWN FOODS**

- Amherst College
- Assumption College
- Atlantic Union College
- Babson College
- Becker College
- Bentley College
- Berklee College of Music
- Boston College
- Boston University
- Clark University
- College of the Holy Cross
- Curry College
- Dean College
- Elms College
- Emmanuel College
- Endicott College
- Fisher College
- Framingham State University
- Gordon-Conwell Theol. Sem.
- Hampshire College
- Harvard University
- Holyoke Community College
- Lesley University
- Mass. College of Art
- Mass. College of Liberal Arts
- Mass. College of Pharmacy
- Mass. Institute of Technology
- Merrimack College
- Mt. Holyoke College
- Mt. Wachusett Comm. College
- N.E. Conservatory of Music
- Nichols College
- Northeastern University
- Olin College of Engineering
- Salem State College
- Simmons College
- Simon's Rock College of Bard
- Smith College
- Stonehill College
- Suffolk University
- Tufts University
- UMASS-Amherst
- UMASS-Lowell
- Wellesley College
- Wheaton College
- Wheelock College
- Williams College
- Worcester State College





## APPENDIX 4: MASSACHUSETTS DAIRY PROMOTIONAL BOARD

### OVERVIEW

The Massachusetts Dairy Promotion Board (MDPB) develops programs and policies with the objective of increasing the consumption of Massachusetts dairy products through promotion, research, and educational activities. The nine member board is comprised of representatives from the dairy farming associations, milk processors, the Department of Agricultural Resources (MDAR), and the Executive Office of Administration and Finance (A&F).



promoting locally produced milk; and promoting alternative and renewable energy uses for farmers.”

The Task Force met seven times during the summer and fall of 2007. On November 9, 2007 a report to the Legislature was filed. The task force divided its recommendations into four categories; Alternative and Renewable Energy, Marketing and Promotion of Massachusetts Dairy Products; Technical and

Financial Assistance to Dairy Farmers and Financial Safety Net Measures. The Task Force concluded that a state-qualified milk promotion and research program be established. The Task Force recommended enacting legislation to establish a Massachusetts Dairy Promotion Board (M.G.L. Chapter 310 Sec: 30(a).

The Massachusetts Dairy Promotion Board began meeting in 2008 and then monthly in April of 2009, and as stated in M.G.L. Chapter 310 Sec. 30(d), assesses a fee of 10 cents per hundredweight of all milk production that is commensurate with the credit allowed for producer contribution to state qualified programs (QP's) under the Dairy Production Stabilization Act of 1983. MDPB verifies production reports with the National Dairy Promotion and Research Board semi-annually to assure compliance with the assessment provisions of the Act.

The following are actions taken by the board in accordance with the mission to develop programs and policies with the objective of increasing the consumption of Massachusetts dairy products through promotion, research, and educational activities.

#### 2011 Adopted Motions:

- Approved allocation of \$68,000 for MDPB video and video installation project at Great Brook Farm State Park.

### MDPB BACKGROUND:

On May 10, 2007 the acting MDAR Commissioner, Scott J. Soares issued a Declaration of Crisis in the Dairy Industry as a response to the Dairy Farmer Petition for Relief. One result of the Declaration was immediate action by the Governor and the Legislature to provide emergency relief to dairy farmers and to establish a Dairy Revitalization Task Force. As a result of the crisis conditions, Gubernatorial and Legislative action yielded Chapter 42 of the Acts of 2007, which provided \$3.6 million in emergency relief for dairy farmers to assist them in recovering from the events of 2006 and established the Dairy Farm Revitalization Task Force. The Task Force consisted of 17 members including three dairy farmers, six legislators, a milk processor representative, and seven various members of the Executive Branch. The Task Force was co-chaired by the acting Commissioner of the MDAR and Philip Griffiths, the Undersecretary of the Executive Office of Energy and Environmental Affairs (EEA). The purpose of the Task Force was to:

“...investigate short and long-term solutions to preserving and strengthening the dairy farm industry in the Commonwealth. Said investigation shall include methods to promote the innovation in, and the revitalization of, the Massachusetts dairy farming community, including without limitation, investigating the impact of increased fixed costs borne by the dairy farming community including, but not limited to, fuel prices, healthcare and insurance;

APPENDIX 4: MASSACHUSETTS DAIRY PROMOTIONAL BOARD, cont.

- Approved allocation of \$50,000 for the NE Dairy & Food Council “Fuel Up to Play 60” school wellness and nutrition initiative.
- Approved allocation of \$27,900 for 2010 Massachusetts Dairy Impact Study conducted by Manomet Center for Conservation Sciences.
- Approved allocation of \$25,000 for MDPB marketing program including website redesign, print collaterals, and traveling.
- Approved allocation of \$22,000 to the NE Dairy Promotion Board’s “Keep Local Farms” program.
- Approved allocation of \$8,000 for Eastern State Exposition Massachusetts Dairy Promotion Board sponsorship. Including a Cow Care exhibit in the “Farm-A-Rama” building, the butter sculpture in the Mallery Agricultural Complex and educational signage in the Hampden County 4-H Dairy booth.
- Approved allocation of \$6,000 to MDIP milk booth for milk cups & sundae buckets at Eastern State Exposition.
- Approved allocation of \$300 to Massachusetts Agriculture in the Classroom for MDPB 2012 June calendar sponsorship.
- Approved allocation of \$300 for a MA 4-H delegate to attend the 2011 National 4-H Dairy Conference in Madison, WI.

Financial Report for 2011:

YEAR	DEPOSITS	EXPENSES
2009	\$168,163.97	\$9,250.00
2010	\$228,644.72	\$105,378.30
2011	\$203,561.36	\$206,354.04
Balance:		\$279,387.71